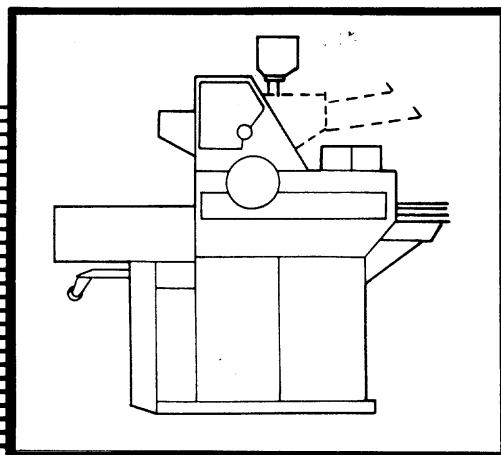


SMALL OFFSET PRESS

HAMADA

611CD 611XL 611XLA
612CD 612XL 612XLA



PARTS CATALOG SUPPLEMENT SHEET

(注意)

この追補シートは、タイプミスの訂正・設計変更に伴う追加・訂正事項を一覧表にまとめたものです。

お手元のパーツカタログに追加し、パーツ御注文の際には照合し、新INDEX NO、PARTS NOで御注文下さいますようお願い申し上げます。

(NOTE)

This supplement is made to explain correction and addition of Parts Catalog due to mis-typing and/or part(s) modification.

Please place parts order with new Index and Parts number(s).



HAMADA PRINTING PRESS CO.,LTD.

1993. 01. (200)
PRINTED IN JAPAN




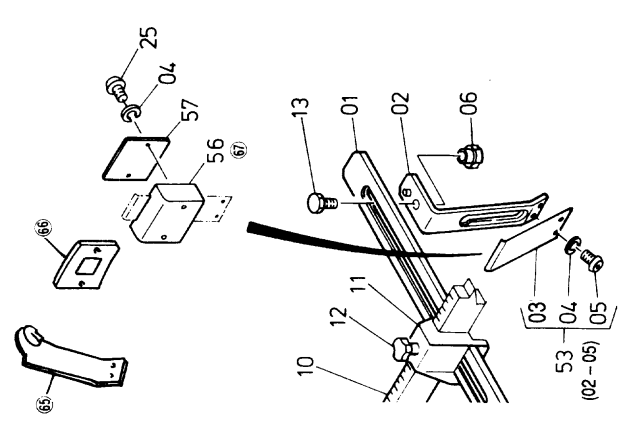
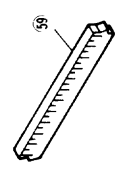
Figure Cord	OLD		NEW		Description	Units per Assy			Remarks
	INDEX NO.	Parts No.	INDEX NO.	Parts No.		CD	XL	XLA	
N2003 	N2003-46	H06-26-02-3	N2003-46	H06-26-1C-3	Hight Control Intermediate Lever	1	1	1	HV-1A327 ~ HX-1A328 ~
	N2003-60	X05-86-3	N2003-60	X06-44-01-3	Screw	0	0	2	~ HV-4851
N2003 	N2003-03 N2003-56 N2003-57	KC05-14 CK05-34 CK05-35	N2003-65 N2003-67 N2003-66	CK05-36 CK05-38 CK05-37	Plate Spring Weight Plate	1 1 1	1 1 1	1 1 1	HV-6185 ~
	N2004-59	CK05-02	N2004-59	5201-05022	Scaled Cross Bar	1	1	1	1
N2004 	N2004-59	CK05-02	N2004-59	5201-05022	Scaled Cross Bar	1	1	1	

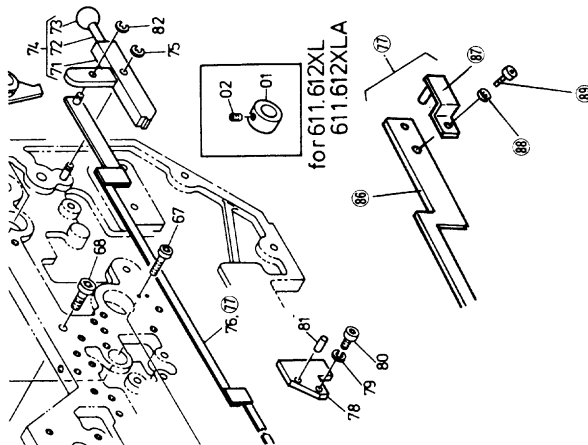
Figure Cord	OLD		NEW		Description	Units per Assy			Remarks	
	INDEX NO.	Parts No.	INDEX NO.	Parts No.		CD	XL	XLA		
N2004 	N2004-77	CK02-81A	N2004-77 N2004-86 N2004-87 N2004-88 N2004-89	CK02-85A CK02-84 CK02-85 180-105 125-708	Paper Feed Connecting Link Assy Paper Feed Connecting Link Bracket Lock Washer Screw	1 1 1 1 1	0 0 0 0 0	0 0 0 0 0	HV-5800 ~	
	N2005	N2005-04	150-085,6	N2005-04	250-085,6	Bearing	1	1	1	
	N2005	N2005-46	183-183	N2005-46	183-185	Roll Pin	1	1	1	
	N2005	N2005-50	CK10-28			Plate Spring	1	1	1	No Use. HV-7594 ~
	N2005									

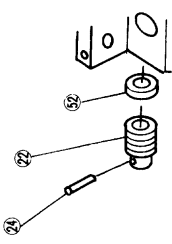
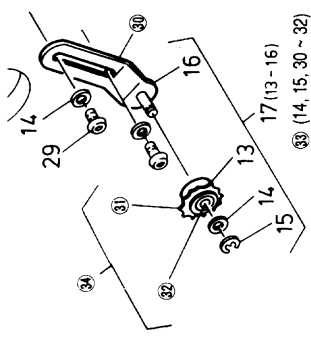
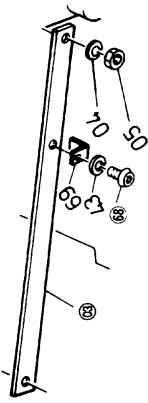
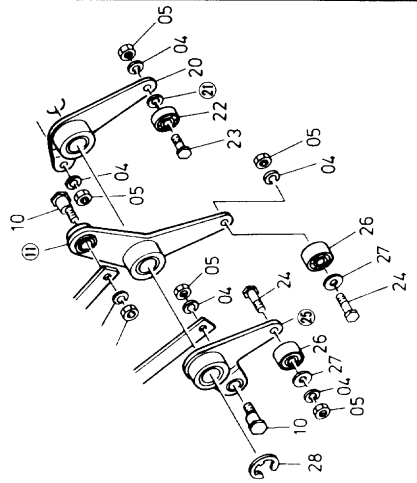
Figure Cord	OLD		NEW		Description	Units per Assy			Remarks	
	INDEX NO.	Parts No.	INDEX NO.	Parts No.		CD	XL	XLA		
N2005 			N2005-52	CK10-34	Spacer	1	1	1	NEW	
N2006 	N2006-17	CK02-35B	N2006-33 N2006-30 N2006-31 N2006-32 N2006-34	CK02-35D CK02-35C CK02-90 CK02-91 CK02-90A	Idle Sprocket Assy Bracket Sprocket Bearing Sprocket Assy (31,32)	1 1 1 1 1	1 1 1 1 1	1 1 1 1 1	HV-6590 ~	
N2008 	N2008-03	CK08-58	N2008-03	CK08-67	Connecting Link	1	1	1	HV-5652 ~	
N2008 	N2008-68	125-708	N2008-68	115-708	Screw	1	1	1		
	N2008-11 N2008-21 N2008-25	CK08-04A 131-09,3 CK08-02A	N2008-11 N2008-21 N2008-25	CK08-04B 184-106,3 CK08-02B	Lever (Included Bushing) Flat Washer Lever (Included Bushing)	1 1 1	1 1 1	1 1 1		

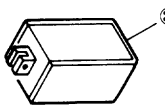
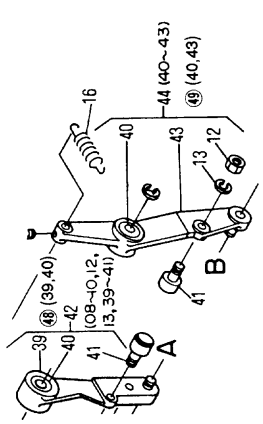
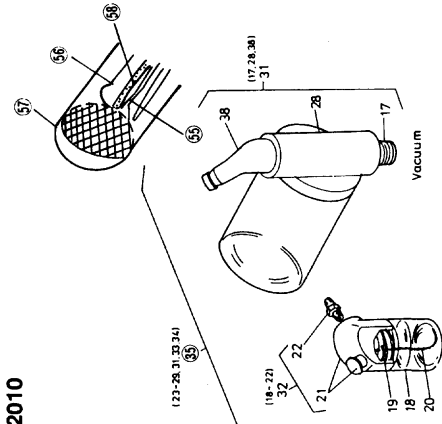
Figure Cord	OLD		NEW		Description	Units per Assy				Remarks
	INDEX NO.	Parts No.	INDEX NO.	Parts No.		CD	XL	XLA		
N2008 	N2008-59	E09-07-3	N2008-59	E09-25-3	Solenoid	0	1	1		
	N2008-50	CK08-40	N2008-71 N2008-72 N2008-73 N2008-74	CK08-66 CK08-69 180-105 125-710	Bracket Stopper Lock Washer Screw	1 1 2 2	1 1 2 2	1 1 2 2		HV-6411 ~ NEW
N2009 	N2008-48 N2008-49		N2008-48 N2008-49	CK04-50B CK04-51B	Drive Lever Assy Drive Lever Assy	1 1	1 1	1 1		HV-5750 ~
	N2010-35	EH12-01F	N2010-35	EH13-01F	Pump Assy	1	1	1		
N2010 	N2010-55 N2010-56 N2010-57 N2010-58		N2010-55 N2010-56 N2010-57 N2010-58	H13-26-31-3 H13-27-31-3 H13-27-32-3 H13-28-31-3	Filter Retaining Stem Filter Retaining Plate Oil Catch Filter	1 1 1 1	1 1 1 1	1 1 1 1		NEW HV-1E076 ~ HX-1E094 ~

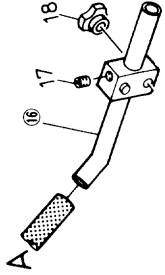
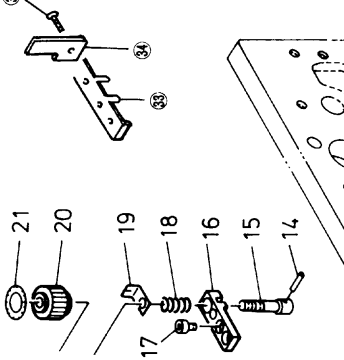
Figure Cord	OLD		NEW		Description	Units per Assy			Remarks
	INDEX NO.	Parts No.	INDEX NO.	Parts No.		CD	XL	XLA	
N2011 	N2011-16	CK05-17	N2011-16	CK05-17A	Blower Nozzle	1	1	1	
	N2013-03 N2013-04	CK02-70 250-104.6			Upper Feed Roller Bearing	1 2	1 2	1 2	No Delivery No Delivery
N2013 			N2013-31	CK02-70A	Upper Feed Roller Assy	1	1	1	
	N2013-16	CK02-49	N2013-33 N2013-34 N2013-35	CK02-87 CK02-86 125-706	Bracket Name Plate Screw	1 1 1	1 1 1	1 1 1	HV-6590 ~ NEW

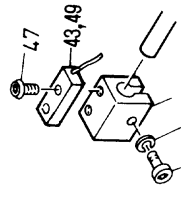
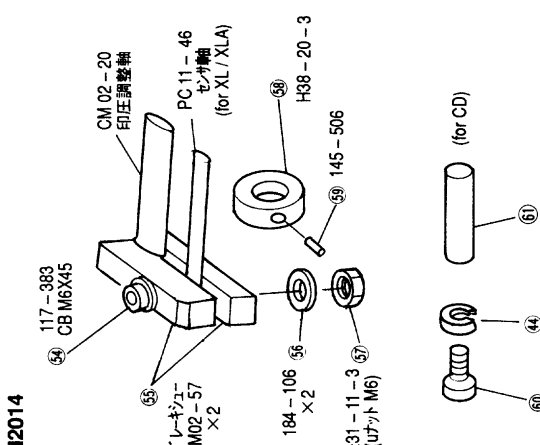
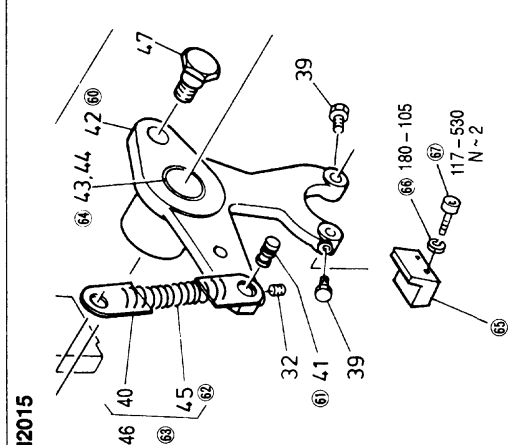
Figure Cord	OLD		NEW		Description	Units per Assy			Remarks	
	INDEX NO.	Parts No.	INDEX NO.	Parts No.		CD	XL	XLA		
N2014 	N2014-43 N2014-49	E16-13-3 E26-26-3	N2014-53	E26-74-3	Inspector (SUNX) Inspector (TAKENAKA) Inspector (TAKENAKA)	0 0 0	1 1 1	1 1 1	~ HV-4622 HV-4623 ~ 6624 HV-6625 ~ NEW	
	N2014 			N2014-54 N2014-55 N2014-56 N2014-57 N2014-58 N2014-59 N2014-60 N2014-44 N2014-61	117-383 CM02-57 184-106 I31-11-3 H38-20-3 145-506 117-525 180-105 CM02-59	Screw Brake Shoe Flat Washer Nut Coller Set Screw Screw Lock Washer Stud Pin	1 2 2 2 1 1 1 1 1 1	1 2 2 2 1 1 1 0 0 0	1 2 2 2 1 1 1 0 0 0	NEW HV-2B428 ~
N2015 		N2015-42 N2015-43 N2015-44	CM02-12A CM02-30 U01-14-3	N2015-60 N2015-64 N2015-65 N2015-66 N2015-67	CM02-37A CM02-40 CM02-39 180-105 117-530	Impression Operating Lever Bushing Bushing Impression Operating Lever Bushing Stopper Lock Washer Screw	1 1 1 1 1 1 1 2 2	1 1 1 1 1 1 1 2 2	1 1 1 1 1 1 1 2 2	~ HV-6410 HV-6411 ~ NEW
		N2015-41	CM02-09	N2015-61	CM02-54	Pin	1	1	1	HV-6411 ~ NEW
		N2015-46	CM02-11A	N2015-63	CM02-56A	Spring Assy	1	1	1	HV-4699 ~

Figure Cord	OLD		NEW		Description	Units per Assy				Remarks
	INDEX NO.	Parts No.	INDEX NO.	Parts No.		CD	XL	XLA		
N2016 	N2016-45	CM05-75A	N2016-48	CM05-75B	1	0	0	0	HV-6452 ~	
	N2016-46	CM05-74A	N2016-49	CM05-74B	1	0	0	0		
	N2016-35	CM05-71	N2016-52	CM05-79	1	0	0	0		
	N2016-42	CM05-72	N2016-53	CM05-80	1	0	0	0		
	N2016-40	CM05-73	N2016-54	CM05-81	1	0	0	0		
	N2016-39	CM05-77	N2016-55	CM05-82	1	0	0	0		
			N2016-56	CM05-83	1	0	0	0		
			N2016-57	181-235	1	0	0	0		
	N2016-14	170-112.3	N2016-58	181-632	1	0	0	0		
	N2016-41	CM05-76	N2016-59	170-110	1	0	0	0		
	N2016-43	CM05-72A	N2016-60	184-110	1	0	0	0		
			N2016-61	CM05-81A	1	0	0	0		
N2017 	N2016-47	CM05-68B	N2016-50	CM05-85	1	0	0	0	HV-6428 ~	
	N2016-28	CM05-42B	N2016-51	CM05-84	1	0	0	0		
N2017 	N2017-21	CM02-13A	N2017-53	CM02-38A	1	1	1	1	HV-6411 ~	
	N2017-22	V01-14-3	N2017-54	CM02-40	1	1	1	1		
	N2017-23	CM02-30	N2017-55	CM02-38B	1	1	1	1		
N2018 	N2017-25	CM02-11A	N2017-58	CM02-56A					HV-5640 ~	

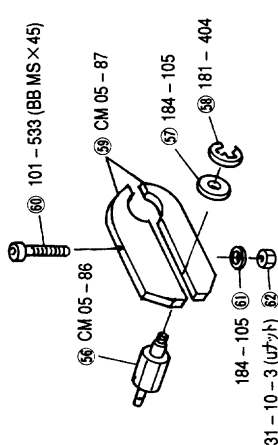
Figure Cord	OLD		NEW		Description	Units per Assy			Remarks
	INDEX NO.	Parts No.	INDEX NO.	Parts No.		CD	XL	XLA	
N2020 			N2020-56	CM05-86	Stud Pin	1	0	0	HV-2C475 ~ (NEW)
			N2020-57	184-105	Flat Washer	1	0	0	
			N2020-58	181-404	E-Ring	1	0	0	
			N2020-59	CM05-87	Brake Shoe	2	0	0	
			N2020-60	101-533	Screw	1	0	0	
			N2020-61	184-105	Flat Washer	1	0	0	
			N2020-62	I31-10-3	Nut	1	0	0	

Figure Cord	OLD		NEW		Description	Units per Assy			Remarks
	INDEX NO.	Parts No.	INDEX NO.	Parts No.		CD	XL	XLA	
N2021 	N2021-19	CM14-34	N2021-79 N2021-80	CM14-56 MC14-43	Spring Spring	2 1	2 1	0 0	
N2023 			N2023-57 N2023-58	MC04-06 125-606	Scale Screw	1 2	1 2	1 2	
N2024 			N2024-47 N2024-48 N2024-49 N2024-50 N2024-51	MC03-16 4808-04047 184-158 180-108 117-468	Cam for XL Cam for XLA Flat Washer Lock Washer Screw	0 0 0 0 0	1 0 1 1 1	0 1 1 1 1	
N2025 			N2025-36 N2025-37	MC03-05 122-112	Retaining Plate Screw	6 6	6 6	6 6	HV-7560 ~

Figure Cord	OLD		NEW		Description	Units per Assy			Remarks
	INDEX NO.	Parts No.	INDEX NO.	Parts No.		CD	XL	XLA	
N2025 	N2025-17	MC02-23	N2025-38	CM02-41	Bracket	2	2	2	HV-7168 ~
	N2025-18	CM02-21	N2025-39	CM02-42	Pin	2	2	2	
	N2025-17	MC02-23	N2025-40	CM02-43	Bracket	1	1	1	
			N2025-41	CM02-44	Spring	4	4	4	
			N2025-42	CM02-45	Bracket	1	1	1	
			N2025-43	CM02-41A	Bracket	2	2	2	
N2026 	N2026-13	CP03-04	N2026-13	CM02-34	Roll Pin	1	0	0	HV-5636 ~
	N2026-26	PC03-30	N2026-78	CP03-64A	Inking Drive Link	1	1	1	
	N2026-43	CM04-05A	N2026-80	5102-04080A	Plate Cylinder Bushing Bracket	1	1	1	
	N2026-44	MC04-29	N2026-79	5102-04115	Bushing	2	2	2	

Figure Cord	OLD		NEW		Description	Units per Assy			Remarks
	INDEX NO.	Parts No.	INDEX NO.	Parts No.		CD	XL	XLA	
N2027 	N2027-16	I18-49-1A-3	N2027-34	CP03-62A	1	1	1	HV-5636 ~	
	N2027-20	I18-50-1A-3	N2027-35	CP03-63A	1	1	1		
	N2027-23	PC03-35	N2027-36	CP03-71	1	1	1		
	N2027-17 	N2027-17	I18-47-3	N2027-37	CP03-72	1	1	1	HV-6799 ~
				N2027-38	CP03-69	1	1	1	
				N2027-39	U12-65-3	1	1	1	
				N2027-40	U2-65-01-3	1	1	1	
				N2027-50	117-512	2	2	2	
			N2027-51	180-105	2	2	2		
	N2027-21 	N2027-21	CP03-45	N2027-41	CP03-76	1	1	1	HV-1J311 ~ HX-1J290 ~
			N2027-42	CP03-82	1	1	1		
			N2027-43	CP03-78	1	1	1		
			N2027-44	CP03-45	1	1	1		
			N2027-45	R01-26-3	1	1	1		
			N2027-46	101-512	2	2	2		
			N2027-47	170-105	2	2	2		
			N2027-48	CP03-82	1	1	1		
			N2027-49	125-710	2	2	2		
			N2027-52	125-712	4	4	4		
N2027-22 	N2027-22	I03-30-3	N2027-22	CP03-65	1	1	1	HV-5102 ~ HV-6798	
N2028-45 	N2028-45	DT-25	N2028-45	F42-13-3	1	1	0		
N2029-09 	N2029-09	CP11-01A	N2029-63	CP11-37A	1	1	1		
	N2029-60	4808-01005A	N2029-64	4808-01022A	1	1	1		

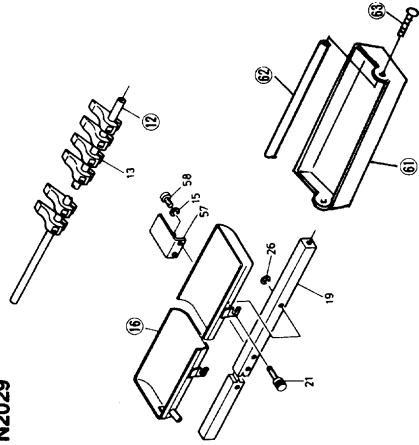
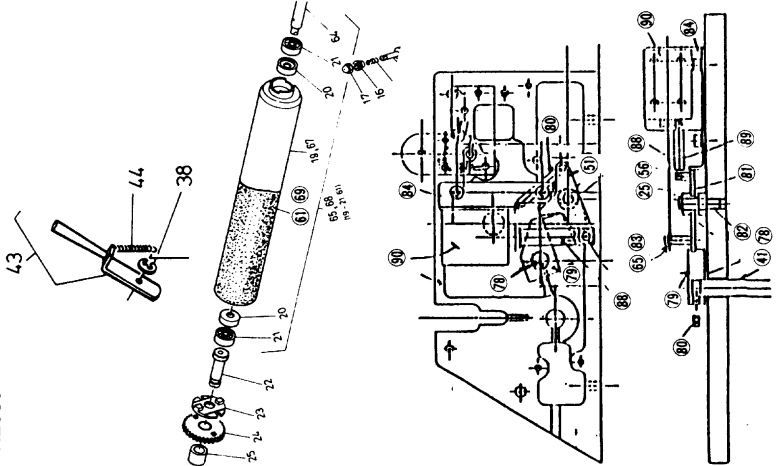
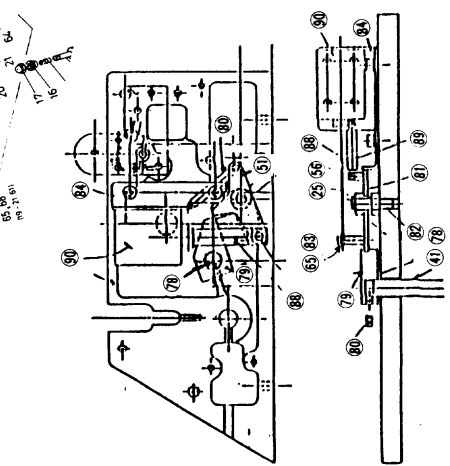
Figure Cord	OLD		NEW		Description	Units per Assy			Remarks
	INDEX NO.	Parts No.	INDEX NO.	Parts No.		CD	XL	XLA	
N2029 	N2029-13	PC11-46	N2029-62	CP11-55	Washer Stop Shaft Dampening Fountainian Tray Screw	1	1	1	HV-7224 ~
	N2029-16	CP11-16	N2029-61 N2029-63	CP11-54 125-710		1	1	2	
N2030 	N2030-42	X13-27-01-3			On-Off Control Lever Handle	1	1	1	
	N2030-61	PC11-28	N2030-69	CP11-53	Dampening Form Roller Cover	1	1	1	HV-6359 ~ HVC-1082 ~
	N2030-41	CP11-21	N2030-78 N2030-79 N2030-80 N2030-81 N2030-82 N2030-83 N2030-84 N2030-85 N2030-86 N2030-87 N2030-88 N2030-89 N2030-90 N2030-91 N2030-92 N2030-93	CP11-42 4808-01024 145-506 4808-01025A 4808-01027 181-404 4808-01028 117-510 180-105 184-105 5203-05033 5208-06091 E09-25-3 125-606 180-103 183-181	Ductor Frame Shaft Stopper Set Screw Stopper Stud E-Ring Bracket Screw Lock washer Flat Washer Link Spring Solenoid Screw Lock Washer Roll Pin	0 0	1 1 2 1 1 2 1 2 2 2 2 1 1 1 4 4 1	HV-6518 ~	

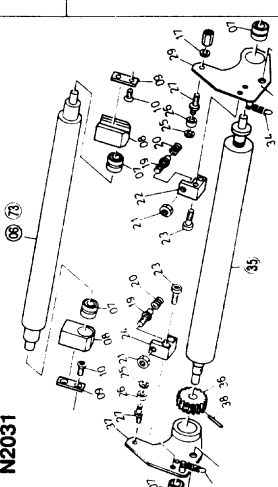
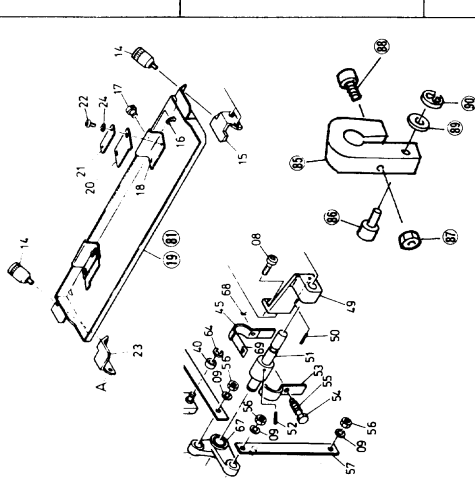
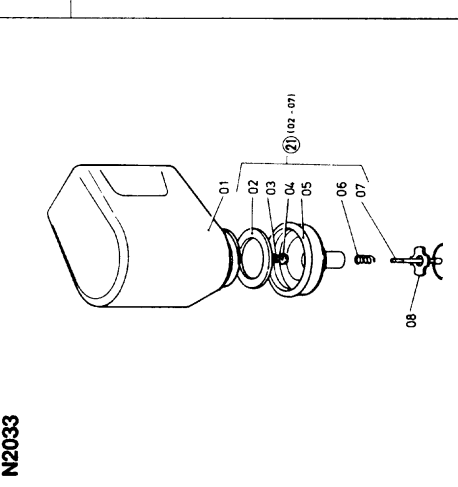
Figure Cord	OLD		NEW		Description	Units per Assy			Remarks
	INDEX NO.	Parts No.	INDEX NO.	Parts No.		CD	XL	XLA	
N2031 	N2031-06	CP18-23A	N2031-73	CP18-90A	Squeeze Roller	1	1	1	HV-5725 ~
	N2031-35	CP18-03	N2031-35	CP18-03A	Fountain Roller	1	1	1	
N2032 	N2032-18	CP18-61	N2032-18	5103-18058	Bracket Dampening Fountain Tray	2	2	2	HV-6779 ~
	N2032-19	CP18-60	N2032-81	4808-12044		1	1	1	
N2033 	N2032-50	183-183	N2032-50	183-187	Roll Pin	1	1	1	
	N2033-01	4210-22198	N2033-01	5803-11036	Dampening Fountain Bottle	1	1	1	
	N2033-21	R03-19-0A-3	N2033-21	R03-19-1A-3	Fountain Bottle Cap Assy	1	1	1	

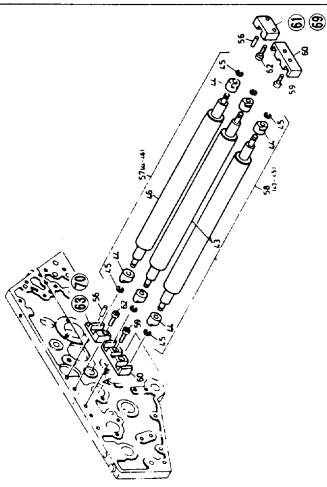
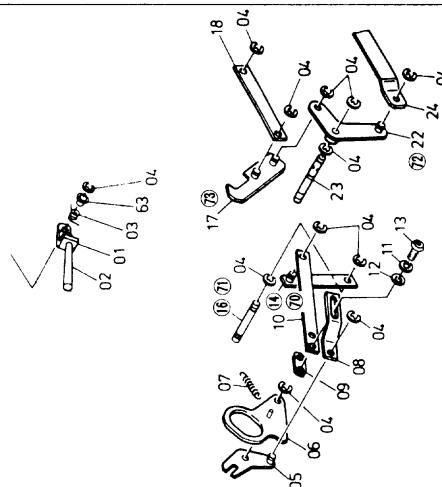
Figure Cord	OLD		NEW		Description	Units per Assy			Remarks
	INDEX NO.	Parts No.	INDEX NO.	Parts No.		CD	XL	XLA	
N2034 	N2034-61 N2034-63	CP03-39 CP03-40	N2034-69 N2034-70	CP03-68 CP03-67	Bracket (OP-S) Bracket (NOP-S)	1 1	1 1	1 1	HV-5636 ~
	N2035-17 N2035-32	I01-13-01-3 I01-13-02-3	N2035-17 N2035-32	I01-13-02-3 I01-13-01-3	Spring (NOP-S) Spring (OP-S)	1 1	1 1	1 1	
N2036 	N2036-14 N2036-16 N2036-22 N2036-08	CP02-04A CP02-24 CP02-19A CP02-08A	N2036-70 N2036-71 N2036-72 N2036-73	CP02-41A CP02-42 CP02-38A CP02-39A	Lever Stud Pin Lever Hook	0 0 0 0	1 1 1 1	1 1 1 1	HV-6518 ~

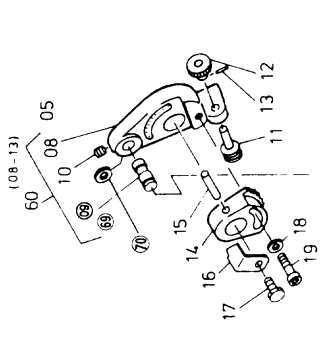
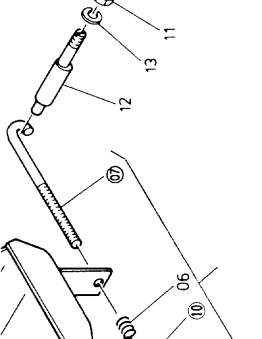
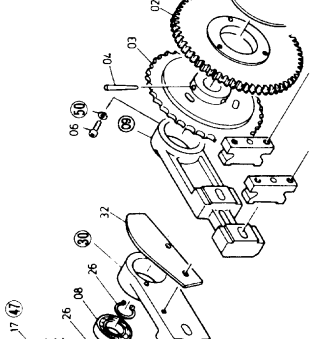
Figure Cord	OLD		NEW		Description	Units per Assy			Remarks
	INDEX NO.	Parts No.	INDEX NO.	Parts No.		CD	XL	XLA	
N2037 	N2037-09	CPS-1020	N2037-69 N2037-70	CM11-44 CM11-45	Pin Spacer	0 0	1 1	1 1	HV-4700 ~
	N2037-32	CP03-37	N2037-71 N2037-72 N2037-73 N2037-74 N2037-83 N2037-84	CP03-70 CP03-73 U12-65-3 U12-65-01-3 117-512 125-712	Upper Ink Form Roller Bracket Bracket Spring Spring Screw Lock Washer	1 1 1 1 2 2	1 1 1 1 2 2	1 1 1 1 2 2	HV-6799 ~ HV-15310
N2038 	N2038-07 N2038-08 N2038-09	CP03-46	N2037-75 N2037-76 N2037-77 N2037-78 N2037-79 N2037-80 N2037-81 N2037-82 N2037-85	CP03-77 CP03-46 CP03-79 CP03-83 101-512 170-105 125-710 CP03-51 125-712	Bracket Lower Ink Form Roller Bracket Stopper Stopper Screw Nut Screw Stopper Pin Screw	1 1 2 2 2 2 2 2 4	1 1 2 2 2 2 2 2 4	1 1 2 2 2 2 2 2 4	HV-1J311 ~ HX-1J290 ~
	N2038-07 N2038-08 N2038-09	I29-31-3 I29-14-3 185-154	N2038-15	I29-31-1A-3	Mountain Link Assy	2	2	2	2
N2042 	N2042-09 N2042-30	CH02-05A CH02-06A	N2042-09 N2042-30	CH02-30A CH02-31A	Drive Shaft Bracket Drive Shaft Bracket	1 1	1 1	1 1	HV-5790 ~
	N2042-17	CH02-03	N2042-49	CH02-38	Drive Sprocket	1	1	1	1
			N2042-50	184-106	Flat Washer	3	3	3	

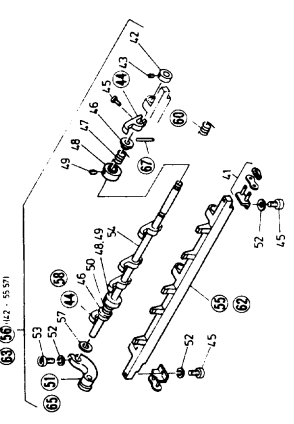
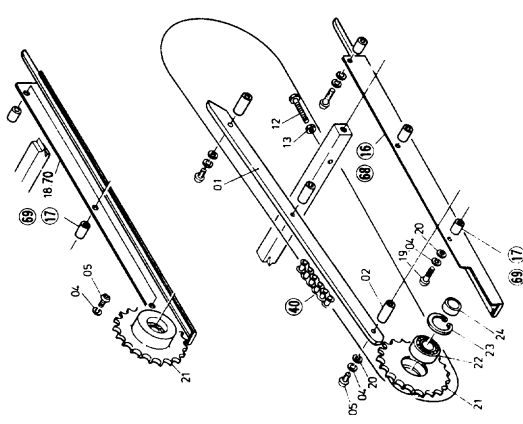
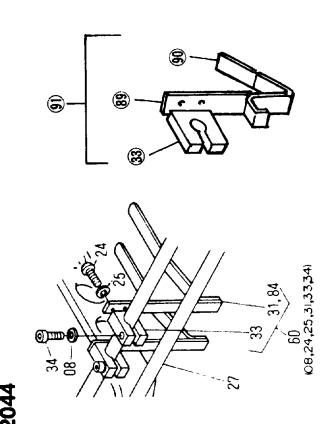
Figure Cord	OLD		NEW		Description	Units per Assy			Remarks
	INDEX NO.	Parts No.	INDEX NO.	Parts No.		CD	XL	XLA	
N2043 	N2043-44	A03-46-3	N2043-58	A17-46-02-3	Gripper Finger	15	15	15	HV-6134 ~
	N2043-45	117-412	N2043-59	A17-46-04-3	Roll Pin	15	15	15	
	N2043-51	HC02-15A	N2043-60	A17-54-03-3	Spring	3	3	3	
	N2043-55	HC02-18B	N2043-65	HC02-15B	Gripper Operating Lever	3	3	3	
	N2043-56	CH02-18A	N2043-62	CH02-37B	Gripper Bar	3	3	3	
			N2043-63	CH02-37A	Gripper Bar Assy	3	3	3	
	N2043-16	CH01-05	N2043-68	CH01-17	Chain Guide Rail (OP-S)	6	6	6	
	N2043-17	CH01-11	N2043-69	5104-01014	Spacer	1	1	1	
	N2043-18	CH01-06	N2043-70	CH01-16	Chain Guide Rail (NOP-S)	1	1	1	
			N2043-40	HC02-34A	Delivery Chain Assy (OP-S)	1	1	1	
			N2043-66	HC02-34B	Delivery Chain Assy (NOP-S)	1	1	1	
N2044 	N2044-33	HC02-60	N2044-33	A18-64-3	Stripper Bracket	2	2	2	HV-5484 ~ HV-6128 ~
	N2044-31	CH02-19	N2044-89	CH02-32	Stripper Bracket	2	2	2	
			N2044-90	CH02-33	Stripper Finger	2	2	2	
			N2044-60	CH02-19A	Paper Stripper Assy	2	2	2	

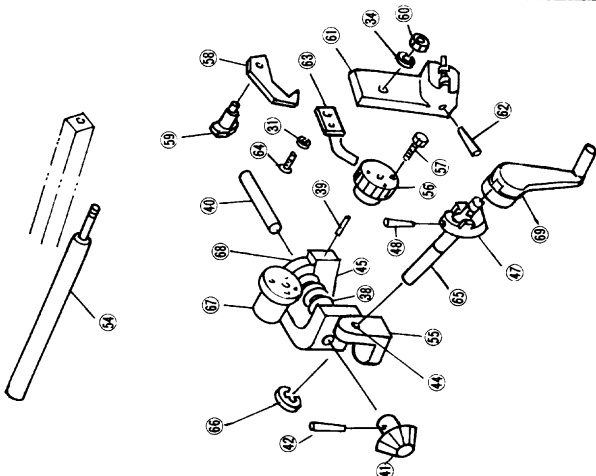
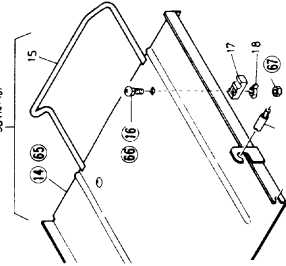
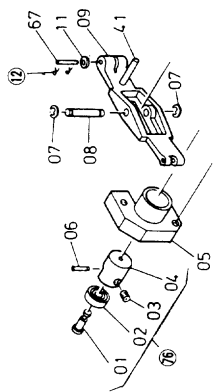
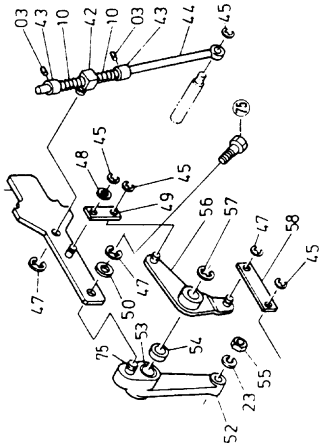
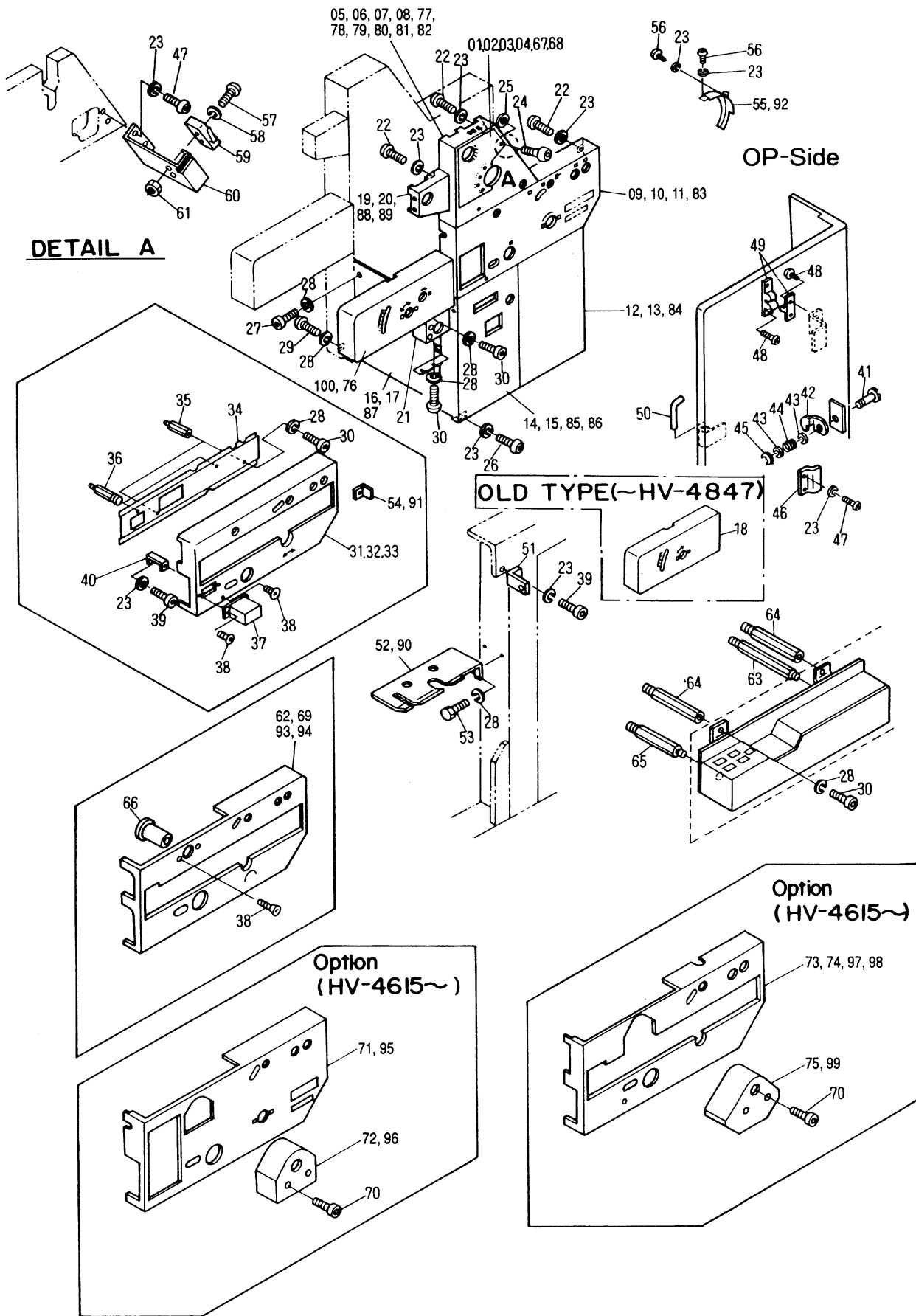
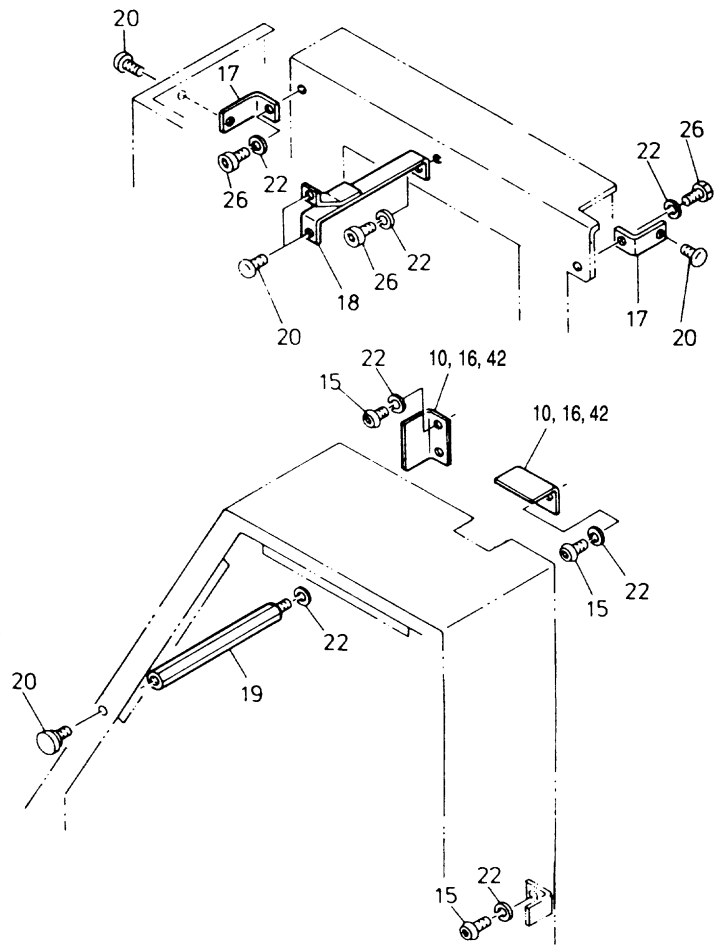
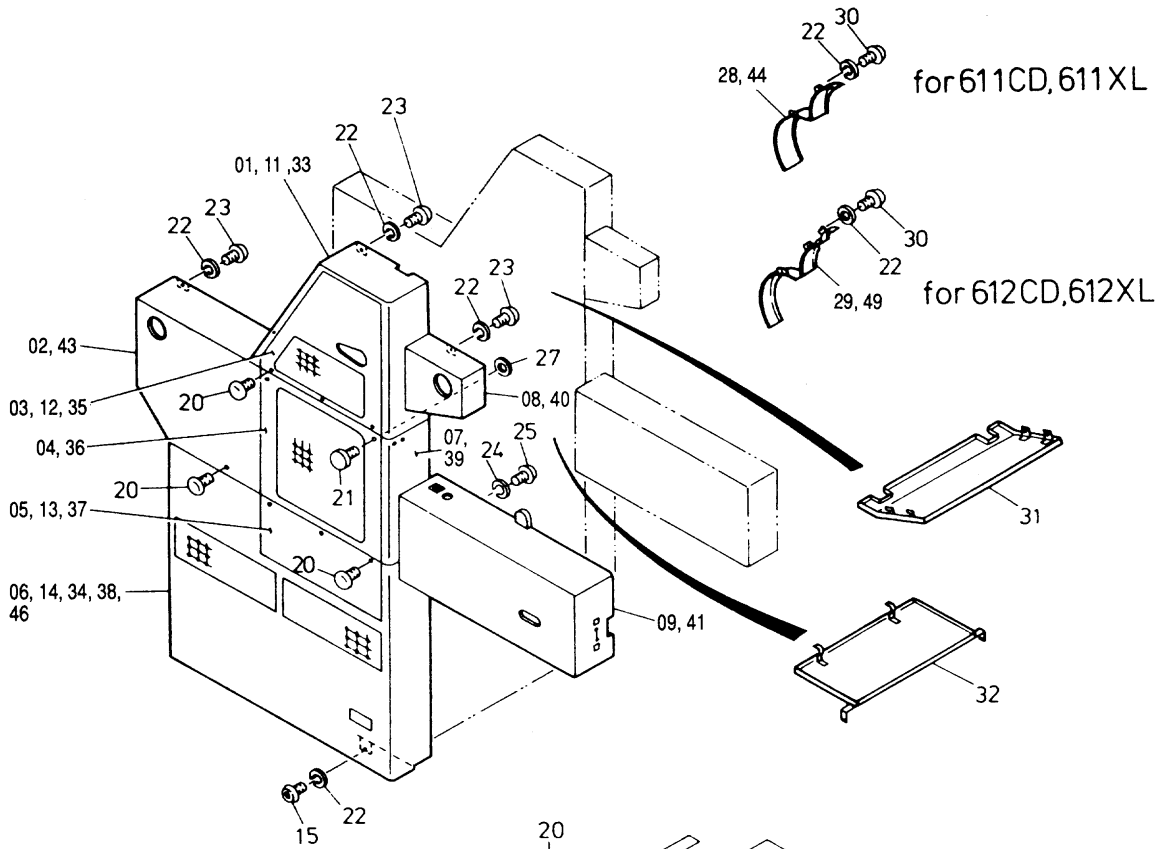
Figure Cord	OLD		NEW		Description	Units per Assy			Remarks
	INDEX NO.	Parts No.	INDEX NO.	Parts No.		CD	XL	XLA	
<p>N2045</p> 	N2045-43	A02-07-1A-3	N2045-54 N2045-55 N2045-56 N2045-57 N2045-58 N2045-59 N2045-60 N2045-61 N2045-62 N2045-63 N2045-64 N2045-65 N2045-66 N2045-67 N2045-68 N2045-69	CH02-29 EA02-01A EA02-02 122-125 EA02-03 EA02-04 170-106 EA02-05 183-210 EA02-06 125-656 EA02-07 181-410 EA02-08 A02-09-3 KC06-20A	Upper Pile Sprocket Shaft Worm Bracket Ratchet Wheel Pilot Screw Drive Pawl Shoulder Screw Nut Crank Handle Lever Roll Pin Plate Tension Spring Screw Crank Handle Shaft E-Ring Worm Gear Bushing (Included in 43,55) Crank Handle	1 1 1 1 1 1 1 2 1 1 1 2 1 1 1 1 2 2 1	1 1 1 1 1 1 1 2 1 1 1 2 1 1 1 1 2 2 1	1 1 1 1 1 1 2 1 1 1 2 1 1 1 1 2 2 1	HV-4848 ~

Figure Cord	OLD		NEW		Description	Units per Assy			Remarks
	INDEX NO.	Parts No.	INDEX NO.	Parts No.		CD	XL	XLA	
N2055 	N2055-07	CM14-49	N2055-88	CM14-54	1	1	0	HV-1E095 ~ HX-1E097 ~	
	N2055-09	CM14-48A	N2055-89	CM14-53A	1	1	0		
	N2055-15	CM14-51	N2055-90	CM14-55	1	1	0		
	N2055-19	CM14-30	N2055-91	CM14-56	2	2	0		
N2071 	N2071-26	4808-05015	N2071-57	5108-05069	0	0	2	HV-5511 ~	
			N2071-58	5108-05070	0	0	4		
			N2071-59	181-213	0	0	2		
			N2071-60	184-106.01	0	0	2		
			N2071-61	5108-05071	0	0	2		
	N2071-27	4808-05010	N2071-62	5108-05069A	0	0	2		

Figure Cord	OLD		NEW		Description	Units per Assy			Remarks
	INDEX NO.	Parts No.	INDEX NO.	Parts No.		CD	XL	XLA	
N2072 	N2072-14	4808-06014	N2072-65	4808-06059	Eject Tray	0	0	1	
	N2072-16	H12-15-3	N2072-66	6408-09021	Screw	0	0	2	
			N2072-67	I31-10-3	Lock Nut	0	0	2	
N2074 	N2074-12	183-743	N2074-12	181-403	E-Ring	0	0	6	
			N2074-76	4808-07062A	Block Assy	0	0	1	HV-5635 ~
			N2074-75	CK08-10	Eccentric Pin	0	0	1	HV-3620 ~

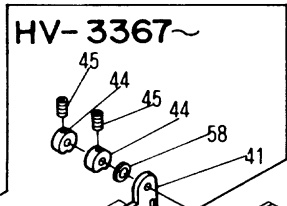
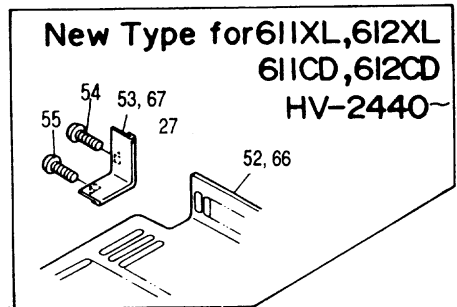
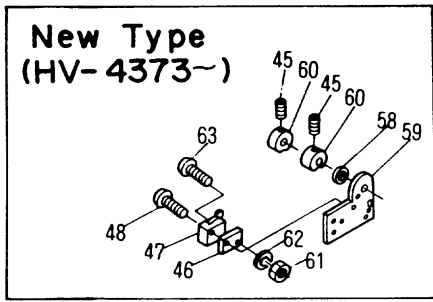




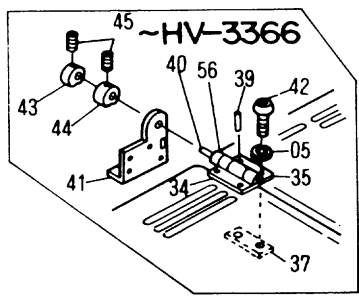
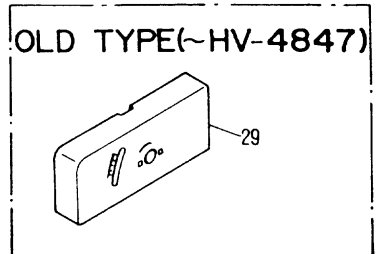
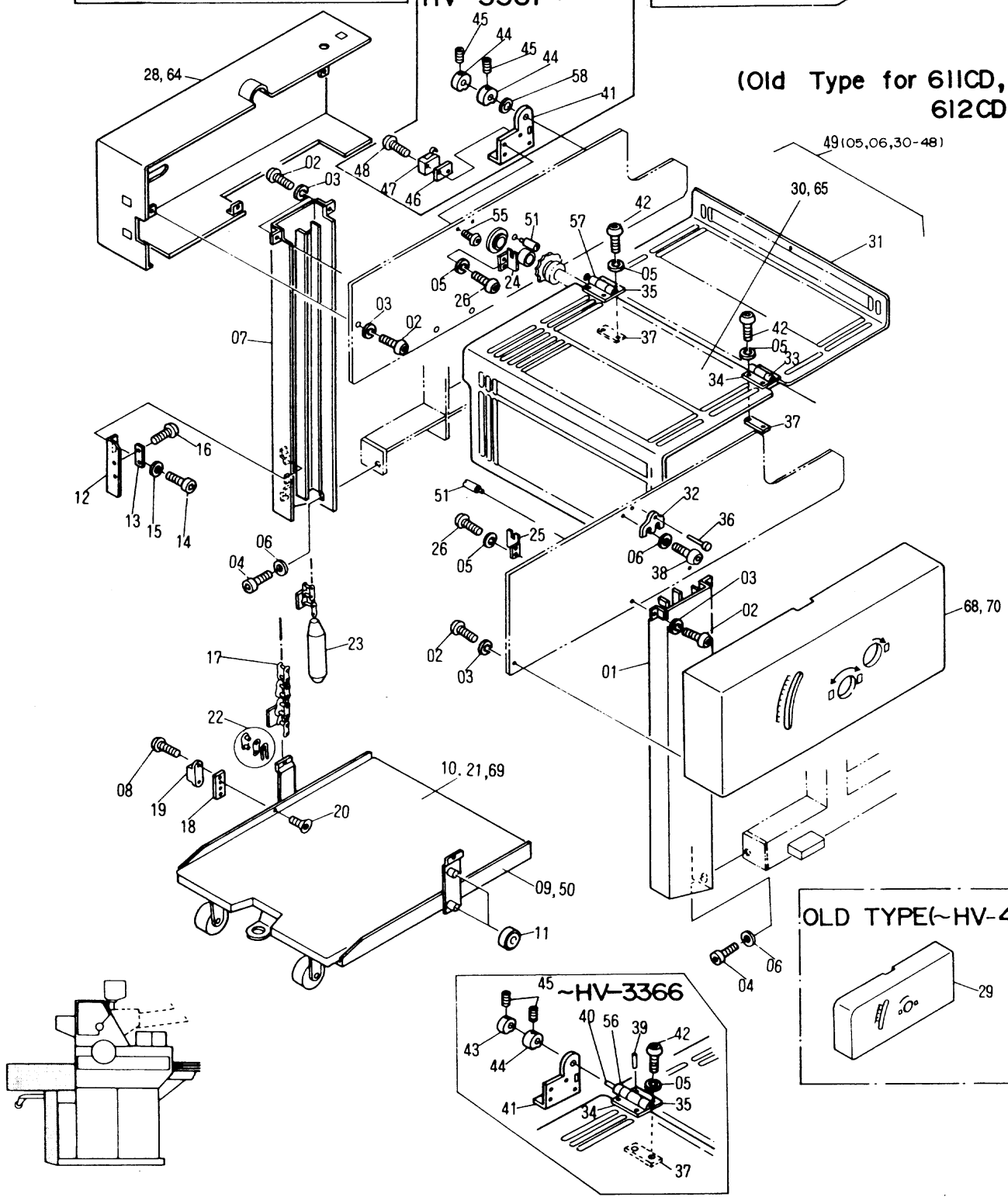
Cover

N2040

INDEX NO.	Parts No.	Description	Remarks	Units per Assy		
				CD	XL	XLA
01	CK-12-40	Cover Plate		1	0	0
02	CK12-37	Printing Head Cover Plate		1	1	1
03	CK12-50	Cover Plate		1	0	0
04	CK12-52	Cover Plate		1	1	0
05	CK12-53	Cover Plate		1	1	0
06	CK12-15	Frame Cover Plate		1	0	0
07	CK12-55	Belt Cover		1	1	1
08	CK12-13	Ink System Cover		1	1	1
09	CH10-02	Chain Delivery Cover		1	1	1
10	CK12-74	Cover Plate		2	0	0
11	CK12-41	Cover Plate		0	1	0
12	CK12-51	Cover Plate		0	1	1
13	CK12-54	Cover Plate		0	1	1
14	CK12-49	Frame Cover Plate		0	1	1
15	125-710	Screw		7	7	7
16	CK12-73	Cover Plate		0	2	2
17	CK12-22	Bracket		2	2	2
18	CK12-23	Bracket		1	1	1
19	CK12-58	Pin		1	1	1
20	CK12-29	Screw		11	11	11
21	CK12-27	Thumb Screw		2	2	2
22	180-105	Lock Washer		21	21	19
23	125-720	Screw		7	7	4
24	180-106	Lock Washer		3	3	3
25	125-760	Screw		3	3	3
26	117-510	Screw		3	3	3
27	CK12-57	Washer		2	2	2
28	CM04-04	Gear Cover		1	1	0
29	CM04-03	Gear Cover		1	1	0
30	125-708	Screw		3	3	0
31	CP07-05	Cover		1	1	1
32	CP07-06	Cov4er		1	1	1
33	4805-02040	Cover Plate	} HV-7143 ~	1	0	0
34	4805-02036	Frame Cover Plate		0	1	0
35	4805-02031	Cover Plate		1	0	0
36	4805-02032	Cover Plate		1	1	0
37	4805-02034	Cover Plate		1	0	0
38	4805-02035	Frame Cover Plate		1	0	0
39	4805-02041	Belt Cover		1	1	1
40	4805-02030	Ink System Cover		1	1	1
41	4805-02037	Chain Delivery Cover		0	1	0
42	4805-02038	Cover Plate		1	1	1
43	4805-02033	Printing Head Cover Plate		1	1	1
44	4805-02047	Gear Cover		0	1	1
45	4805-02046	Gear Cover		1	1	0
46	6408-12031	Cover		0	0	1



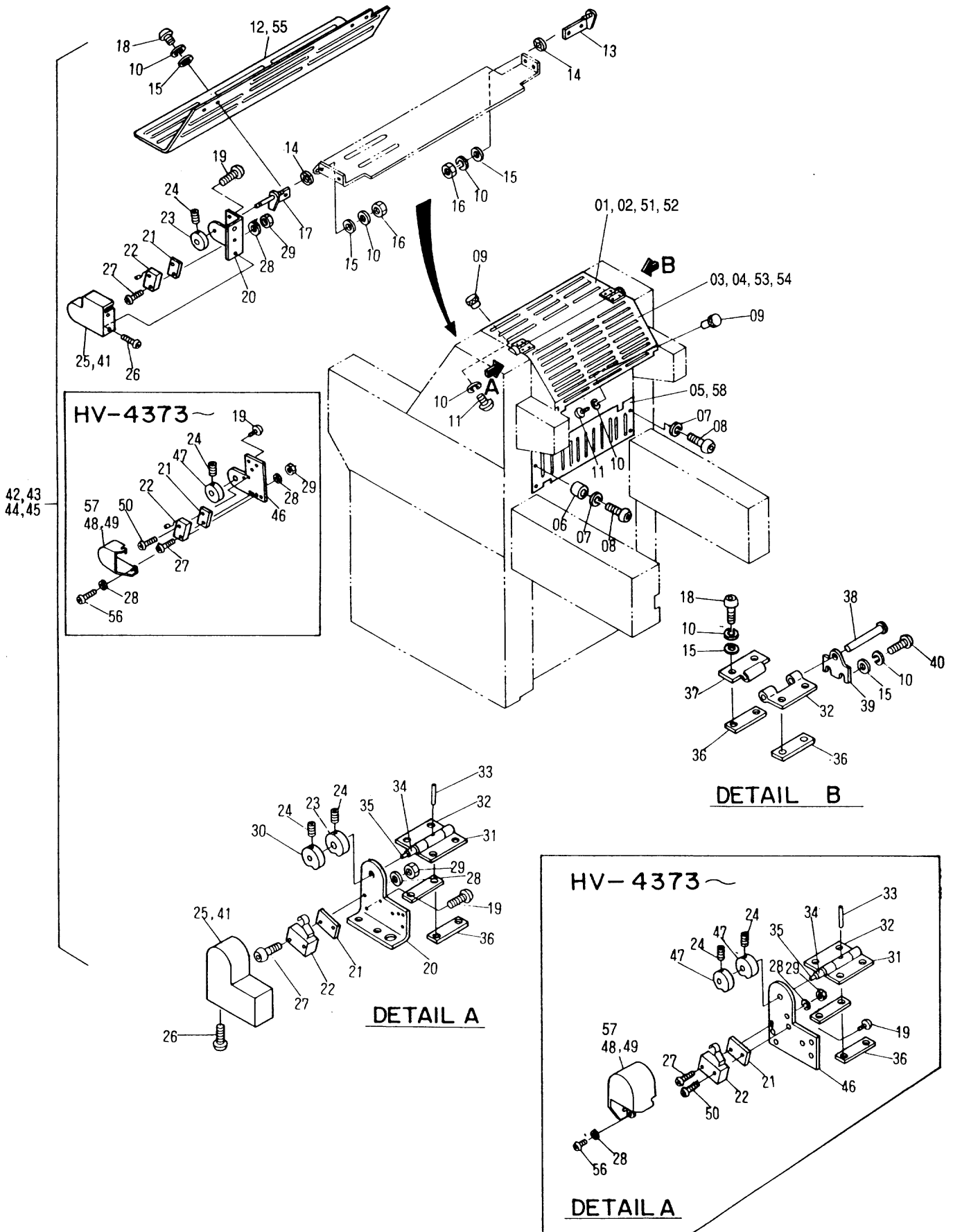
**(Old Type for 611CD,
612CD)**



**Chain Delivery Section
Delivery Cover and Delivery Tray**

N2047

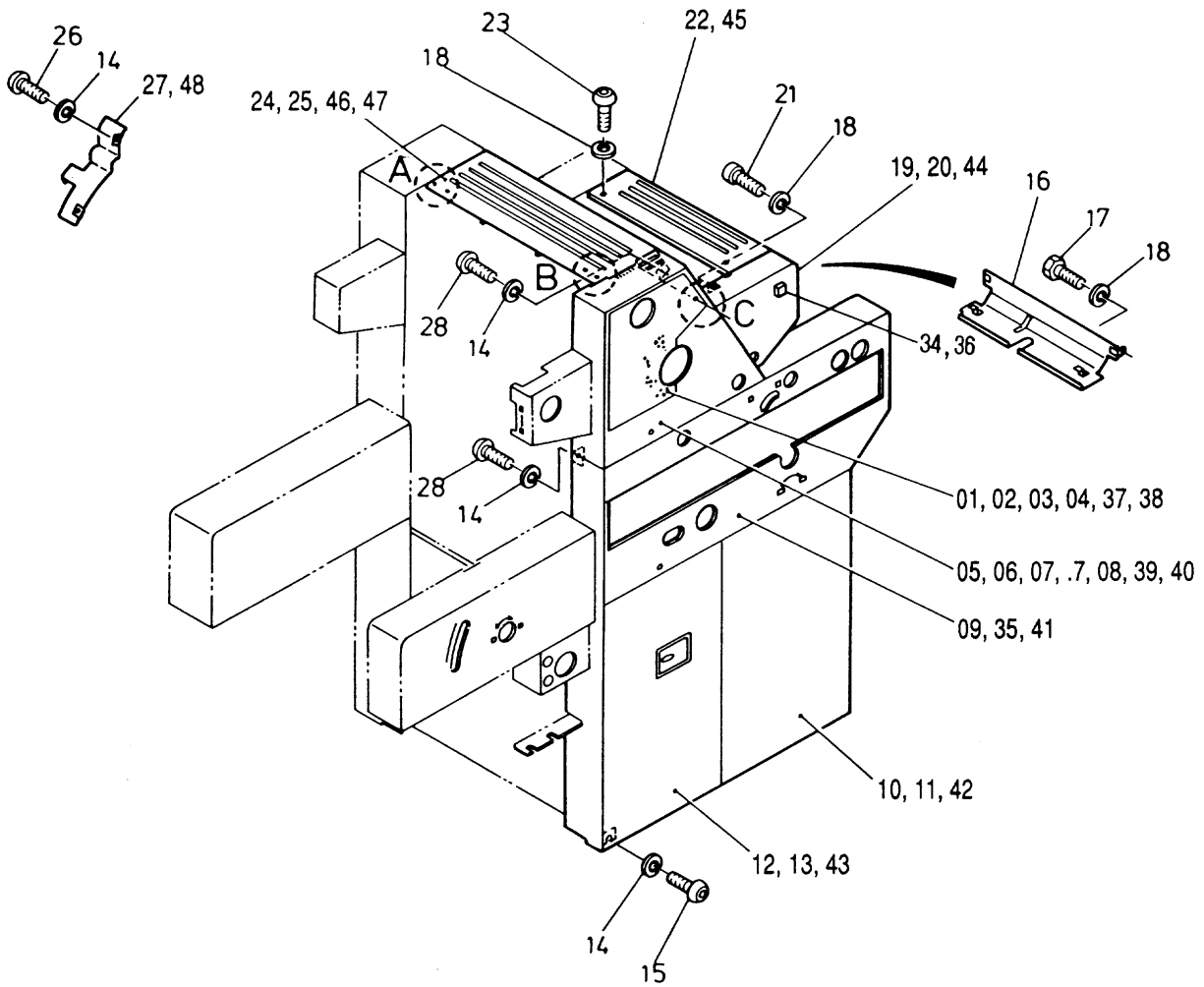
INDEX NO.	Parts No.	Description	Remarks	Units per Assy		
				CD	XL	XLA
01	CH05-01	Chain Delivery Cover Panel	OP-S	1	1	1
02	125-760	Screw		10	10	10
03	180-106	Lock Washer		6	6	6
04	117-510	Screw		6	6	6
05	180-105	Lock Washer		18	18	18
06	184-105	Flat Washer		6	4	6
07	CH05-02A	Chain Delivery Cover Panel	NOP-S	1	1	1
08	125-608	Screw		2	2	2
09	CH05-13A	Delivery Table	~ HV-2102	1	1	0
10	CH05-10A	Delivery Tray	~ HV-2120	1	1	0
11	H12-13-3	Delivery Table Guide Roller		4	4	4
12	HC05-14	Senser Bracket		1	1	1
13	E10-12-3	Senser		1	1	1
14	117-408	Screw		2	2	2
15	184-104	Flat Washer		8	8	8
16	125-612	Screw		2	2	2
17	CH05-05A	Chain		2	2	2
18	CH05-12	Magnet Bracket		1	1	1
19	E10-14-3	Magnet		1	1	1
20	122-306	Screw		2	2	2
21	CH05-14A	Delivery Tray	HV-2121 ~	1	1	1
22	280-005.2	Chain Connecting Link	Included in 17	2	2	2
23	H09-29-1A-3	Chain Weight		2	2	2
24	HC05-12	Chain Guard	NOP-S	1	1	1
25	HC05-13	Chain Guard	OP-S	1	1	1
26	125-706	Screw		4	4	4
27	CP09-269	Cover	HX-2B401 ~	0	1	1
28	CH10-02	Chain Delivery Cover	NOP-S	1	1	1
29	CH10-01	Chain Delivery Cover	~HV-4847	1	1	1
30	CH10-04	Delivery Shield, Hinged Panel		1	1	1
31	CH10-03	Delivery Shield, Hinged Panel		1	1	0
32	CK13-21	Hinge Bracket	OP-S	2	1	1
33	G09-08-3	Hinge		1	1	1
34	C09-07-3	Hinge		2	2	1
35	CK13-10	Hinge		1	1	0
36	G09-09-3	Hinge Pin		1	1	1
37	CK13-06	Nut		4	4	4
38	125-712	Screw		4	2	2
39	183-148	Roll Pin	Included in 35	1	1	0
40	CK13-07	Hinge Pin		1	1	0
41	CK13-13	Hinge Bracket	NOP-S	1	1	1
42	125-708	Screw		8	8	8
43	CK13-12	Microswitch Operating Cam		1	1	0
44	CK13-11	Microswitch Operating Cam		1	1	
45	145-408	Set Screw		2	2	2
46	CK13-15	Safety Switch Base		1	1	1
47	E10-29-3	Microswitch		1	1	1
48	125-620	Screw		2	2	2
49	CH10-03A	Delivery Shield, Hinge Cover Assy	(05,06,30 ~48)	1	1	0
50	CH05-15A	Delivery Table	HV-2121 ~	1	1	1
51	H09-25-3	Chain Stop		2	2	2
52	CH10-05	Delivery Shield Hinged Panel		1	1	1
53	CH10-06	Cover		1	1	1
54	125-720	Screw		1	1	1
55	125-710	Screw		3	3	3
56	CK13-08	Hinge Pin		1	1	0
57	CK13-25B	Hinge Assy	HV-3367 ~	1	1	1
58	184-106	Flat Washer		1	1	1
59	CK13-27	Hinge Bracket		1	1	1
60	CK13-26	Micro Switch Operating Cam		1	1	1
61	170-103	Nut	HV-4373	1	1	1
62	180-103	Lock Washer		1	1	1
63	125-618	Screw		1	1	1
64	4805-02037	Chain Delivery Cover	NOP-S	1	1	1
65	4805-02022	Delivery Shield, Hinged Panel	HV-7143 ~	1	1	1
66	4805-02021	Delivery Shield, Hinged Panel		1	1	1
67	4805-02042	Cover		1	0	0
68	CH10-08	Chain Delivery Cover	HV-4848 ~	1	1	1
69	CH20-01A	Delivery Tray	HV-4776 ~	1	1	1
70	4805-02018	Chain Delivery Cover	HV-7143 ~	1	1	1



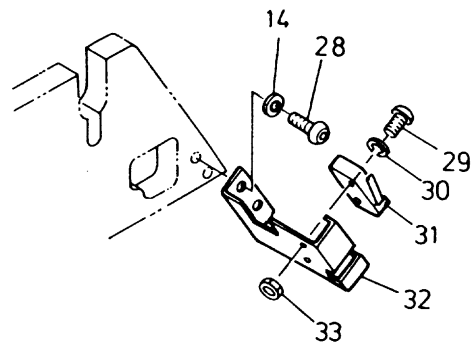
Upper-Side Cover (Option)

N2060

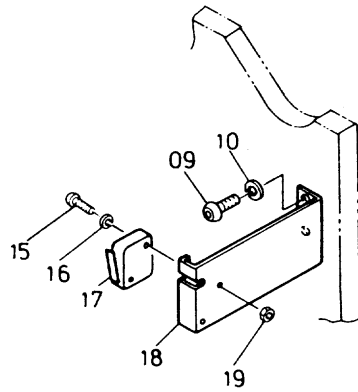
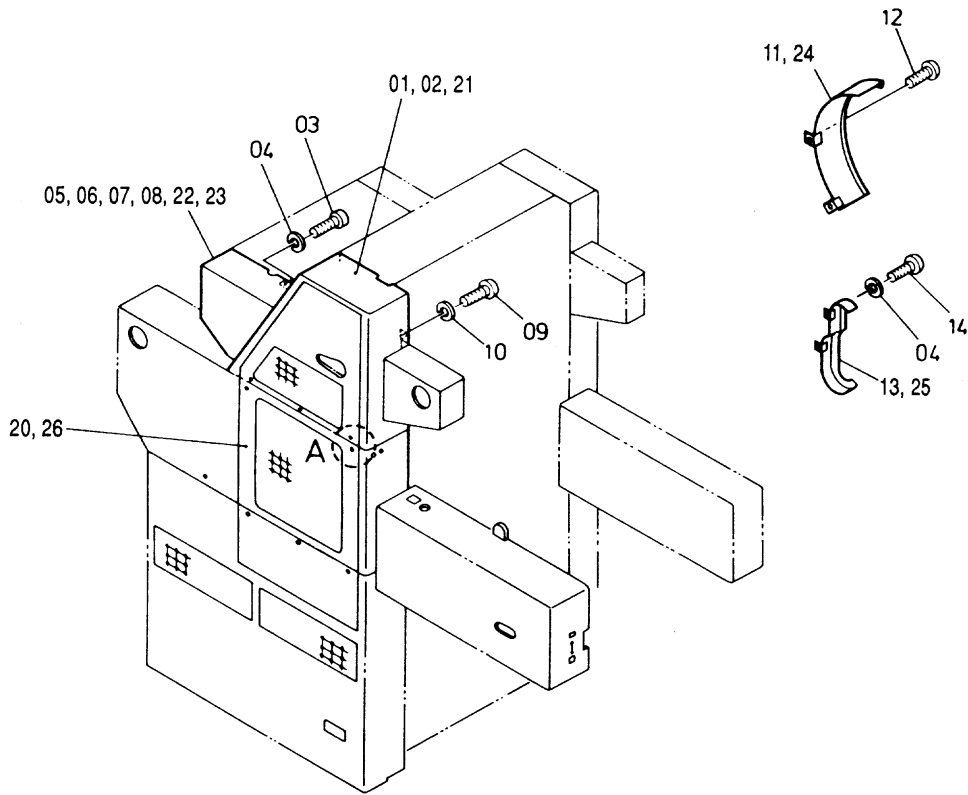
INDEX NO.	Parts No.	Description	Remarks	Units per Assy			
				CD	XL	XLA	
01	CK13-01	Dampening Roller Guard	For 611CD, 611XL	1	1	0	
02	CK13-02	Dampening Roller Guard	For 612CD, 612XL	1	1	0	
03	CK13-03	Ink Roller Guard	For 611CD, XL, XLA	1	1	1	
04	CK13-04	Ink Roller Guard	For 612CD, XL, XLA	1	1	1	
05	CK12-35	Fixed Guard Panel		1	1	1	
06	CK12-36	Spacer		3	3	3	
07	184-104	Flat Washer		4	4	4	
08	125-660	Screw		4	4	4	
09	129-32-3	Knob		2	2	2	
10	180-105	Lock Washer		18	18	12	
11	125-710	Screw		2	2	2	
12	CK13-05	Cylinder Guard		1	1	0	
13	CK13-18A	Hinge	OP-S	1	1	0	
14	180-176	Wave Washer		2	2	0	
15	184-105	Flat Washer		16	16	10	
16	170-105	Nut		2	2	0	
17	CK13-17A	Hinge	NOP-S	1	1	0	
18	125-708	Screw		12	12	8	
19	125-718	Screw		2	2	0	
20	CK13-13	Hinge Bracket		2	2	0	
21	CK13-15	Safety Switch Base		2	2	1	
22	E10-29-3	Safety Switch		2	2	1	
23	CK13-11	Microswitch Operating Cam		2	2	1	
24	145-408	Set Screw		3	3	2	
25	CK13-14	Cover		0	2	1	
26	125-705	Screw		4	4	2	
27	125-620	Screw		2	2	0	
28	180-103	Lock Washer		2	2	0	
29	170-103	Nut		2	2	0	
30	CK13-12	Microswitch Operating Cam		1	1	1	
31	CK13-10	Hinge		1	1	1	
32	G09-07-3	Hinge		2	2	2	
33	183-148	Roll Pin		1	1	1	
34	CK13-08	Pin		1	1	1	
35	CK13-07	Pin		1	1	1	
36	CK13-06	Nut		4	4	4	
37	G09-08-3	Hinge		1	1	1	
38	G09-09-3	Hinge Pin		1	1	1	
39	CK13-21	Hinge Bracket		1	1	1	
40	125-712	Screw		2	2	2	
41	CH10-07	Cover		2	0	0	
42	CK13-01B	Safety Cover Assy	HV-7143 ~	For 611CD	1	0	0
43	CK13-01C	Safety Cover Assy		For 611XL	0	1	0
44	CK13-02B	Safety Cover Assy		For 612CD	0	1	0
45	CK13-20C	Safety Cover Assy		For 612XL	0	1	0
46	CK13-27	Hinge Bracket		2	2	0	
47	CK13-26	Micro Switch Operating Cam	HV-4373 ~		2	2	1
48	CK13-28	Cover		For 611/612XL, XLA	0	2	1
49	CK13-29	Cover		For 611/612CD	2	0	0
50	125-618	Screw		2	2	0	
51	4805-02026	Dampening Roller Guard	HV-7143 ~	For 611CD, 611XL	1	1	0
52	4805-02027	Dampening Roller Guard		For 612CD, 612XL	1	1	0
53	4805-02024	Ink Roller Guard		For 611CD, XL, XLA	1	1	1
54	4805-02025	Fixed Guard Panel		For 612CD, XL, XLA	1	1	1
55	4805-02028	Cylinder Guard			1	1	1
56	125-605	Screw			4	4	2
57	4805-02039	Cover			2	2	0
58	4805-02020	Fixed Guard Panel			1	1	1



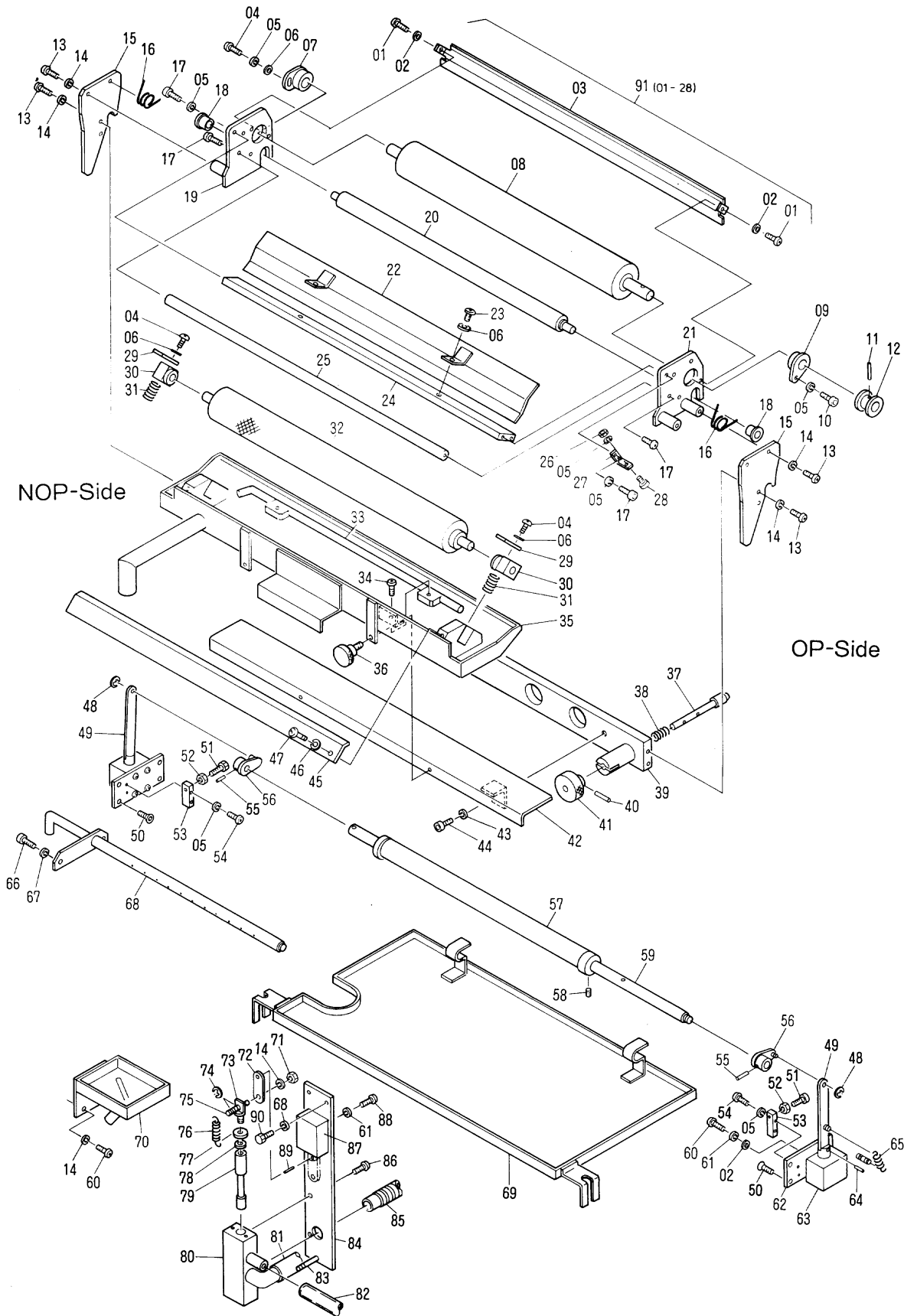
DETAIL A,B See Figure N2060



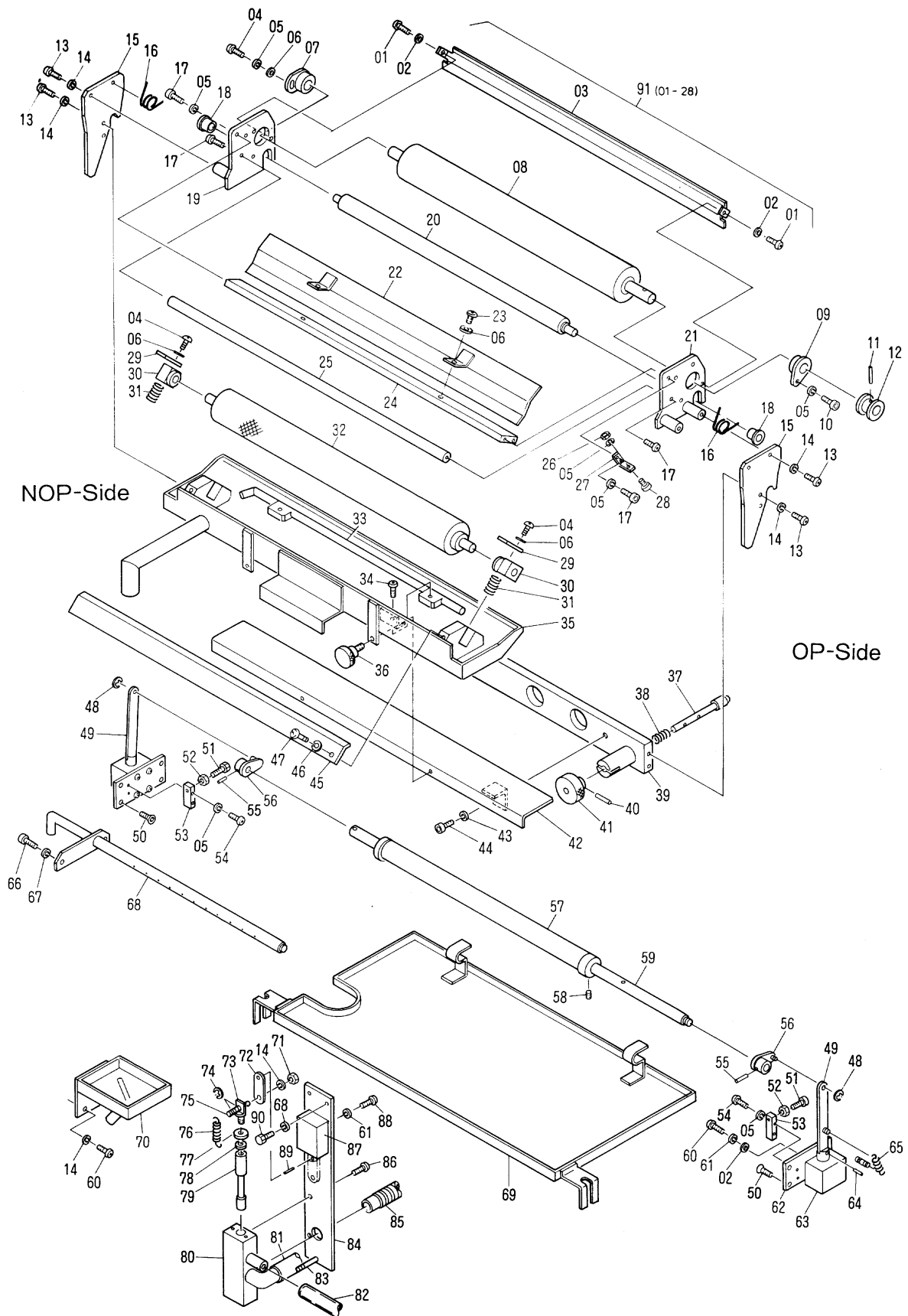
DETAIL C

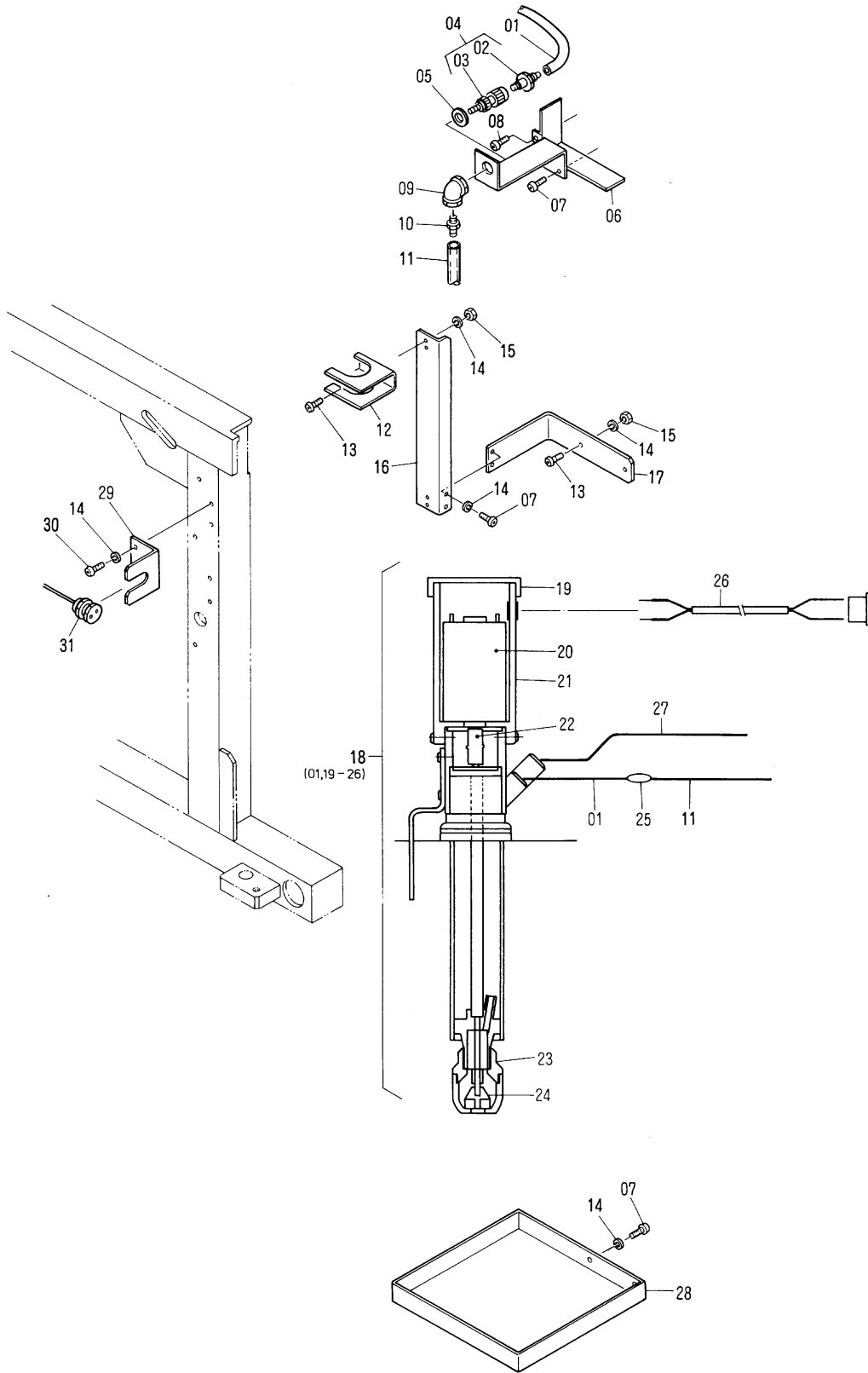



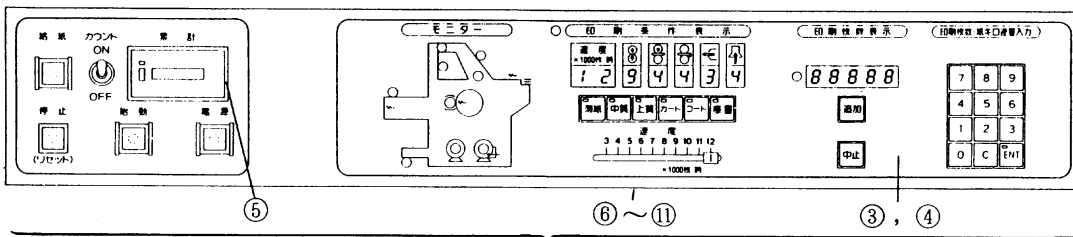
DETAIL A




INDEX NO.	Parts No.	Description	Remarks	Units per Assy		
				CD	XL	XLA
01	125-606	Screw		0	2	2
02	184-103	Flat Washer		0	10	10
03	CP09-276	Cover		0	1	1
04	125-660	Screw		0	3	3
05	180-104	Lock Washer		0	11	11
06	184-104	Flat Washer		0	4	4
07	5103-09014	Bushing	NOP-S	0	1	1
08	5103-09005	Blanket Cleaning Boller		0	1	1
09	5103-09020	Bushing	OP-S	0	1	1
10	125-658	Screw		0	2	2
11	183-183	Boil Pin		0	1	1
12	5103-09017	Cam		0	1	1
13	125-712	Screw		0	4	4
14	180-105	Lock Washer		0	5	5
15	CP09-251	Frame		0	2	2
16	CP263	Spring		0	2	2
17	117-415	Screw		0	4	4
18	5103-09157	Bushing		0	2	2
19	CP09-253A	Frame	NOP-S	0	1	1
20	5103-09156	Squeeze Roller		0	1	1
21	CP09-252A	Frame	OP-S	0	1	1
22	CP09-275	Cover		0	1	1
23	125-656	Screw		0	2	2
24	CP09-262	Stay		0	1	1
25	CP09-261	Stay		0	1	1
26	170-104	Nut		0	1	1
27	5103-09019	Bracket		0	1	1
28	5203-09006	Cam Follower		0	1	1
29	CP09-279	Retainer		0	2	2
30	5203-09020	Bushing		0	2	2
31	5203-09024	Spring		0	2	2
32	CP09-278	Meshed Roller		0	1	1
33	CP09-270	Nozzule		0	1	1
34	125-180.01	Screw		0	2	2
35	CP09-260	Tray		0	1	1
36	G09-16-1	Knob		0	2	2
37	CP09-256	Pin		0	2	2
38	CP09-257	Spring		0	2	2
39	CP09-258	Stay		0	1	1
40	183-141	Roll Pin		0	2	2
41	H06-35-3	Knob		0	2	2
42	CP09-259	Table		0	1	1
43	180-106	Lock Washer		0	2	2
44	117-362	Screw		0	2	2
45	CP09-277	Cover		0	1	1
46	180-104.01	Lock Washer		0	2	2
47	125-110.01	Screw		0	2	2
48	181-404	E ~ Ring		0	2	2
49	CP09-30A	Link		0	2	2
50	122-119	Screw		0	8	8
51	CP09-274	Spring plager		0	2	2
52	170-106	Nut		0	2	2
53	CP09-272	Bracket		0	2	2
54	125-670	Screw		0	4	4
55	183-184	Roll Pin		0	2	2
56	CP09-29A	Lever		0	2	2
57	CP09-285A	Cam		0	1	1
58	145-356	Set Screw		0	1	1
59	CP09-10	Shaft		0	1	1
60	125-608	Screw		0	8	8
61	180-103	Lock Washer		0	8	8
62	CP09-61	Bracket		0	2	2
63	E09-25-3	Solenoid		0	2	2
64	183-181	Roll Pin		0	2	2
65	CP09-31	Spring		0	2	2
66	117-365	Screw		0	1	1
67	180-106	Lock Washer		0	1	1
68	CP09-40	Air Nozzle		0	1	1
69	CP09-280	Drip Pin		0	1	1
70	CP09-284	Drain Cup		0	1	1








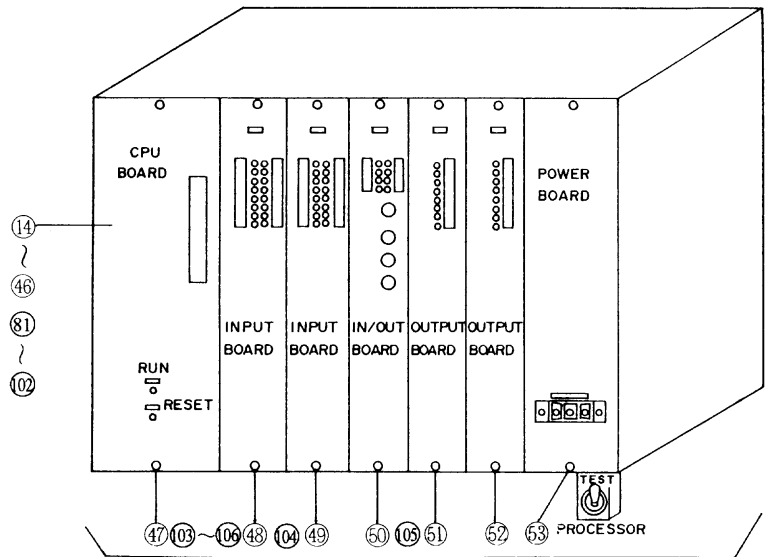
⑬



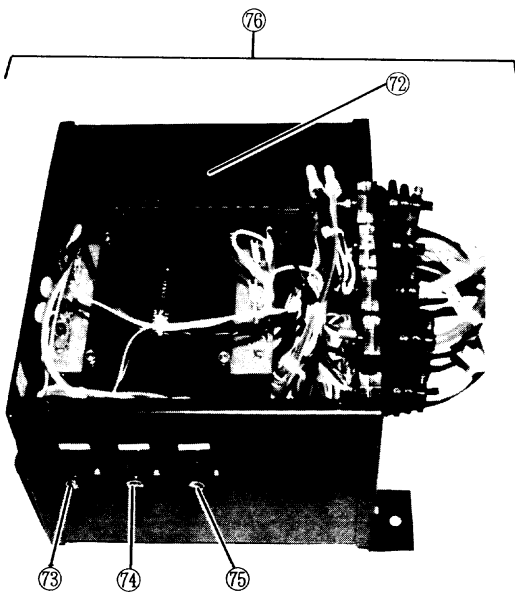
⑫ ⑧⑩



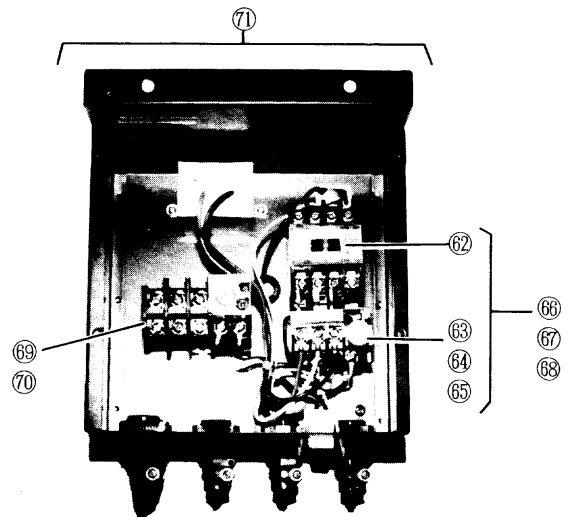
⑮⑧ ⑮⑨ ⑮⑩ ⑮⑪ ⑮⑫



㉔ ~ ㉖ ㉗ ㉘ ㉙


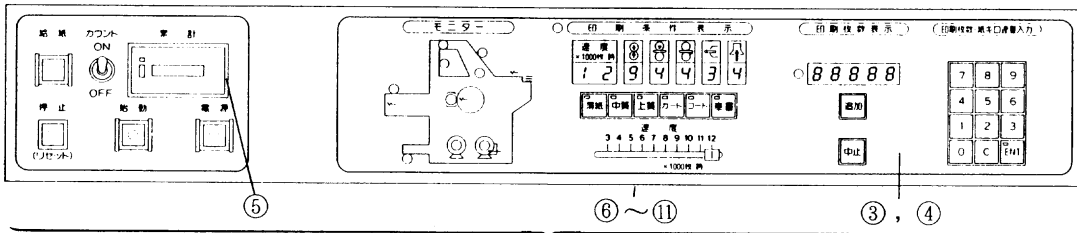


㉚ ㉛ ㉜ ㉝



㉞ ㉟ ㊱ ㊲ ㊳ ㊴ ㊵ ㊶ ㊷ ㊸ ㊹ ㊺ ㊻ ㊼ ㊽ ㊾ ㊿


INDEX NO.	Parts No.	Description	Remarks	Units per Assy		
				CD	XL	XLA
01	E51-49-1A-3	Digital Control Box (XL) ~ HV-6624, (XLA) ~ HV-6517		0	1	1
02						
03	E51-48-01-3	Operation-Printed Cover Sheet	For JAPAN	0	1	1
04	E51-49-01-3	Operation-Printed Cover Sheet	For Overseas	0	1	1
05	E09-44-3	Magnet Counter		0	1	1
06	CK17-11	Name Plate	For 611XL	0	1	0
07	CK17-42	Name Plate	For 612XL	0	1	0
08	4807-19019	Name Plate	For 661XL	0	1	0
09	4807-12029	Name Plate	For 662XL	0	1	0
10	4808-12046	Name Plate	For 611XLA	0	0	1
11	4808-12047	Name Plate	For 612XLA	0	0	1
12	E18-69-3	Switch Board of Operation Panel (XL) ~ HV-6624, (XLA) ~ HV-6517		0	1	1
13	E18-70-3	Amplifier Board (XL) ~ HV-6624, (XLA) ~ HV-6517		0	1	1
14	E18-65-01-3	Sequencer P-ROM ~ HV-6517	612XLA For JAPAN	0	0	1
15	E18-65-02-3	Sequencer P-ROM ~ HV-6517	612XLA For FRANCE	0	0	1
16	E18-65-03-3	Sequencer P-ROM ~ HV-6517	612XLA For U.S.A	0	0	1
17	E18-65-04-3	Sequencer P-ROM ~ HV-6517	612XLA For SWD	0	0	1
18	E18-65-05-3	Sequencer P-ROM ~ HV-6517	612XLA For TAIWAN	0	0	1
19	E18-65-06-3	Sequencer P-ROM ~ HV-6517	612XLA For H.K.	0	0	1
20	E18-65-07-3	Sequencer P-ROM ~ HV-6517	612XLA For SAF	0	0	1
21	E18-65-08-3	Sequencer P-ROM ~ HV-6517	612XLA For ASL	0	0	1
22	E18-65-09-3	Sequencer P-ROM ~ HV-6517	612XLA For SGP	0	0	1
23	E18-65-10-3	Sequencer P-ROM ~ HV-6517	612XLA For U.K.	0	0	1
24	E18-65-11-3	Sequencer P-ROM ~ HV-6517	612XLA For KOR	0	0	1
25	E18-67-01-3	Sequencer P-ROM ~ HV-6517	611XLA For JAPAN	0	0	1
26	E18-67-02-3	Sequencer P-ROM ~ HV-6517	611XLA For FRANCE	0	0	1
27	E18-67-03-3	Sequencer P-ROM ~ HV-6517	611XLA For U.S.A	0	0	1
28	E18-67-04-3	Sequencer P-ROM ~ HV-6517	611XLA For SWD	0	0	1
29	E18-67-05-3	Sequencer P-ROM ~ HV-6517	611XLA For TAIWAN	0	0	1
30	E18-67-06-3	Sequencer P-ROM ~ HV-6517	611XLA For H.K.	0	0	1
31	E18-67-07-3	Sequencer P-ROM ~ HV-6517	611XLA For SAF	0	0	1
32	E18-67-08-3	Sequencer P-ROM ~ HV-6517	611XLA For ASL	0	0	1
33	E18-67-09-3	Sequencer P-ROM ~ HV-6517	611XLA For SGP	0	0	1
34	E18-67-10-3	Sequencer P-ROM ~ HV-6517	611XLA For U.K.	0	0	1
35	E18-67-11-3	Sequencer P-ROM ~ HV-6517	611XLA For KOR	0	0	1
36	E18-68-01-3	Sequencer P-ROM ~ HV-6624	611/612XL For JAPAN	0	1	0
37	E18-68-02-3	Sequencer P-ROM ~ HV-6624	611/612XL For FRANCE	0	1	0
38	E18-68-03-3	Sequencer P-ROM ~ HV-6624	611/612XL For U.S.A	0	1	0
39	E18-68-04-3	Sequencer P-ROM ~ HV-6624	611/612XL For SWD	0	1	0
40	E18-68-05-3	Sequencer P-ROM ~ HV-6624	611/612X: For TAIWAN	0	1	0
41	E18-68-06-3	Sequencer P-ROM ~ HV-6624	611/612 For H.K.	0	1	0
42	E18-68-07-3	Sequencer P-ROM ~ HV-6624	611/612XL For SAF	0	1	0
43	E18-68-08-3	Sequencer P-ROM ~ HV-6624	611/612XL For ASL	0	1	0
44	E18-68-09-3	Sequencer P-ROM ~ HV-6624	611/612XL For SGP	0	1	0
45	E18-68-10-3	Sequencer P-ROM ~ HV-6624	611/612XL For U.K.	0	1	0
46	E18-68-11-3	Sequencer P-ROM ~ HV-6624	611/612XL For KOR	0	1	0
47	E18-41-3	CPU Board (XL) ~ HV-6624, (XLA) ~ HV-6517		0	1	1
48	E18-24-3	Input Board (XL) ~ HV-6624, (XLA) ~ HV-6517		0	1	1
49	E18-43-3	Input Board (Only 611/612XLA)	~ HV-6517	0	0	1
50	E18-42-3	Input & Output Board (XL) ~ HV-6624, (XLA)-HV-6517		0	1	1
51	E18-26-3	Output Board		0	1	1
52	E18-44-3	Output Board (Only 611/612XLA)	~ HV-6517	0	0	1
53	E18-29-3	Power Supply Board		0	1	1
54	E50-55-1D-3	Sequencer Box ~ HV-6517	611/612XLA For JAPAN	0	0	1
55	E50-55-1E-3	Sequencer Box ~ HV-6517	611/612XLA For CANADA/USA	0	0	1
56	E50-55-1F-3	Sequencer Box ~ HV-6517	611/612XLA FOR Overseas	0	0	1
57	E50-99-1A-3	Sequencer Box	611/612XL	0	1	0
58	E50-62-1A-3	Inverter Unit (DV-502-SARI)	For A.C. 100V	0	1	1
59	E50-75-1A-3	Inverter Unit (DV-505)	For A.C. 200/220V	0	1	1
60	E50-71-1A-3	Inverter Unit (DV-502-SAR2)	For A.C. 240V	0	1	1
61	E50-73-1A-3	Inverter Unit (DV-503, HV-3823 ~ HV-4170)	For A.C. 200/220V	0	1	1
62	E03-26-3	Magnet Switch	S-K10 Coil A.C. 100V	0	1	1
63	E04-48-3	Pump Thermal Relay	TH-K12 1.7A 3Ø 200V	0	1	1
64	E04-49-3	Pump Thermal Relay	TH-K12 3.3A 3Ø 200V	0	1	1
65	E04-50-3	Pump Thermal Relay	TH-K12 6.5A 3Ø 100V	0	1	1
66	E03-26-01-3	Magnet Switch Assy Pump	3Ø 200V	0	1	1
67	E03-26-02-3	Magnet Switch Assy Pump	1Ø 220V	0	1	1
68	E03-26-03-3	Magnet Switch Assy Pump	1Ø 100V	0	1	1
69	E04-45-3	Main Thermal Relay	3Ø 200V	0	1	1
70	E04-47-3	Main Thermal Relay	3Ø 100V	0	1	1



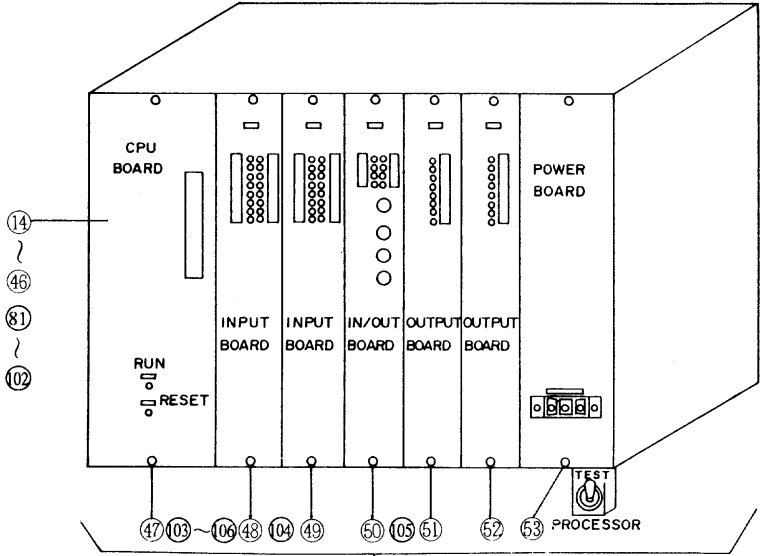
⑬



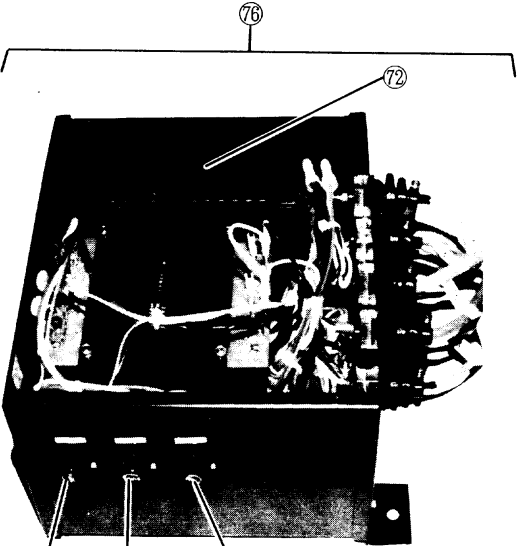
⑫ ⑧⑩



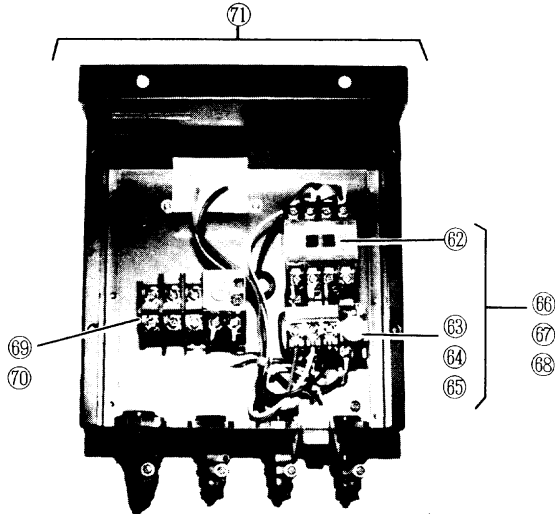
⑤⑧ ⑤⑨ ⑥⑩ ⑥① ⑩



⑤④ ~ ⑤⑥ ⑤⑦ ⑩⑨



⑦③ ⑦④ ⑦⑤

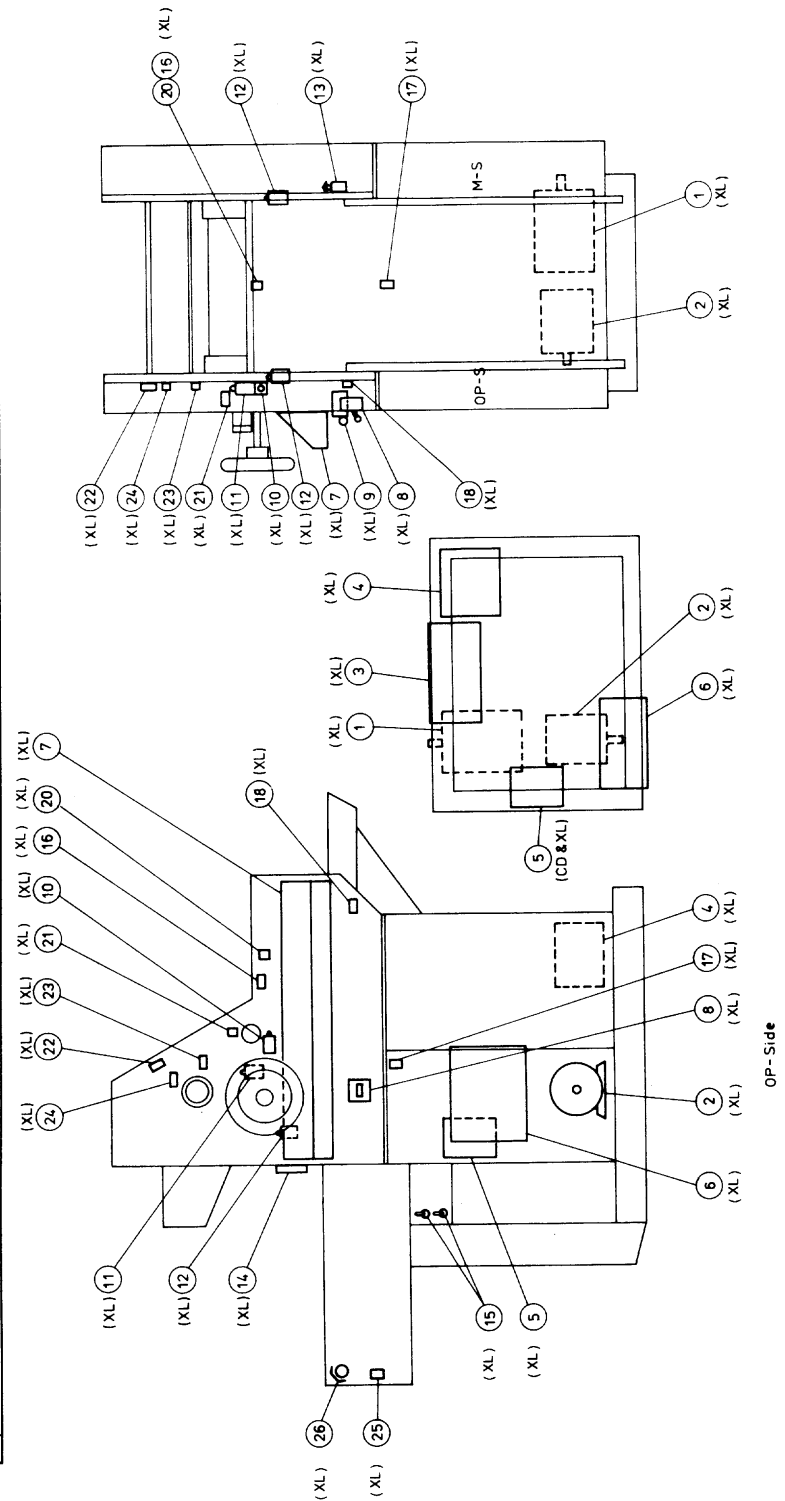


⑥⑥ ⑥⑦ ⑥⑧

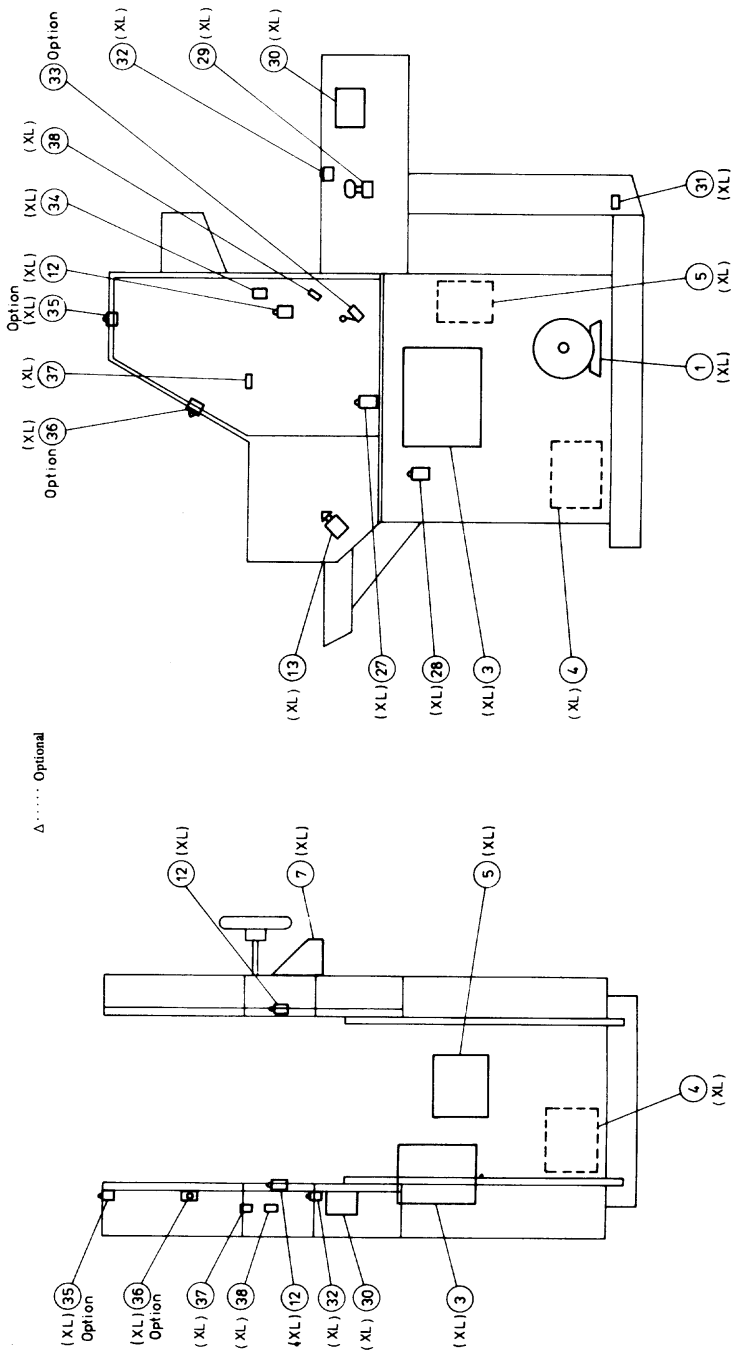
INDEX NO.	Parts No.	Description	Remarks	Units per Assy			
				CD	XL	XLA	
71	E50-59-1B-3	Motor Switch Box		0	1	1	
72	E19-11-3	Switching Regulator		0	1	1	
73	E05-14-3	Glass Tubing Fuse	F1 1A	0	1	1	
74	E05-12-3	Glass Tubing Fuse	F2 3A	0	1	1	
75	E05-13-3	Glass Tubing Fuse	F3 2A	0	1	1	
76	E53-53-1E-3	Power Supply Box	(72 ~ 75)	0	1	1	
77	E26-60-3	Amplifier	(XL) ~ HV-4623 ~ 6624, (XLA) ~ HV-4623 ~ 6517	1	2	2	
78	E51-66-1B-3	Digital Control Box	For JAPAN (XL)HV-6625 ~, (XLA)HV-6518 ~	0	1	1	
79	E51-66-2B-3	Digital Control Box	For Overseas (XL)HV-6625 ~, (XLA)HV-6518 ~	0	1	1	
80	E18-69-01-3	Sequencer P-ROM	HV-6518 ~ (XL)HV-6625 ~, (XLA)HV-6518 ~	0	0	1	
81	E18-94-01-3	Sequencer P-ROM	HV-6518 ~ 612XLA For JAPAN	0	0	1	
82	E18-94-02-3	Sequencer P-ROM	HV-6518 ~ 612XLA For FRANCE	0	0	1	
83	E18-94-03-3	Sequencer P-ROM	HV-6518 ~ 612XLA For U.S.A	0	0	1	
84	E18-94-04-3	Sequencer P-ROM	HV-6518 ~ 612XLA For SWD	0	0	1	
85	E18-94-05-3	Sequencer P-ROM	HV-6518 ~ 612XLA For TAIWAN	0	0	1	
86	E18-94-06-3	Sequencer P-ROM	HV-6518 ~ 612XLA For H.K	0	0	1	
87	E18-94-07-3	Sequencer P-ROM	HV-6518 ~ 612XLA For SAF	0	0	1	
88	E18-94-08-3	Sequencer P-ROM	HV-6518 ~ 612XLA For ASL	0	0	1	
89	E18-94-09-3	Sequencer P-ROM	HV-6518 ~ 612XLA For SGP	0	0	1	
90	E18-94-10-3	Sequencer P-ROM	HV-6518 ~ 612XLA For U.K.	0	0	1	
91	E18-94-11-3	Sequencer P-ROM	HV-6518 ~ 611XLA For KOR	0	0	1	
92	E18-95-01-3	Sequencer P-ROM	HV-6518 ~ 611XLA For JAPAN	0	0	1	
93	E18-95-02-3	Sequencer P-ROM	HV-6518 ~ 611XLA For FRANCE	0	0	1	
94	E18-95-03-3	Sequencer P-ROM	HV-6518 ~ 611XLA For U.S.A	0	0	1	
95	E18-95-04-3	Sequencer P-ROM	HV-6518 ~ 611XLA For SWD	0	0	1	
96	E18-95-05-3	Sequencer P-ROM	HV-6518 ~ 611XLA For TAIWAN	0	0	1	
97	E18-95-06-3	Sequencer P-ROM	HV-6518 ~ 611XLA For H.K	0	0	1	
98	E18-95-07-3	Sequencer P-ROM	HV-6518 ~ 611XLA For SAF	0	0	1	
99	E18-95-08-3	Sequencer P-ROM	HV-6518 ~ 611XLA For ASL	0	0	1	
100	E18-95-09-3	Sequencer P-ROM	HV-6518 ~ 611XLA For SGP	0	0	1	
101	E18-95-10-3	Sequencer P-ROM	HV-6518 ~ 611XLA For U.K	0	0	1	
102	E18-95-11-3	Sequencer P-ROM	HV-6518 ~ 611XLA For KOR	0	0	1	
103	E18-47-3	CPU Board	HV-6625 ~	0	1	0	
104	E18-54-3	Input Board	HV-6625 ~	0	1	0	
105	E18-42-3	Input & Output Board	HV-6625 ~	0	1	0	
106	E18-49-3	CPU Board	HV-6625 ~	0	1	0	
107	E18-76-3	Output Board	HV-6518 ~	0	0	1	
108	E18-78-3	Power Supply Board	HV-6518 ~	0	0	1	
109	E50-90-1A-3	Sequencer Box	HV-6518 ~	0	0	1	
110	E50-75-1B-3	Inverter	(DV-505-SAR2)	For 240 V	0	1	1

1	本機モータ MAIN MOTOR	E 01-73-3 (3φ 200V) E 01-65-3 (3φ 100V) E 01-86-3 (1φ 100V/200V)	10	印圧ソレノイド IMPRESSION SOLENOID SOL-1	E 09-25-3	20	2枚検出器 DOUBLE SHEET DETECTOR
2	ポンプモータ PUMP MOTOR	E 01-83-3 (3相) E 01-85-3 (単相)	11	シングルレバー長シソレノイド SINGLE LEVER SOLENOID SOL-3	E 09-25-3	21	天地ハンドル安全リミット HANDLE SAFETY LIMIT SW.
3	インバータユニット INVERTOR UNIT	E 50-53-1A-3 (200V) E 50-62-1A-3 (100V) E 50-73-1A-3 (200/220V) E 50-75-1A-3 (200/220V)	12	ブランクリナーソレノイド BLAIN CLEANER SOLENOID SOL-B	E 09-25-3	22	OP～Sカバー安全リミット COVER SAFETY LIMIT SW (OP-S)
4	電源ボックス POWER SUPPLY BOX	E 53-54-1A-3 E 53-53-1A-3 E 53-53-1B-3	13	2枚通シソレノイド DOUBLE SHEET SOLENOID AC-SOL	E 09-02-02	23	シングルレバー4リミット SINGLE LEVER 4-POSITION LIMIT SW LS-2
5	モータスイッチボックス MOTOR SWITCH BOX	E 50-60-1A-3	14	排紙部3点押釦 3-PUSH BOTTON SWITCH	E 51-28-3A-3 E 51-28-3B-3 (for Overseas)	24	シングルレバー1リミット SINGLE LEVER 1-POSITION LIMIT SW LS-1
6	シーケンサユニット SEQUENCER UNIT	E 50-63-1A-3 1 E 50-68-1A-3 2 E 50-55-1A-3 3 E 50-68-1A-3 4 E 50-66-1B-3 5	15	デリバリースイッチパネル DELIVERY SWITCH PANEL	E 26-78-3	25	チェーンデリバリーリミット CHAIN DELIVERY JAM LIMIT SW
7	操作・デジタル表示器 DIGITAL DATA CONTROL PANEL	E 51-66-2B-3 (for Japan) E 51-66-2B-3 (for Overseas)	16	紙検出光電管 (紙紙部) PAPER DETECTOR SENSER	E 26-74-3	26	蛍光灯 FLUORESCENT
8	ブレーカ CIRCUIT PROTECTOR	E 02-09-1A-3 (3相) E 02-08-1A-3 (単相)	17	紙検出光電管 (排紙部) PAPER DETECTOR SENSER	E 10-12-3	27	
			18	紙張検出リードスイッチ PAPER STOCK DETECTOR		28	

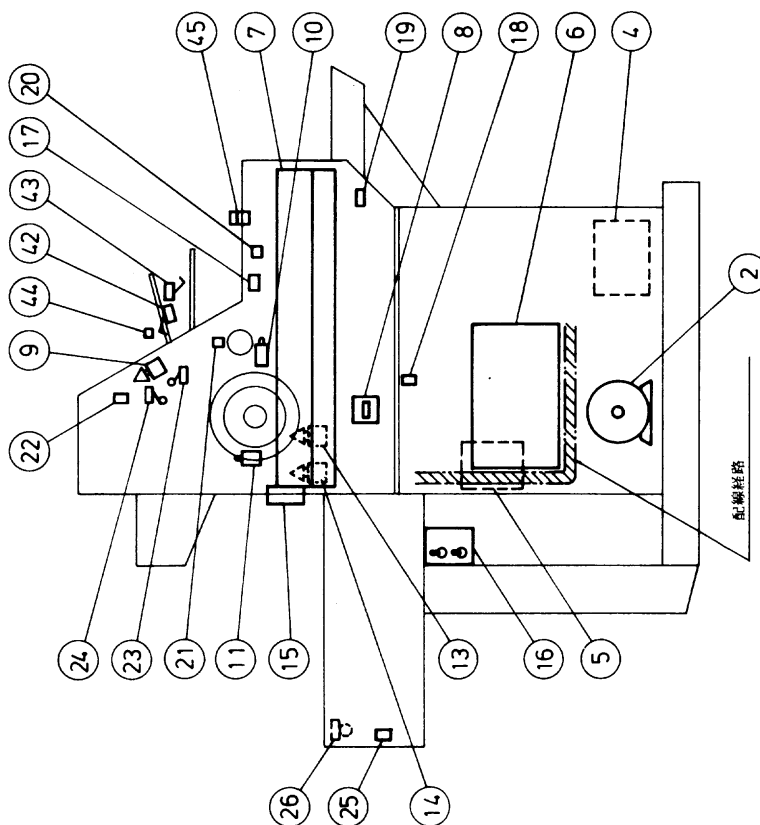
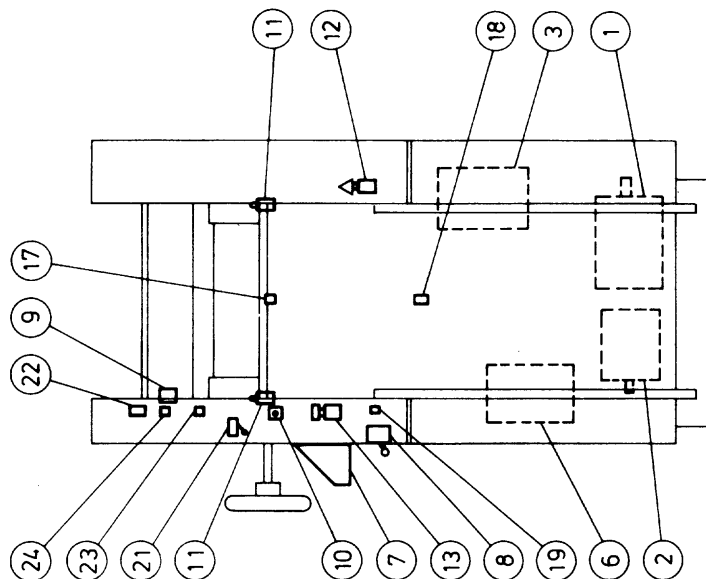
1	CD センサ
2	CD Separator
3	CD Link Band
4	端子台
5	コネクタ
6	128ROM



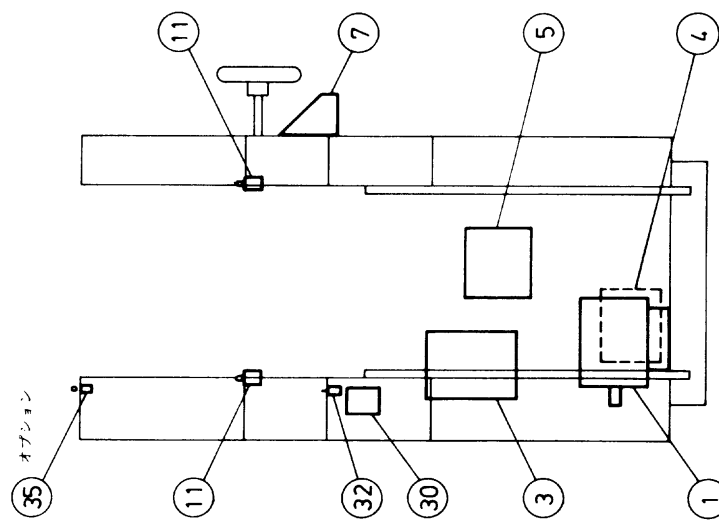
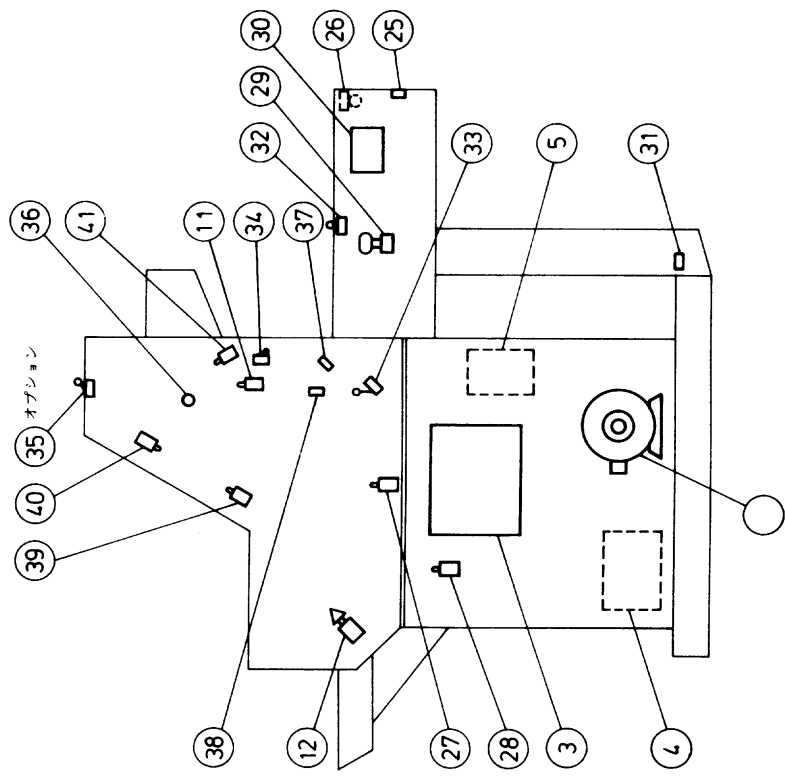
1	本機モータ MAIN MOTOR	E 01-73-3 (3φ 200V) E 01-65-3 (3φ 100V) E 01-86-3 (1φ 100V/200V)	28	エア吹きソレノイド AIR BLOW SOLENOID SOL-A	E 09-25-3	シリンダカバー安全リミット CYLINDER COVER SAFETY LIMIT SW	E 10-29-3
3	インバータユニット INVERTER UNIT	E 50-53-1A-3 (200V) E 50-64-1A-3 (100V) E 50-71-1A-3 (200/220V) E 50-75-1A-3 (200/220V)	37	スプレイバルブ SPRAY VALVE SOLENOID	E 09-27-3	タイミングリードスイッチTMS 2 TIMING SW TMS-2	E 10-13-3
4	電源ボックス POWER SUPPLY BOX	E 53-54-1A-3 E 53-53-1A-3 E 53-53-1E-3	30	除塵トランス ELIMINATOR TRANS	E 11-01-05-3	タイミングリードスイッチTMS 1 TIMING SW TMS-1	E 10-13-3
5	モータスイッチボックス MOTOR SWITCH BOX	E 50-60-1A-3	31	排紙台下限リードスイッチ DELIVERY TABLE LOWER LIMIT SW	E 10-12-3		
5	モータスイッチボックス MOTOR SWITCH BOX	E 50-59-1B-3	32	チェーンリカバ-安全リミット CHAIN DELIVERY SAFETY LIMIT SW	E 10-29-3		
7	操作・デジタル表示 DIGITAL DATA CONTROL PANEL	E 31-66-1B-3 (for Japan) E 31-66-2B-3 (for Overseas)	32	チェーンリカバ-安全リミット CHAIN DELIVERY SAFETY LIMIT SW	E 10-29-3		
12	ブランクリ-ソレノイド BLANK CLEANER SOLENOID SOL-B	E 09-25-3	33	スプレイリミット SPRAY LIMIT SW	E 10-20-3		
13	2枚通かしソレノイド DOUBLE SHEET SOLENOID AC-SOL	E 09-02-02-3	34	M-Sカバー安全リミット COVER SAFETY LIMIT SW	E 10-30-3		
27	紙張停止ソレノイド FEED STOP SOLENOID SOL-2	E 09-25-3	35	インキカバー安全リミット INK COVER SAFETY LIMIT SW	E 10-29-3		

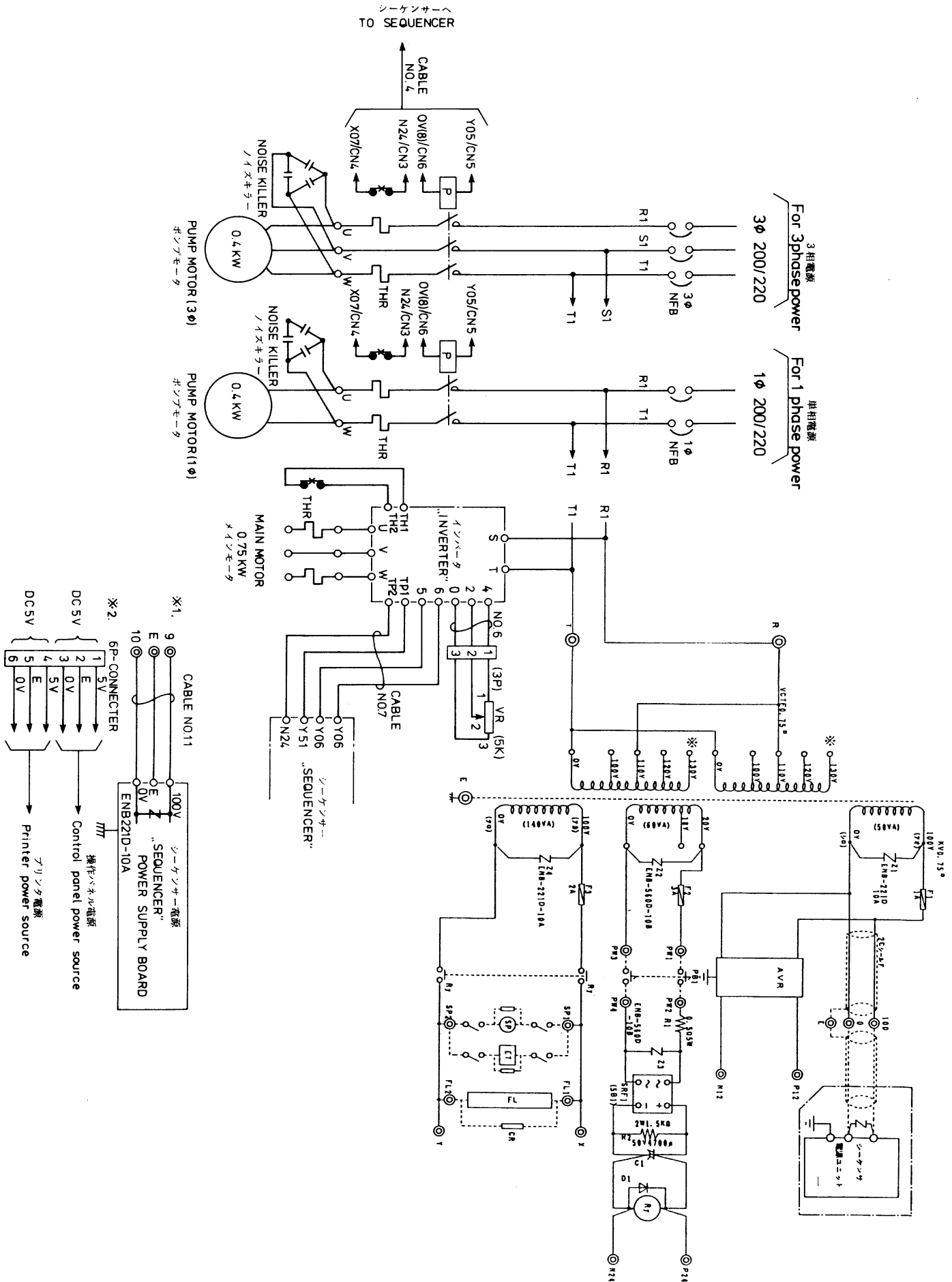


1	本機モータ MAIN MOTOR	E01-73-3 (3φ200V) E01-65-3 (3φ100V)	11	フランクリーナソレノイド BLAN CLEANER SOLENOID SOL-B	E09-25-3	21	天地ハンドルの安全リミット HANDLE SAFETY LIMIT SW.	E10-07-3
2	ポンプモータ PUMP MOTOR	E01-83-3 (3相) 200V	12	2枚通しソレノイド DOUBLE SHEET SOLENOID AC-SOL	E09-02-02-3	22	OP～Sカバ―安全リミット COVER SAFETY LIMIT SW (OP-S)	E10-30-3
3	インバータユニット INVERTOR UNIT	E07-54-A3(200V) E07-79-A3(200/220V) E07-68-A3(100V) E07-75-A3(200/220V)	13	シングルレバ―前進ソレノイド SINGLE LEVER FORWARD SOL	E09-02-02-3	23	シングルレバ―2リミット SINGLE LEVER 4-POSITION LIMIT SW L.S-2	E10-31-3
4	電源ボックス POWER SUPPLY BOX	E53-53-1C-3	14	シングルレバ―後進ソレノイド SINGLE LEVER BACKWARD SOL	E09-02-02-3	24	シングルレバ―1リミット SINGLE LEVER 1-POSITION LIMIT SW L.S-1	E10-31-3
5	モータスイッチボックス MOTOR SWITCH BOX	E50-59-1A-3	15	3-PUSH BOTTON SWITCH	E51-28-3A-3 (for Japan) E51-28-3B-3 (for Overseas)	25	チェーンデリバ―リミット CHAIN DELIVERY JAM LIMIT SW	E10-38-3 E24-09-3 (60Hz) E24-10-3 (50Hz)
6	シーケンサユニット SEQUENCER UNIT	E50-90-1A-3	16	デリバ―スイッチパネル DELIVERY SWITCH PANEL	E26-78-3	26	蛍光灯 FLUORESCENT	E10-05-3
7	操作・デジタル表示盤 DIGITAL DATA CONTROL PANEL	E51-66-1B-3 (for Japan) E51-66-2B-3 (for Overseas)	17	紙検出光電管 (給紙部) PAPER DETECTORS SENSOR	E26-74-3	42	版検出リミット MASTER DETECTOR LIMIT SW	E10-45-3, E10-45-05-3
8	ブレーカ CIRCUIT PROTECTOR	E02-08-3 (20A) E02-08-3 (10A) E02-10-3 (15A)	18	紙検出光電管 (排紙部) PAPER DETECTOR SENSOR	E10-12-3	43	排紙確認リミット MASTER EJECTION CHECK LIMIT SW	E13-78-06-3
9	給排版ソレノイド INSERTION & EJECTION SOL	E09-02-02-3	19	紙検出光電管 (排紙部) PAPER STOCK OUT SWITCH		44	給排版スイッチ (マスター) MASTER INSERTION EJECTION SW	E14-102-3 E14-103-3
10	印圧ソレノイド IMPRESSION SOLENOID SOL-1	E09-25-3	20	2枚検出器 DOUBLE SHEET DETECTOR		45	メタルコンセント (7P) SOCKET	

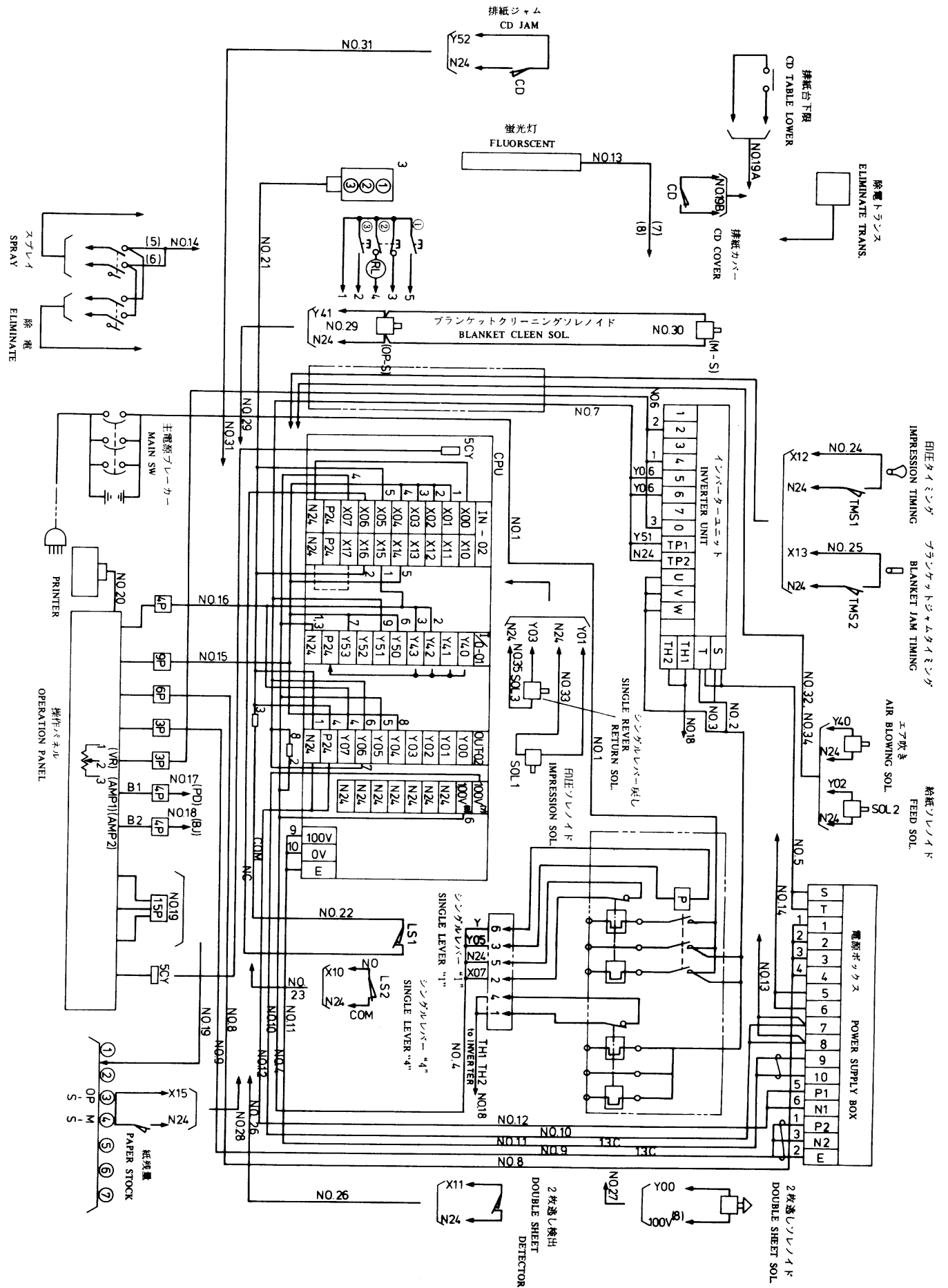


1	本機モーター MAIN MOTOR	E01-73-3(200V) E01-65-3(100V)	30	廃電トランス ELIMINATOR TRANS	E11-01-05-3	40	排版ソレノイド(DC) EJECTION SOL	E09-07-3
3	インバータユニット INVERTOR UNIT	E50-54-3(200V) E0-70-1A-3(200/200V) E50-54-4(100V) E0-70-1A-3(200/200V) E50-74-3(200V)	31	排紙台下限スイッチ DELIVERY TABLE LOWER LIMIT SW	E10-12-3	41	P-B着ソレノイド(DC) P-B ON SOL	E09-39-3
4	電源ボックス POWER SUPPLY BOX	E53-53-1C-3 E53-53-1E-3	32	チェーンデリカパーリミット CHAIN DELIVERY SAFETY LIMIT SW	E10-07-3			
5	モータスイッチボックス MAGNET & THERMAL BOX	E50-59-1A-3 E50-59-1B-3	33	スプレイリミット SPRAY LIMIT SW	E10-20-3			
7	操作・デジタル表示盤 DIGITAL DATA CONTROL PANEL	E51-66-1B-3 (for Japan) E51-66-2B-3 (for Overseas)	34	M-Sカバーリミット COVER SAFETY LIMIT SW	E10-30-3			
11	ブランクリーナソレノイド BLAN CLEANER SOLENOID SOL	E09-25-3	35	インキカバーリミット INK COVER SAFETY LIMIT SW	E10-07-3			
12	2枚通かしソレノイド DOUBLE SHEET SOLENOID AC-SOL	E09-02-02-3	36	給排版タイミング TIMING SW TMS-3	E26-37-3			
27	給紙停止ソレノイド FEED STOP SOLENOID SOL-2	E09-25-3	37	ブランシャムタイミング TIMING SW TMS-2	E10-13-3			
28	エア吹きソレノイド AIR BLOW SOLENOID SOL-A	E09-25-3	38	印圧タイミング TIMING SW TMS-1	E10-13-3			
29	スプレイソレノイド SPRAY VALVE SOLENOID	E09-27-3	39	給版ソレノイド(DC) INSERTION SOL	E09-07-3			

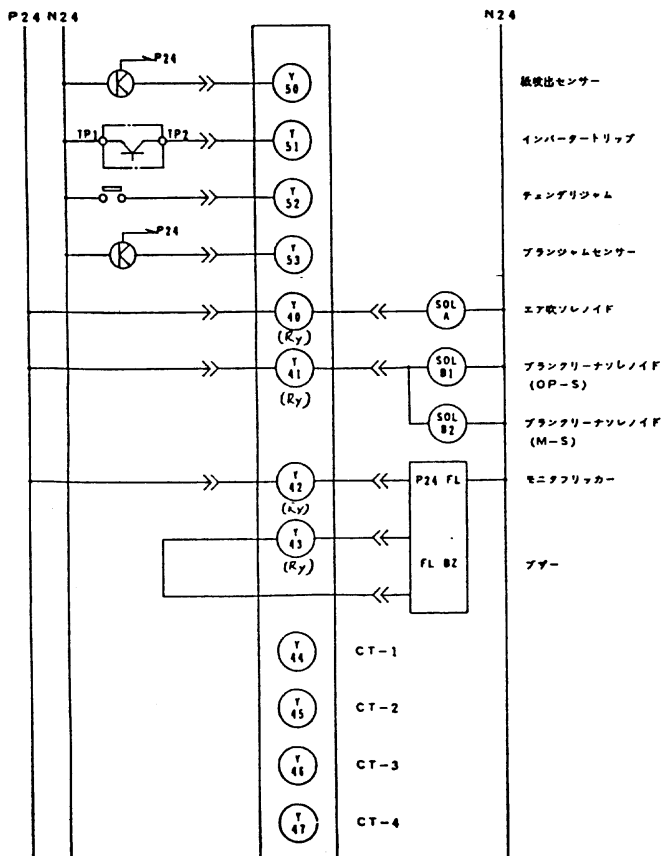
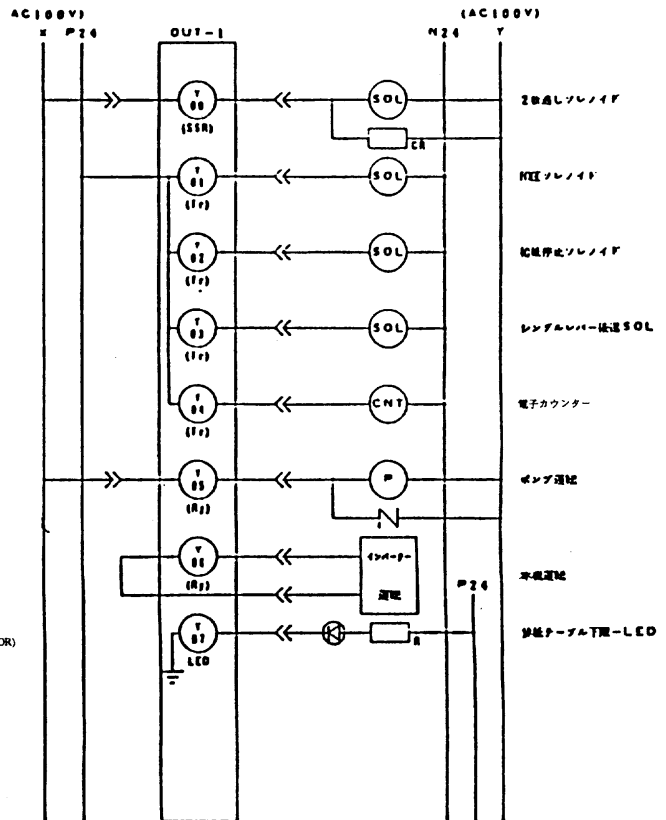
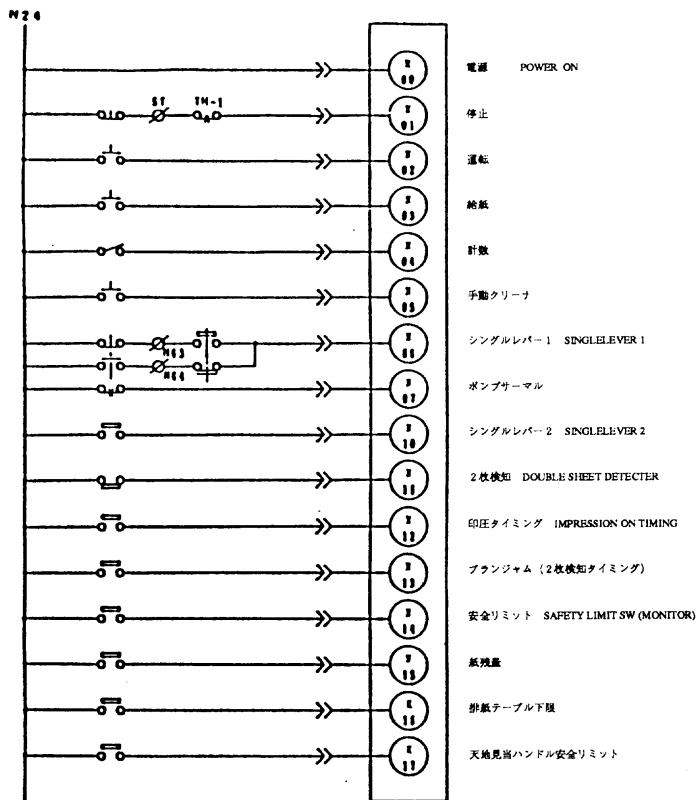




611XL, 612XL ELECTRIC WIRING (HV-3481 ~)



611XL, 612XL ELECTRIC WIRING (HV-6625 ~)



SEQUENCER UNIT

	IN PUT BOARD	IN-PUT / OUT-PUT BOARD	OUT PUT BOARD	POWER BOARD
CPU BOARD	00 O	IN-02	I/O-01	CUT-02
	01 O	O10	40 O	00 O
	02 O	O11	41 O	01 O
	03 O	O12	42 O	02 O
	04 O	O13	43 O	03 O
	05 O	O14	50 O	04 O
	06 O	O15	51 O	05 O
	07 O	O16	52 O	06 O
RUN	O	O17	53 O	07 O
	RESET			

入出力表
IN-PUT, OUT-PUT TABLE

IN-PUT, OUT-PUT TABLE

IN-PUT 入力

X00	:	D.C 24V POWER	電源D. C 24 V
X01	:	STOP SW	停止スイッチ
X02	:	START SW	運転スイッチ
X03	:	FEED SW	給紙スイッチ
X04	:	COUNTER ON-OFF SW	カウンタースイッチ
X05	:	MANUAL BLANKET CLEENING SW	手動ブランケットクリーニング
X06	:	SINGLE LEVER "1" LS1	シングルレバー "1" リミット
X07	:	PUMP THERMAL CONTACT	ポンプサーマル接点
X10	:	SINGLE LEVER "4" LS4	シングルレバー "4" リミット
X11	:	DOUBLE SHEET DETECTOR	2枚逃し検出
X12	:	IMPRESSION TIMING SW	印圧タイミングスイッチ
X13	:	BLANKET JAM TIMING SW	ブランケットジャムタイミングスイッチ
X14	:	SAFETY LIMIT SW	安全スイッチ
X15	:	PAPER STOCK DETECT SW	紙残量検出
X16	:	BUZZER STOP SW	ブザー停止スイッチ
X17	:		
Y50	:	PAPER DETECT	紙有-無検出光電管
Y51	:	MAIN MOTOR TRIP	本機モータートリップ
Y52	:	CD JAM	排紙ジャム検出
Y53	:	BLANKET JAM	ブランケットジャム検出

OUT-PUT 出力

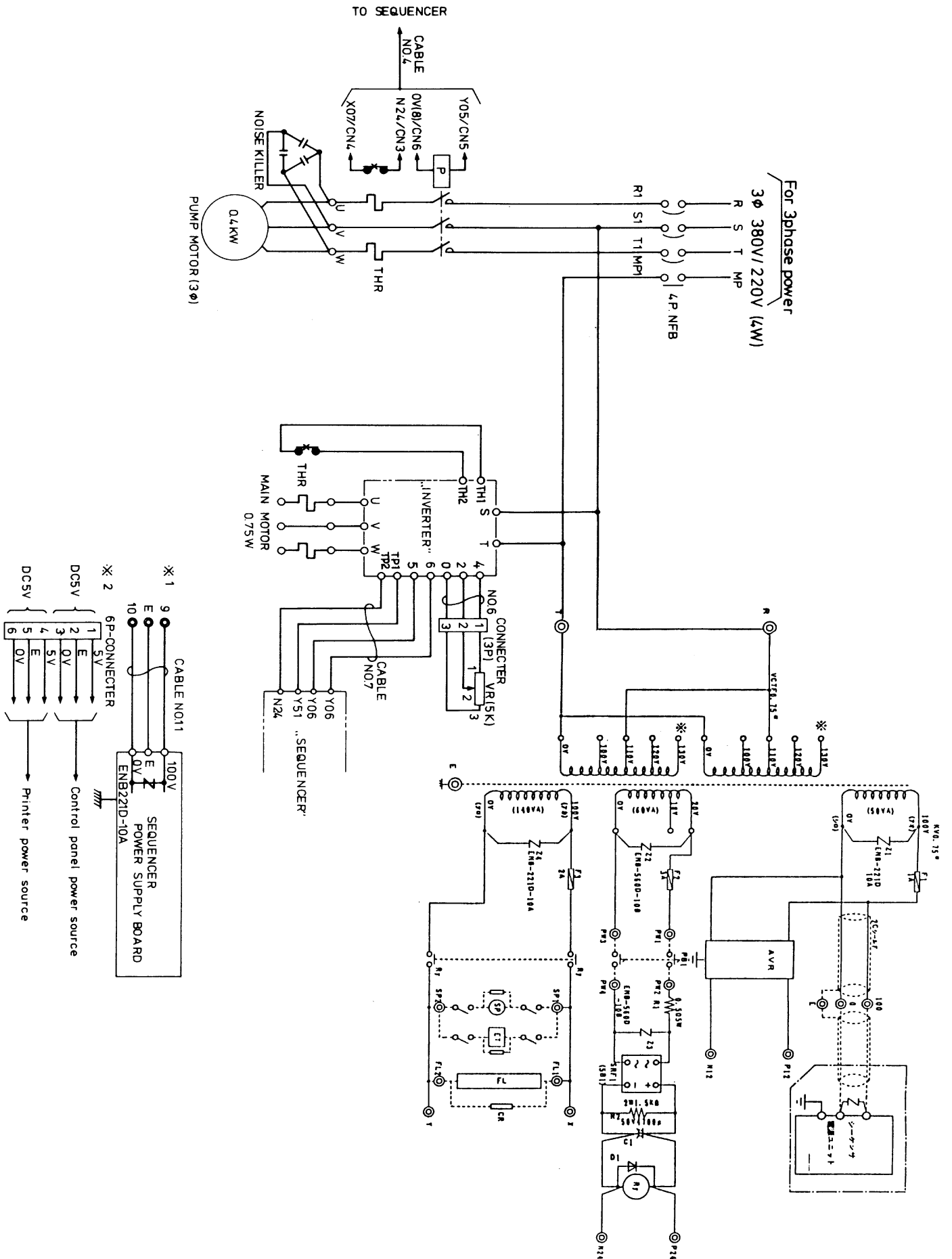
Y00	:	DOUBLE SHEET SOL.	2枚逃しソレノイド
Y01	:	IMPRESSION SOL1	印圧ソレノイド
Y02	:	FEED SOL2	給紙ソレノイド
Y03	:	SINGLE LEVER RETURN SOL3	シングルレバー戻しソレノイド
Y04	:	MAGNETIC COUNTER	電磁カウンター
Y05	:	PUMP MOTOR MAGNET	ポンプモーター用開閉器
Y06	:	MAIN MOTOR (TO INVERTER)	本機運転信号
Y41	:	BLANKET CLEANING SOL.	ブランケットクリーニングソレノイド
Y42	:	FLASHING LAMP	点滅ランプ
Y43	:	BUZZER	ブザー
Y40	:	BLANKET AIR BLOWING SOL.	ブランケットエア吹きソレノイド

NAME OF SYMBOLS

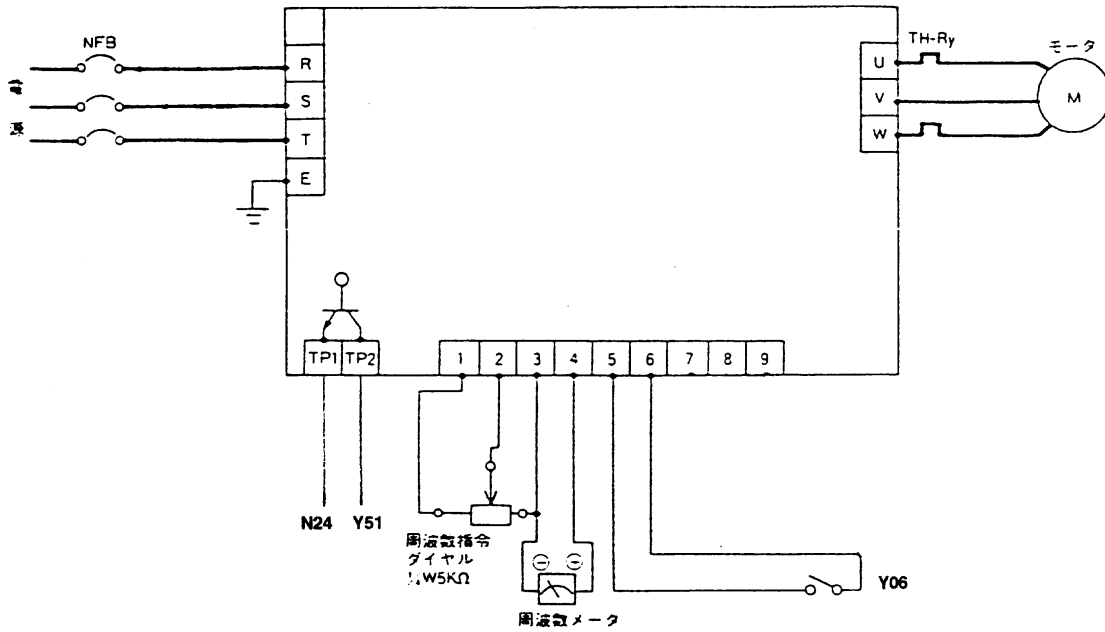
	: MAGNET RERAYA CONTACT
	: A CONTACT OF LIMIT SW リミットスイッチのA接点
	: B CONTACT OF LIMIT SW リミットスイッチのB接点
	: THERMAL RERAY B CONTACT サーマルのB接点
	: PUSH BUTTON SW A CONTACT (SPRING RETURN) 押しボタンのA接点(自動復帰)
	: PUSH BUTTON SW A CONTACT (MAINTAIN) 押しボタンのA接点(手動復帰)
	: SNAP SWITCH スナップスイッチ
	: SEALD CABLE シールド線
	: PUSH BUTTON SW B CONTACT (SPRING RETURN) 押しボタンのB接点(自動復帰)
	: THERMAL RERAY B CONTACT サーマルのB接点
	: THERMAL RERAY

SOL1	:	IMPRESSION SOL	印圧ソレノイド
SOL2	:	FEED SOL	給紙ソレノイド
SOL3	:	SINGLE LEVER RETURN SOL	シングルレバー戻しソレノイド
SOLA	:	AIR BLOWING SOL	エア吹きソレノイド
SOLB1	:	BLANKET CLEENING SOL	ブランケット洗浄ソレノイド
SOLB2	:	BLANKET CLEENING SOL	ブランケット洗浄ソレノイド
DT	:	DOUBLE SHEET SOL	2枚逃しソレノイド
COUNT	:	MAGNETIC COUNTER	電磁カウンター
P	:	RERAY FOR PUMP MOTOR	ポンプモーター用開閉器
M	:	RERAY FOR MAIN MOTOR	本機モーター用開閉器
TMS1	:	IMPRESSION TIMING SW	印圧タイミングスイッチ
TMS2	:	BLANKET JAM TIMING SW	ブランケットジャムタイミングスイッチ

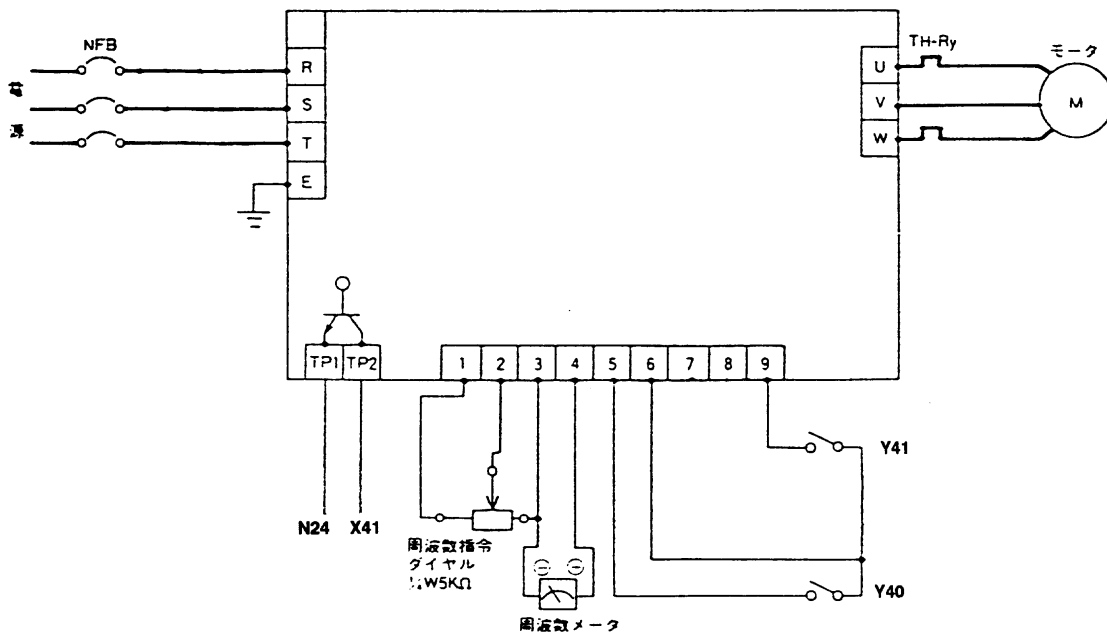
**611XL , 612XL ELECTRIC WIRING (HV-6625 ~)
(for 380V , 3 Phase Power)**



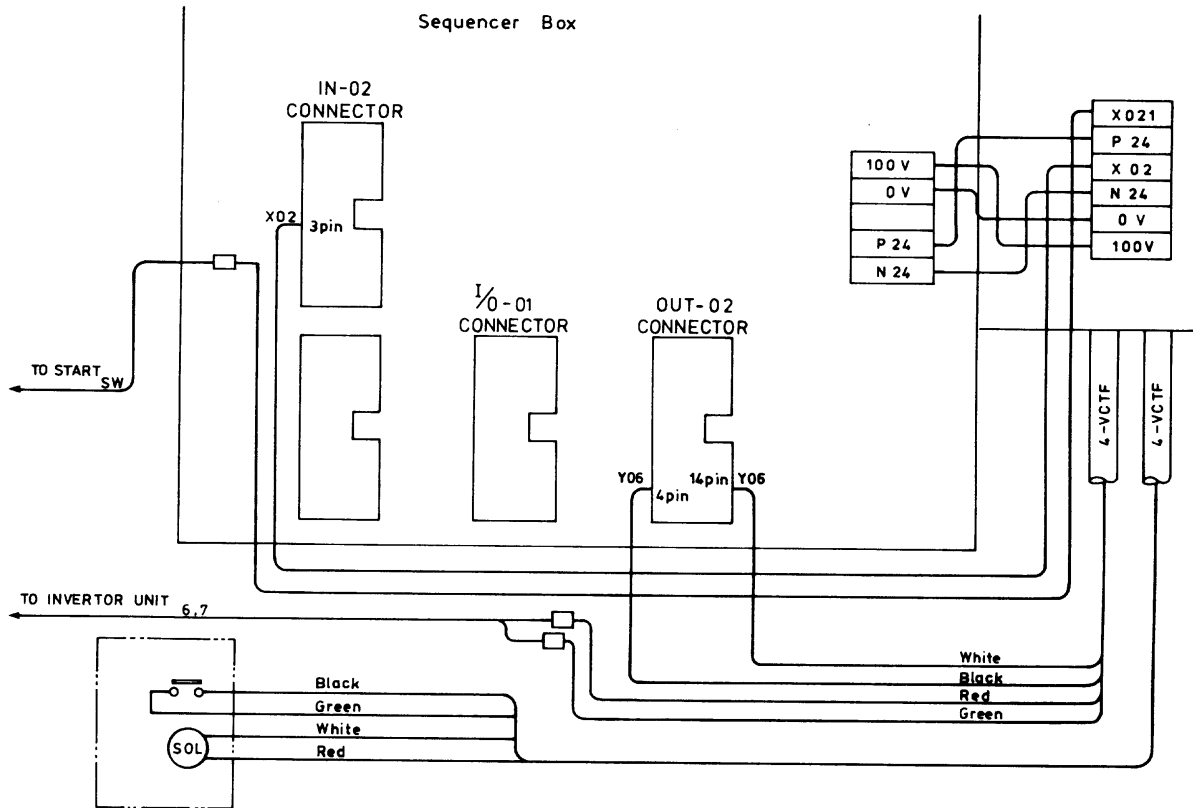
DV505 for 611 / 612XL



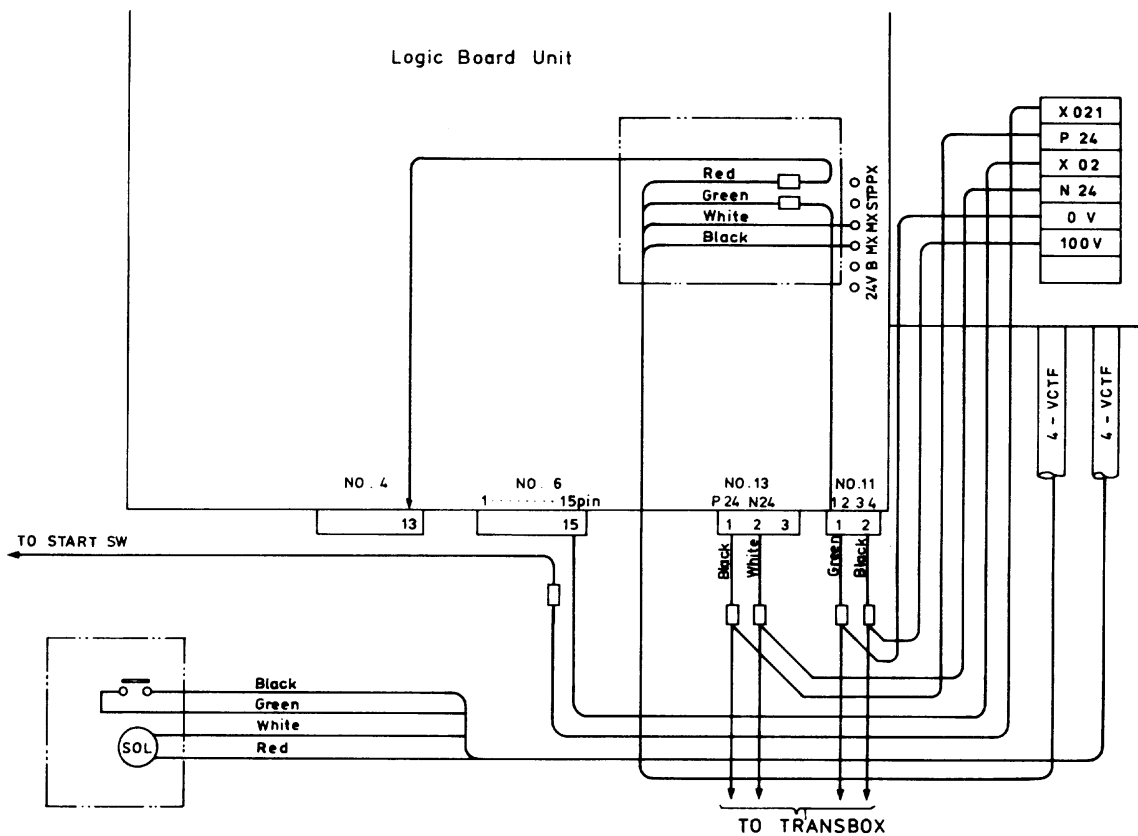
DV505 for 611 / 612XLA



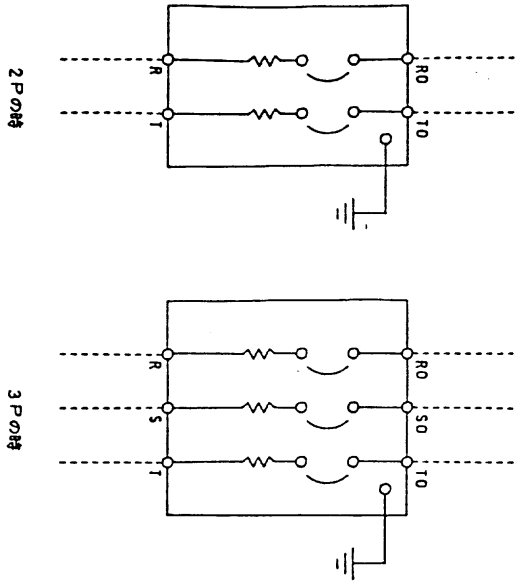
**611XL/612XL HV-2440 ~
(Sequencer Unit of Connector Type)**



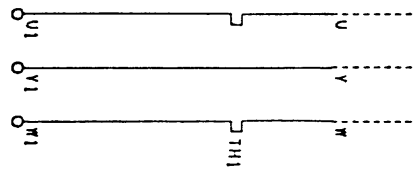
611CD/612CD HV-2440 ~



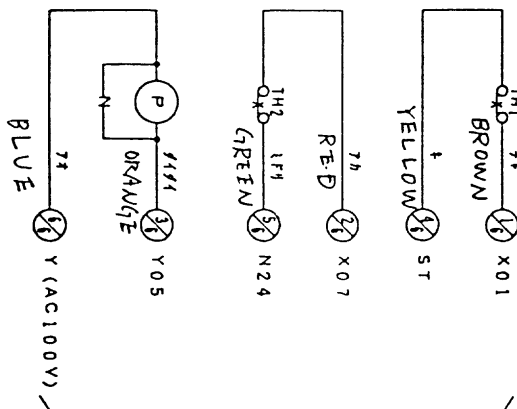
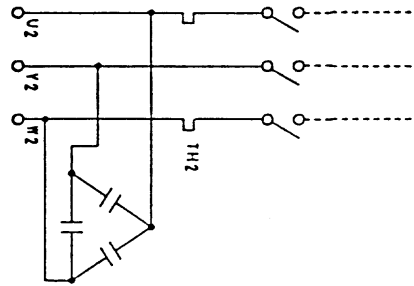
FNB取付図



インバーター



FNB



シーケンサ

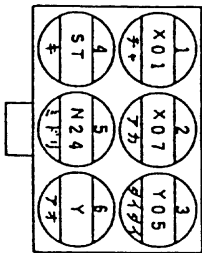
NFB空機一電線

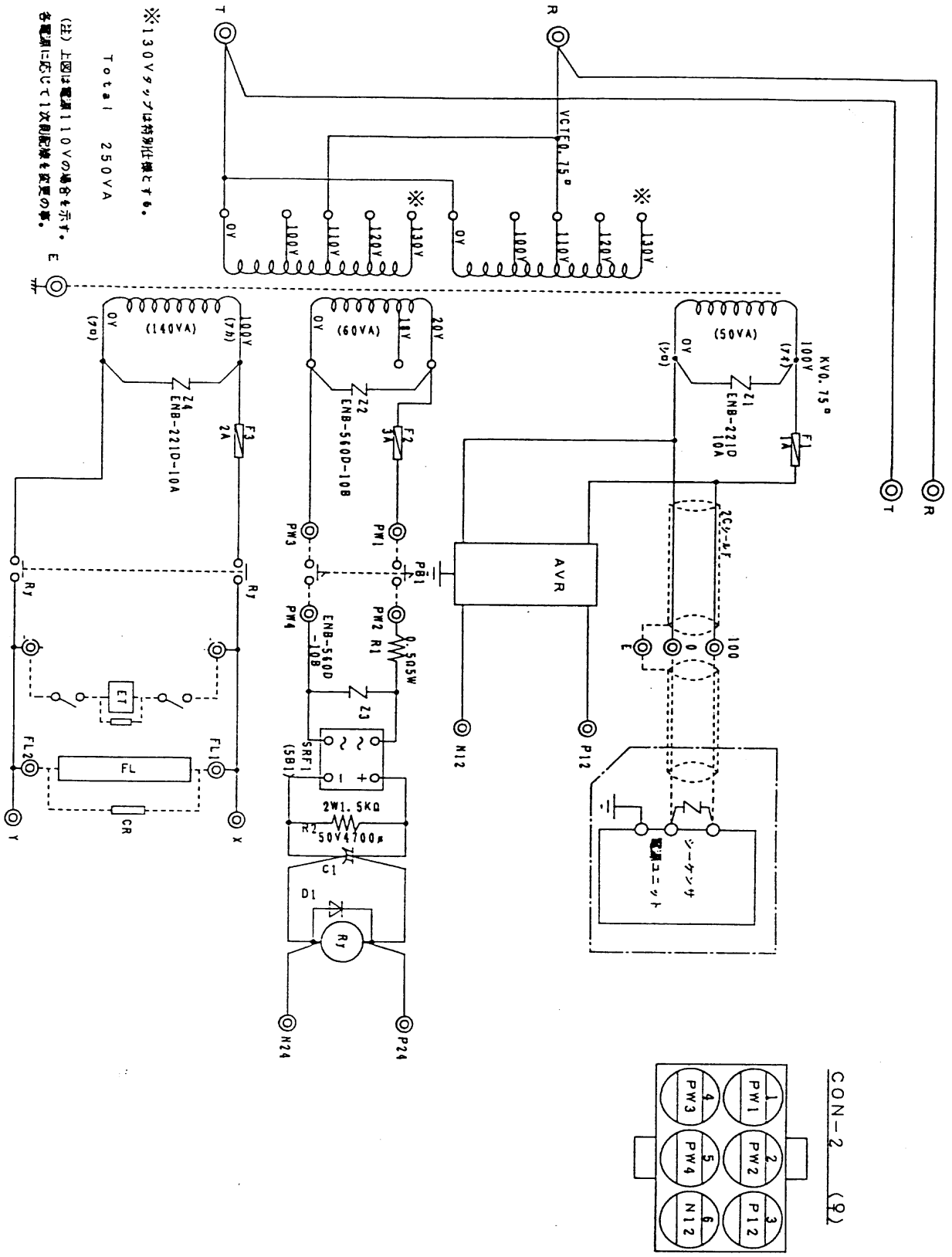
電源	FNB	
	極数	容量
1φ110V	2P	20A
2φ220V	2P	15A
3φ220V	3P	10A

サーマルリレー定格一電線

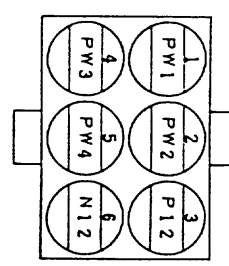
電源	サーマル (TH1)	マグネットSW (P)
1φ110V	(自動リセット) サーマル箱 TH-K20 7~11A	(自動リセット) サーマル箱 MSO-A10RM 5~8A
1φ220V	(自動リセット) サーマル箱 TH-K20 2.8~4.4A	(自動リセット) サーマル箱 MSO-A10RM 2.5~4.1A
3φ220V	(自動リセット) サーマル箱 TH-K20 2.8~4.4A	(自動リセット) サーマル箱 MSO-A10RM 1.3~2.1A
3φ4W 380V	(自動リセット) サーマル箱 TH-K20 1.4~2A	(自動リセット) サーマル箱 MSO-A10RM 0.7~1.1A

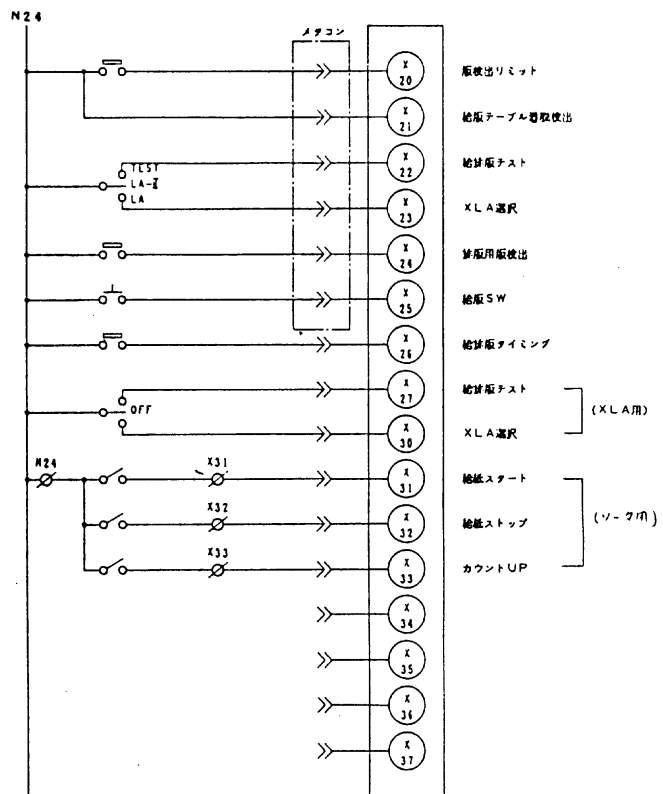
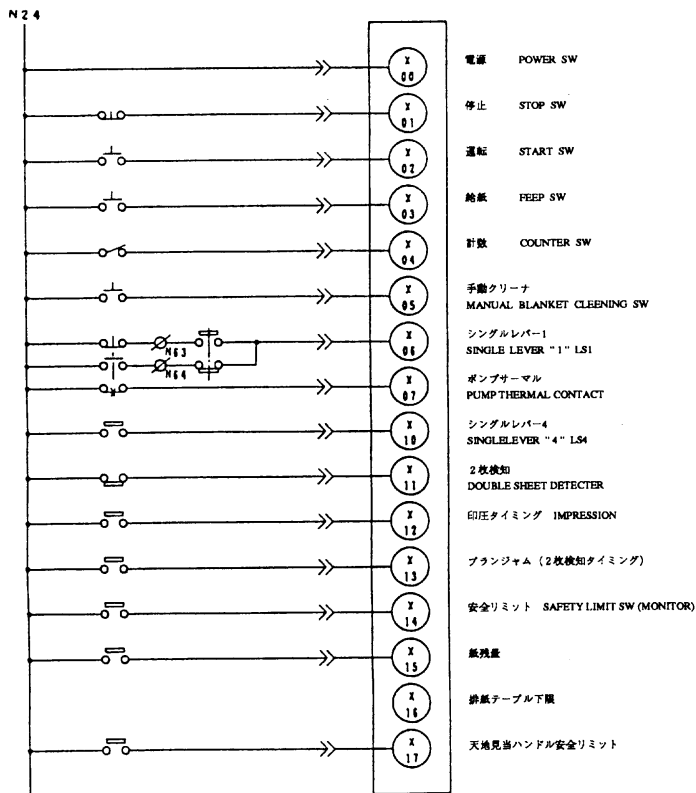
CON-1 (Ω)



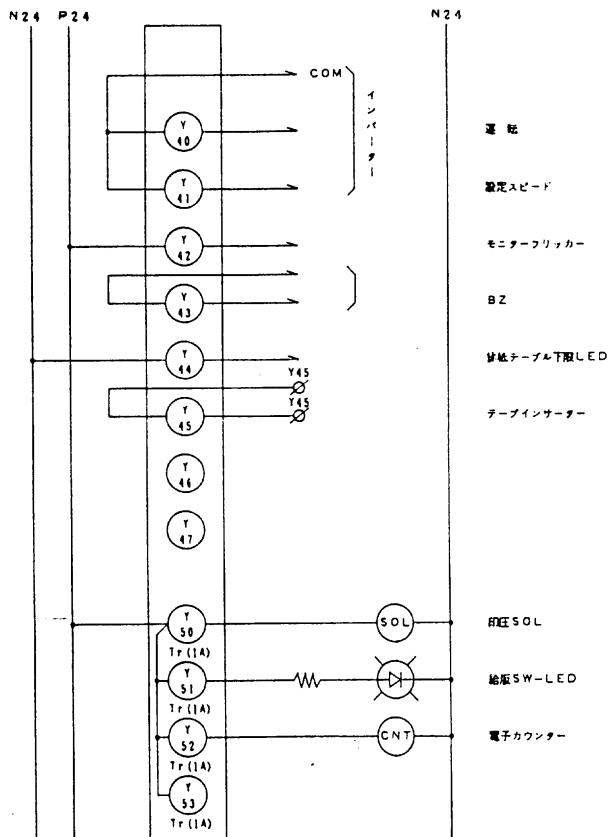
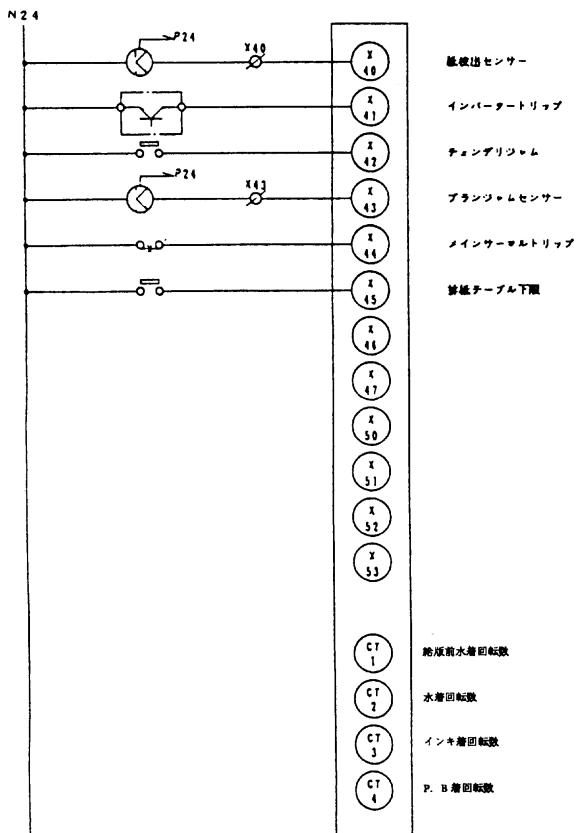


CON-2 (9)

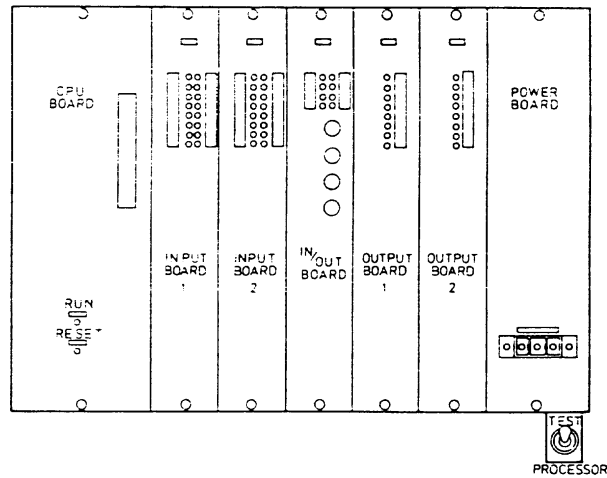
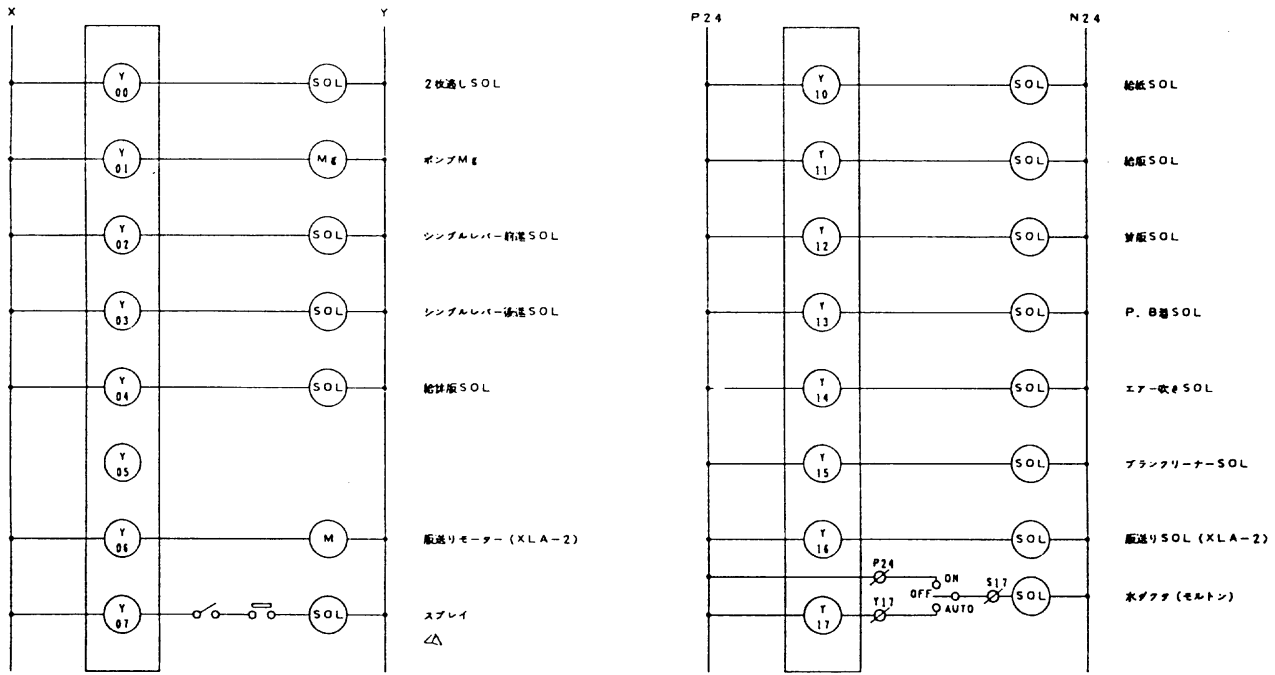


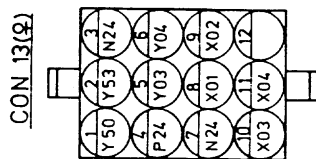
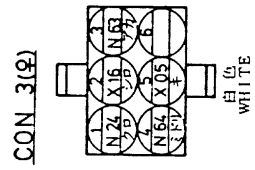
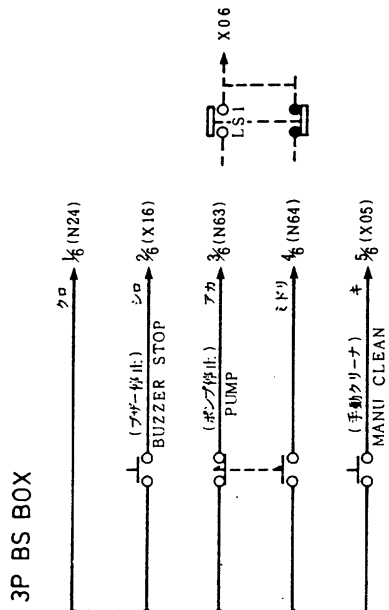
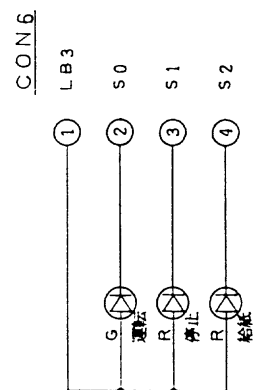
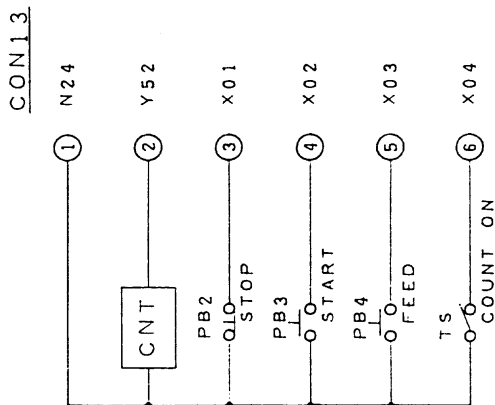
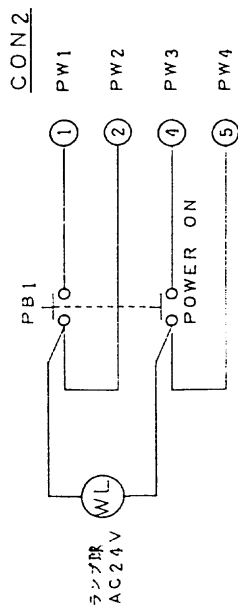


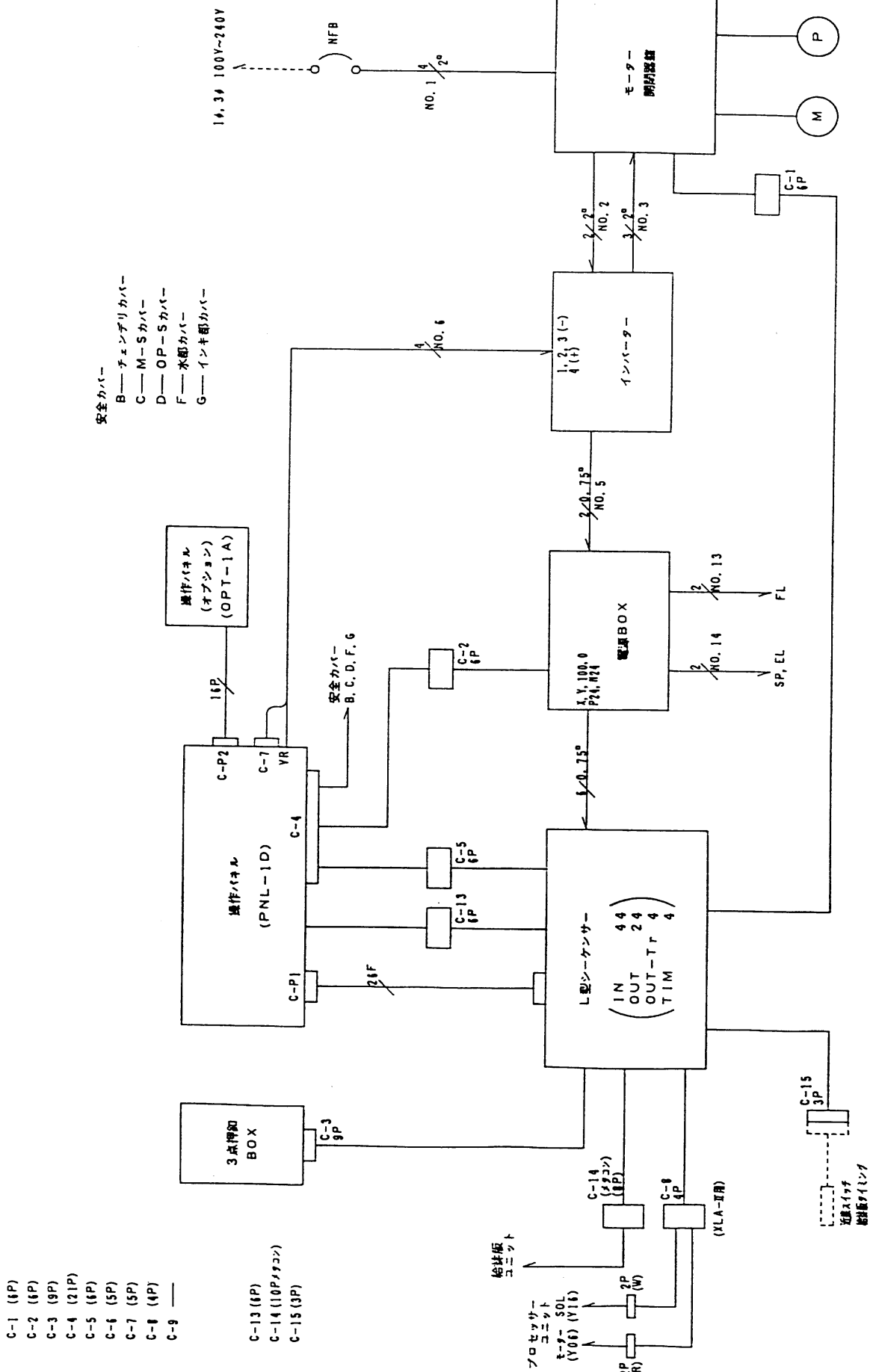
※X27, X30。(テストSW)は、XLA仕様のみの取付。



611XLA / 612XLA ELECTRIC WIRING (HV-6518 ~)

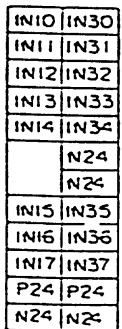
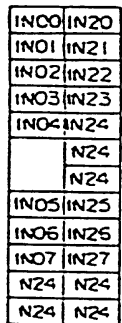
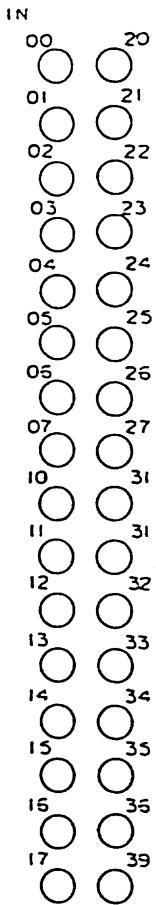






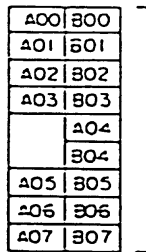
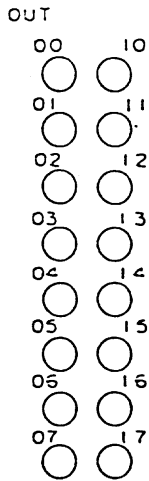
(SEQUENCER CONNECTERS)
シーケンサコネクタ図

L. IN 32-A

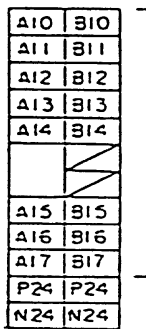


X00 (IN00) ~ X07 (IN07)
X10 (IN10) ~ X17 (IN17)
X20 (IN20) ~ X27 (IN27)
X30 (IN30) ~ X37 (IN37)

L. OUT 16R-A

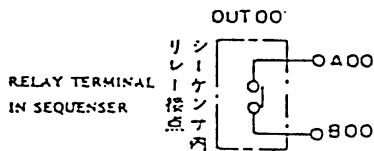


リレー出力
RELAY INPUT



リレー出力
RELAY OUTPUT

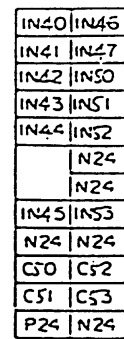
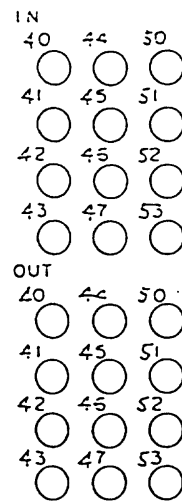
Y00 (OUT00) ~ Y07 (OUT07)
Y10 (OUT10) ~ Y17 (OUT17)



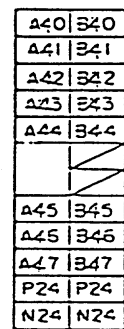
RELAY TERMINAL
IN SEQUENCER

リレー
接点
内

L. I O T-A




T: SOURCE OUTPUT
Tソース
出力



RELAY OUTPUT
リレー出力

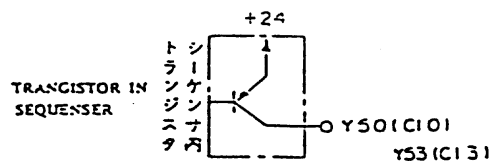
X40 (IN00) ~ X47 (IN07)
X50 (IN10) ~ X53 (IN13)
Y40 (OUT00) ~ Y47 (OUT07)



RELAY TERMINAL
IN SEQUENCER

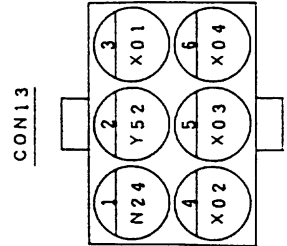
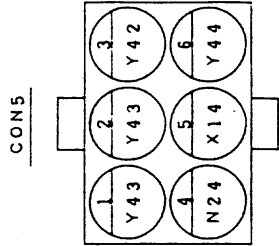
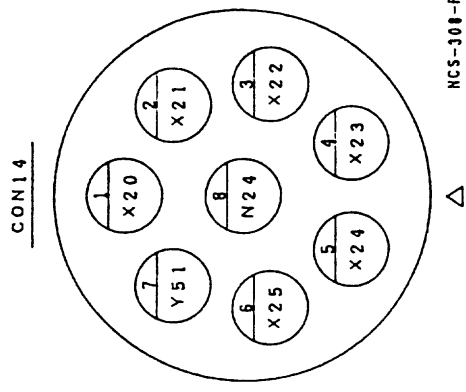
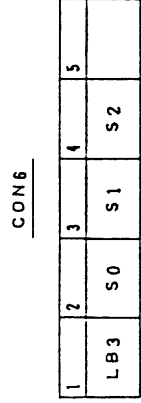
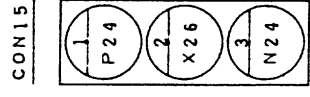
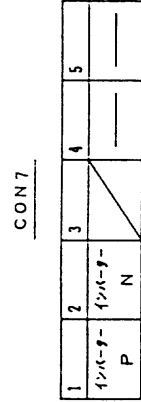
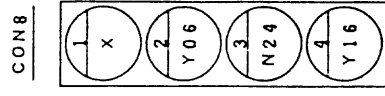
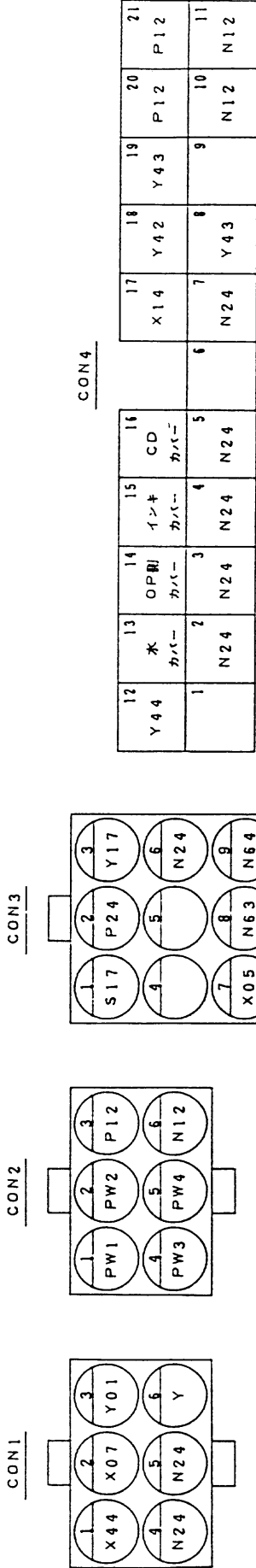
リレー
接点
内

Y50 (OUT10) ~
Y53 (OUT13)

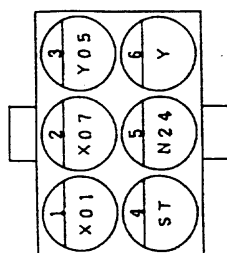


TRANSISTOR IN
SEQUENCER

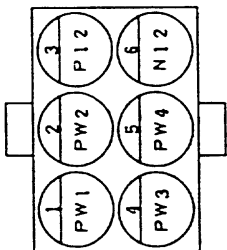
トラン
ジスタ
内



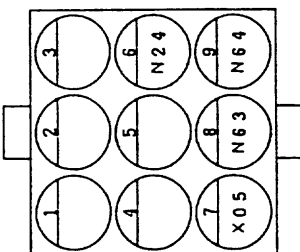
CON1



CON2



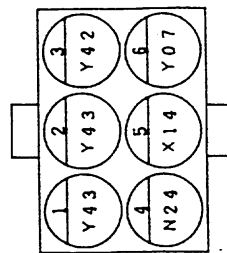
CON3



CON4

12	13	14	15	16	17	18	19	20	21
Y07	水 カバ-	OP カバ-	イ カバ-	CD カバ-	X14	Y42	Y43	P12	P12
1	2	3	4	5	6	7	8	9	10
	N24	N24	N24	N24		N24	Y43	N12	N12

CON5



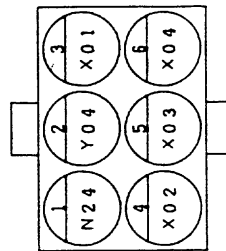
CON6

1	2	3	4	5
LB3	S0	S1	S2	

CON7

1	2	3	4	5
イ P	イ N			

CON13



- C-1 (6P)
- C-2 (6P)
- C-3 (9P)
- C-4 (21P)
- C-5 (6P)
- C-6 (5P)
- C-7 (5P)
- C-13 (6P)

- 安全カバー
 B—チェンジリカバー
 C—M-Sカバー
 D—OP-Sカバー
 F—水部カバー
 G—インキ部カバー

