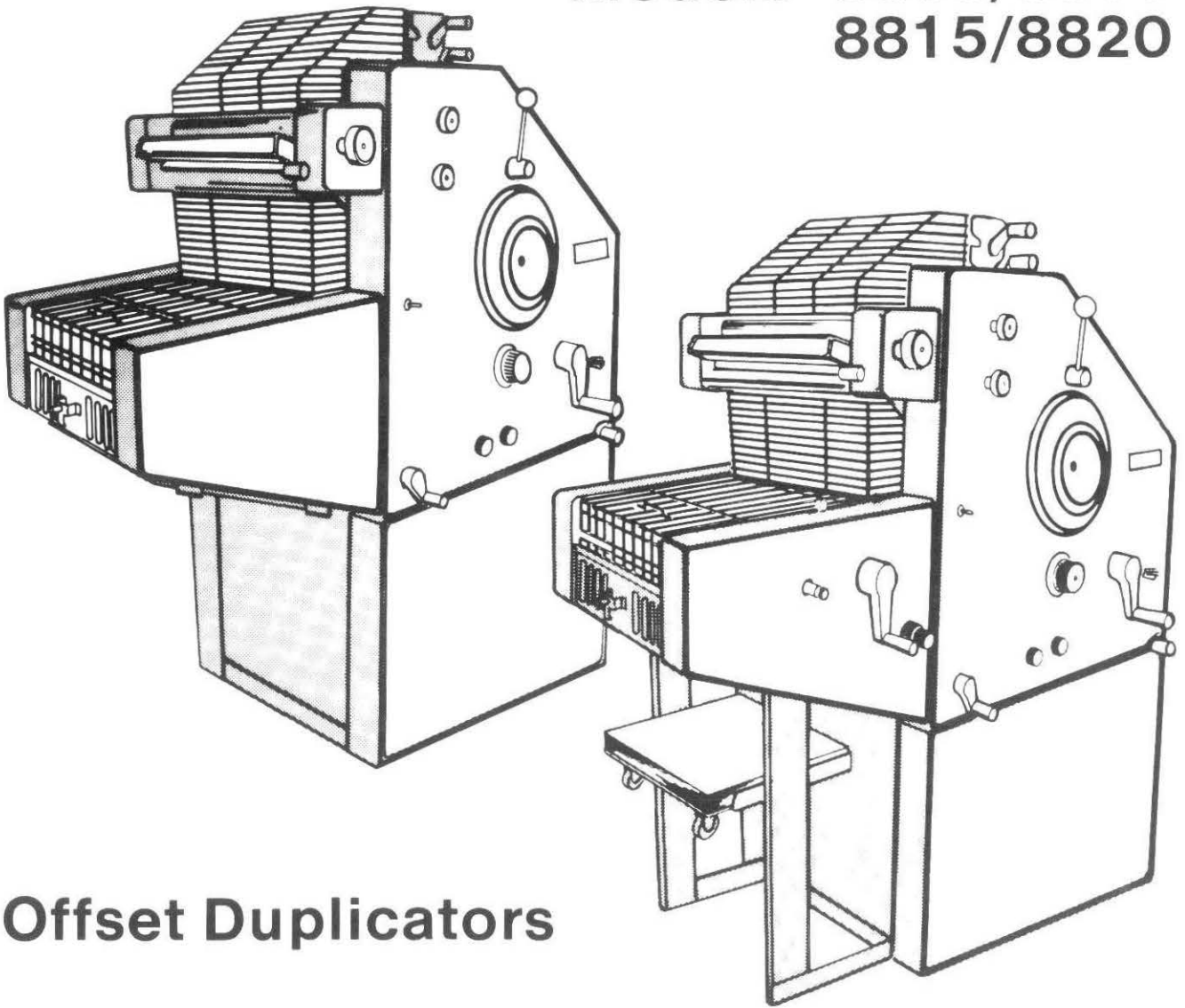


parts catalog

Models 8805/8810
8815/8820



Offset Duplicators

ABDICK

Copyright © ABDICK Company, 1984

P/N 176602

MODEL 8805/8820 OFFSET DUPLICATOR

GENERAL INFORMATION

NOTE TO USERS OF CATALOG:

The part numbers for all differences in electrical values, wherever possible, have been moved to the bottom portion of that particular index page.

PARTS IDENTIFICATION AND ORDERING INSTRUCTIONS

- I. Order Repair Parts by part number only. Do not order by figure and index numbers.
- II. It is not impossible to have two or more of the same index number with different part numbers. In such cases, please read the full description for your particular needs.
- III. The following symbols and abbreviations are used consistently as aids in identification:
 - A. Symbols
 1. (*) Part of an assembly and not sold separately.
 2. (***) Is used for all other pertinent remarks.
 - B. Abbreviations
 1. O.S. = Operator Side
 2. N.O.S. = Non Operator Side
 3. I.D. = Inside Diameter
 4. O.D. = Outside Diameter
 5. O.A.L. = Overall Length
 6. NPT = National Pipe Thread
 7. V. = Volts
 8. Hz. = Cycles Per Second
 9. Amp. = Amperes
 10. H.P. = Horse Power
 11. Dia. = Diameter
 12. A/R = As Required

MODEL 8805/8820 OFFSET DUPLICATOR

TABLE OF CONTENTS

<u>Figure</u>	<u>Description</u>	<u>Card</u>	<u>Location</u>
35A	Alternate Sheet Feed	0-56	G1
10	Aquamatic Control	0-56	B13
8	Aquamatic - Part I	0-56	B9
9	Aquamatic - Part II	0-56	B11
60	Back Jogger, C.D. - Part I	0-57	D13
61	Back Jogger, C.D. - Part II	0-57	E1
25	Blanket Cylinder	0-56	E5
34	Buckle Adjusting	0-56	F11
43	Cam Shaft	0-57	B7
54	Compressor Assembly	0-57	D1
48	Control Box Assemblies - 8820	0-57	C3
32	Control Levers - Impression Cylinder	0-56	F7
49	Cord and Wire Assemblies - 8820	0-57	C5
31	Counter Assembly	0-56	F5
65	Cover - C.D.	0-57	E9
2	Cover - Machine	0-56	A1
44	Delivery Roller	0-57	B9
68	Dolly and Table Assemblies - C.D.	0-57	F1
63	Dolly Table Control - C.D.	0-57	E5

MODEL 8805/8820 OFFSET DUPLICATOR

TABLE OF CONTENTS

<u>Figure</u>	<u>Description</u>	<u>Card</u>	<u>Location</u>
62	Dolly Table Crank Assembly - C.D.	0-57	E3
53	Drive Motor - 8805/10	0-57	C13
27	Drive Shaft	0-56	E9
2	Emergency Stop Switch	0-56	A11
36	Feed Link Assemblies	0-56	G3
50	Feed Raise Shaft	0-57	C7
56	Feed Table	0-57	D5
41	Feed Table Release	0-57	B3
16	Form Roller - Lower	0-56	C11
17	Form Roller Separator	0-56	C13
15	Form Roller - Upper	0-56	C9
51	Frame - Base	0-57	C9
33	Frame - Side	0-56	F9
23	Frame - Upper	0-56	E1
30	Gap Control	0-56	F3
58	Gripper Bar - C.D.	0-57	D9
45	Hold Down Roller Assembly	0-57	B11
59	Idler Shaft assembly - C.D.	0-57	D11
28	Impression Cylinder	0-56	E11

MODEL 8805/8820 OFFSET DUPLICATOR

TABLE OF CONTENTS

<u>Figure</u>	<u>Description</u>	<u>Card</u>	<u>Location</u>
28A	Impression Cylinder - 8805 A	0-56	E13
29	Impression Cylinder Support Arms	0-56	F1
13	Ink Distributor Roller	0-56	C5
18	Ink Metering Assembly	0-56	D1
19	Ink Metering Linkage	0-56	D3
52	Machine Speed Control	0-57	C11
37	Main Tie Bar - Part I	0-57	A9
38	Main Tie Bar - Part II	0-57	A11
20	Master Cylinder	0-56	D5
20A	Master Cylinder - 8805 A	0-56	D7
20B	Master Cylinder - 8805 G/TG	0-56	D9
24	Master Cylinder Lever Assemblies	0-56	E3
21	Master Cylinder Support Arms	0-56	D11
22	Operation Control Lever	0-56	D13
67	Paper Back Stop - C.D.	0-57	E13
35	Paper Feed Mechanism	0-56	F13
64	Paper Guide Assemblies - C.D.	0-57	E7
1	Paper Guides and Mounting Bar	0-56	A9
40	Paper Hight Adjustment	0-57	B1

MODEL 8805/8820 OFFSET DUPLICATOR

TABLE OF CONTENTS

<u>Figure</u>	<u>Description</u>	<u>Card</u>	<u>Location</u>
26	Print Adjusting Assemblies	0-56	E7
65	Receiving Tray - C.D.	0-57	E9
3	Receiving Tray - Machine	0-56	A13
12	Rider Rollers	0-56	C3
66	Safety Guards and Switches - C.D.	0-57	E11
4	Safety Guards - Feed End	0-56	B1
6	Safety Guards - Receiving Tray	0-56	B5
5	Safety Guards - Top	0-56	B3
57	Sprocket Shaft and Paper Guide - C.D.	0-57	D7
39	Sucker Foot Assembly	0-57	A13
46	Switch Box - Part I	0-57	B13
47	Switch Box - Part II	0-57	C1
7	Switches - Safety Guards	0-56	B7
55	Tubing - Air & Vacuum	0-57	D3
42	Vacuum Make & Brake Control	0-57	B5
11	Waver and Oscillating Roller	0-56	C1
14	Waver Roller	0-56	C7
69	Worklight Assembly	0-57	F3

parts catalog...

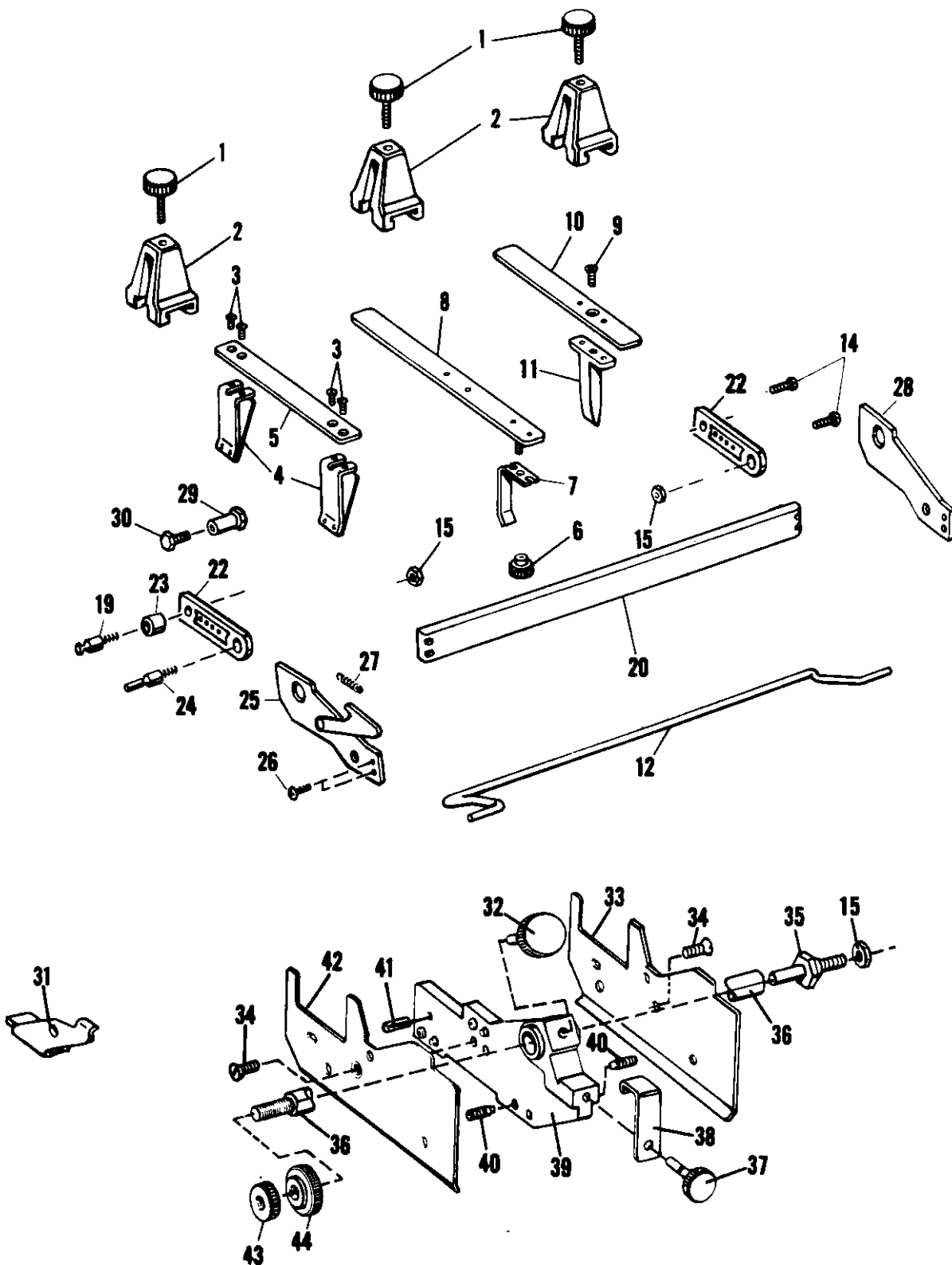


FIGURE 1 MODEL 8805/8820
Paper Guides and Mounting Bar

parts catalog

Index No.	Part No.	MODEL 8805/8820 - Figure 1 Description	Units Per Assy.
1	073394	SCREW - Thumb	3
2	073385	CLAMP - Adjusting	3
3	014225	SCREW - 8-32 x 1/4	4
4	073472	SPRING - Guide Retainer	2
5	073469	PLATE - Retainer	1
6	072292	NUT - Thumb	1
7	073467	GUIDE - Back	1
8	073468	PLATE - Center	1
9	014171	SCREW - 10-32 x 3/4	1
10	073463	PLATE - Retainer Holder	1
11	073464	GUIDE - Side	1
12	078429	WEIGHT - Paper, Standard	1
12	074652	WEIGHT - Paper, Light Weight	1
14	111075	SCREW - 1/4-28 x 7/8	2
15	150085	NUT - 1/4-28	5
19	072197	STUD	2
20	076888	BAR - Mounting, Long Swing Up	1
22	076893	STOP - Paper Guides, Swing Up Bar	2
23	195367	SPACER - .255 I.D. x .437 O.D. x .377	4
24	195327	ANCHOR - Spring	1
25	076890	SIDE PLATE - O.S., Swing Up Guide Bar	1
26	111055	SCREW - 10-32 x 9/16	4
27	192142	SPRING - .243 O.D. x .720 O.A.L.	1
28	076889	SIDE PLATE - Swing Up Guide Bar, N.O.S.	1
29	195359	NUT - Adapter, Latch	1
30	014230	SCREW - 1/4-28 x 1/2	1
31	076887	BRACKET - Stop	1
 <u>For M-8805 G/TG Only</u> 			
8	010474	PLATE - Center, M-8805 G	1
32	073394	KNOB - Lock, 1/4-28 x 5/8	1
33	075885	PLATE - Micro Guide, N.O.S.	1
34	100583	SCREW - Guide Plate Mounting, 1/4-28 x 1/2	2
35	194897	STUD - Micro Guide Adjusting	1
36	075886	SHAFT - Micro Guide	1
37	075890	KNOB - Lock, 1/4-28 x 1-1/32	1
38	075888	PLATE - Retainer	1
39	075883	BRACKET ASSEMBLY - Micro Guide Adjustment	1
40	100177	SCREW - Set, (Nyllok), 1/4-28 x 1/2	6
41	100579	PIN - Roll, .199 O.D. x .640 O.A.L.	1
42	075884	PLATE - Micro Guide, O.S.	1
43	075887	KNOB - Micro Guide, 3/8-24	1
44	011628	KNOB - Micro Guide	1

parts Catalog

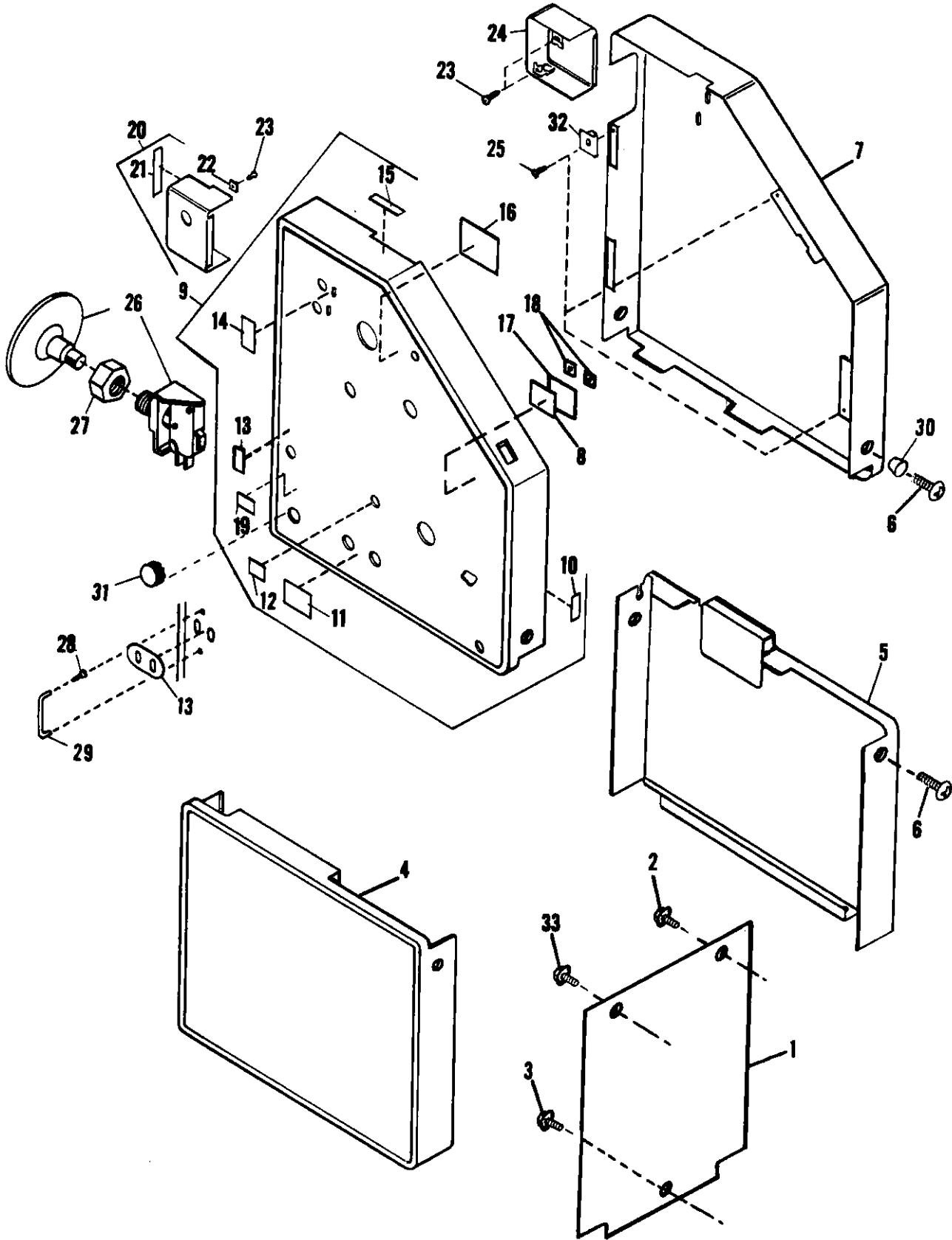


FIGURE 2 MODEL 8805/8820
Covers and Emergency Stop Switch

parts catalog

Index No.	Part No.	MODEL 8805/8820 - Figure 2 Description	Units Per Assy.
1	010321	PANEL - Rear	1
2	111073	SCREW - 1/4-28 x 5/8 (Cable)	1
3	111087	SCREW - 5/16-24 x 1/2	1
4	017527	COVER ASSEMBLY - Lower, O.S. (M-8805/10 1st Design)	1
4	087829	COVER ASSEMBLY - Lower, O.S. M-8805/10	1
4	087830	COVER ASSEMBLY - Lower, O.S. M-8815/20	1
5	010072	COVER ASSEMBLY - Lower, N.O.S. (1st Design)	1
5	087833	COVER ASSEMBLY - Lower, N.O.S.	1
6	196222	SCREW - Painted, 10-32 x 5/8	8
7	010070	COVER ASSEMBLY - Upper, N.O.S. (1st Design)	1
7	087800	COVER ASSEMBLY - Upper, N.O.S.	1
8	010109	NAME PLATE - (M-8805)	1
8	010119	NAME PLATE - (M-8810)	1
8	010541	NAME PLATE - (M-8815)	1
8	010030	NAME PLATE - (M-8820)	1
9	010067	COVER ASM. - O.S. (M-8805/10 1st Design)	1
9	018499	COVER ASM. - O.S. W/Emergency Stop (M-8805/10 2nd Design) .	1
9	087806	COVER ASM. - O.S. W/Emergency Stop M-8805/10	1
9	010042	COVER ASM. - O.S. (M-8820 1st Design)	1
9	087813	COVER ASM. - O.S. (M-8820)	1
10	017605	DECAL - Paper Height Regulator	1
11	017606	DECAL - Air, Vac.	1
12	017604	DECAL - Buckle	1
13	010188	DECAL - On/Off	1
13	018316	PLATE - On/Off, M-8820	1
14	017607	DECAL - Form Rollers	1
15	017603	DECAL - Water Control	1
16	017608	DECAL - Operation Control	1
17	013844	FRAME - Name Plate	1
18	001891	NUT - Speed, .125	2
19	010187	DECAL - Speed	1
20	017537	COVER ASSEMBLY - Ink, O.S.	1
21	017541	DECAL - Ink	1
22	001884	NUT - Speed, #8	2
23	014311	SCREW - 8-15 x 5/8	4
24	017539	COVER ASSEMBLY - Ink, N.O.S.	1
25	001631	SCREW - 10-32 x 7/16 (1st Design)	6
25	101145	SCREW - #10 x 3/4	6
26	253001	SWITCH ASSEMBLY - Emergency Stop	1
27	195983	NUT - 15/32-32 x .562 O.A.L.	1
28	111033	SCREW - 8-32 x 5/16, M-8820	2
29	080028	GUARD - Switch, M-8820	1
30	100485	WASHER - Lock, Countersunk #10	12
31	191978	PLUG - Hole, 7/8"	1
32	101144	NUT - Speed, #10	6
33	111069	SCREW - 1/4-28 x 3/8	1
<u>For M-8805 G/TG Only</u>			
8	010496	NAMEPLATE - (M-8805 G)	1
8	010542	NAMEPLATE - (M-8815 TG)	1
8	010543	NAMEPLATE - (M-8820 TG)	1
9	010320	COVER ASM. - O.S. (M-8805 G 1st Design)	1
9	087813	COVER ASM. - O.S. (M-8805 G)	1
31	101370	PLUG - Hole, 3/4" (M-8805 G)	1

parts catalog

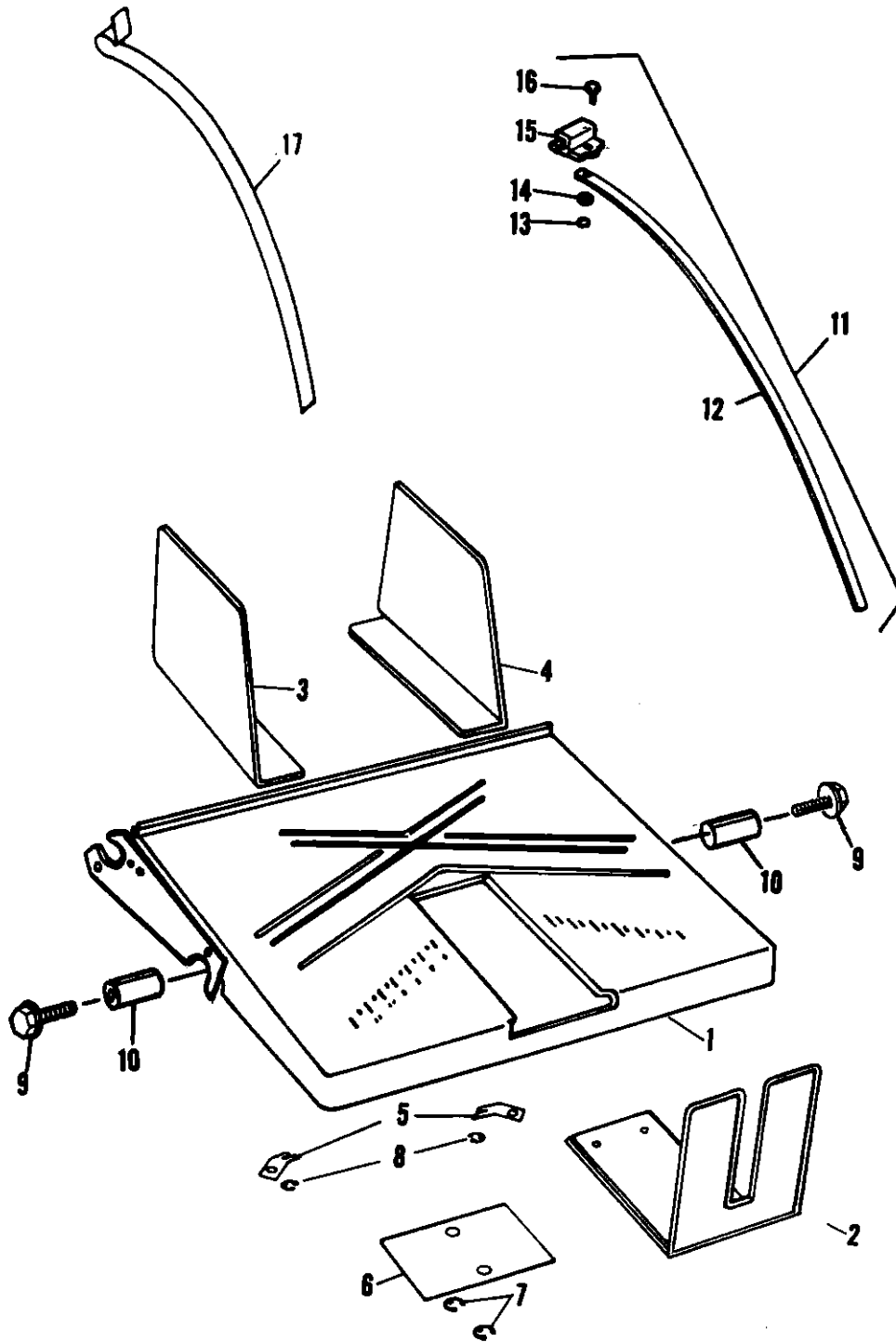


FIGURE 3 MODEL 8805/8820
Receiving Tray Assembly

parts catalog...

Index No.	Part No.	MODEL 8805/8820 - Figure 3 Description	Units Per Assy.
1	010221	RECEIVING TRAY	1
2	010223	BACK STOP ASSEMBLY	1
3	010226	GUIDE ASSEMBLY - N.O.S.	1
4	010225	GUIDE ASSEMBLY - O.S.	1
5	077037	SPRING - Guide	2
6	066035	SPRING - Plate	1
7	001060	RING - Retaining, .204 I.D.	2
8	001097	RING - Retaining, .182 I.D.	4
9	111089	SCREW - 5/16-24 x 5/8	2
10	196470	STUD	2
11	072792	TRAY BAIL ASSEMBLY (Old Design)	1
12	072797	TRAY BAIL	1
13	014507	RING - Retaining, .095 I.D. x .019	1
14	001747	WASHER - .218 I.D. x .375 O.D. x .029	1
15	064086	BRACKET - Tray Bail	1
16	072756	STUD - Shoulder	1
17	010364	TRAY BAIL ASSEMBLY	1

parts catalog...

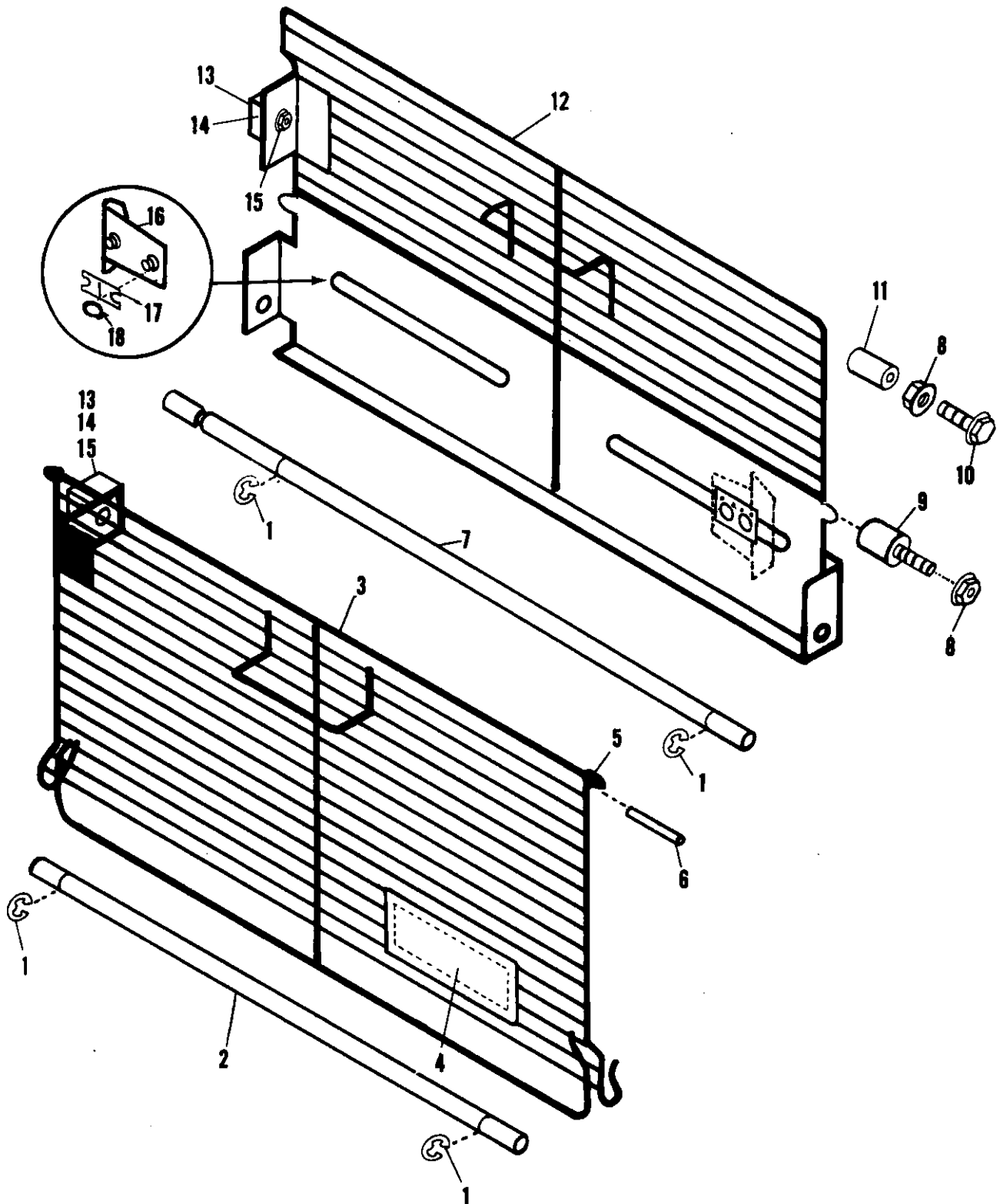


FIGURE 4 MODEL 8805/8820
Safety Guards - Feed End

parts catalog...

Index No.	Part No.	MODEL 8805/8820 - Figure 4 Description	Units Per Assy.
1	001060	RING - Retaining, .208 I.D.	4
2	076834	SHAFT - Blanket Guard	1
3	010408	GUARD - Blanket	1
4	072258	DECAL	1
5	101944	BUMPER	1
6	100131	PIN - Roll, .199 O.D. x 1.230 O.A.L.	1
7	076838	SHAFT - Master Guard	1
8	150085	NUT - 1/4-28	2
9	196327	SCREW - Stop, Special	1
10	111075	SCREW - 1/4-28 x 7/8	1
11	194689	TUBING	1
12	010409	GUARD - Master	1
13	101366	SCREW - Brass, 6-32 x 7/16	1
14	194847	MAGNET - Blanket Guard	1
14	196140	MAGNET - Mastert Guard	1
15	150080	NUT - 6-32	1
16	007988	GUIDE - Spring	2
17	027291	SPRING - Strip	2
18	014463	RING - Retaining, .183 I.D.	2
For Other Than 115V. 60Hz. or 115V. 50/60 Hz. Dual Usage			
1	001984	PIN - Roll, 3/32 O.D. x 5/8 O.A.L.	1
2	010376	SHAFT ASSEMBLY - Blanket, W/Actuator	1
3	010432	GUARD - Blanket	1
7	010374	SHAFT ASSEMBLY - Master, W/Actuator	1
12	010424	GUARD - Master	1
19	010390	BRACKET - SW. Mount, Blanket Cyl. (Not Illustrated)	1
20	010428	BRACKET - SW. Mount, Master Cyl. (Not Illustrated)	1
21	253211	SWITCH - Safety Guards, (Not Illustrated)	2

parts catalog...

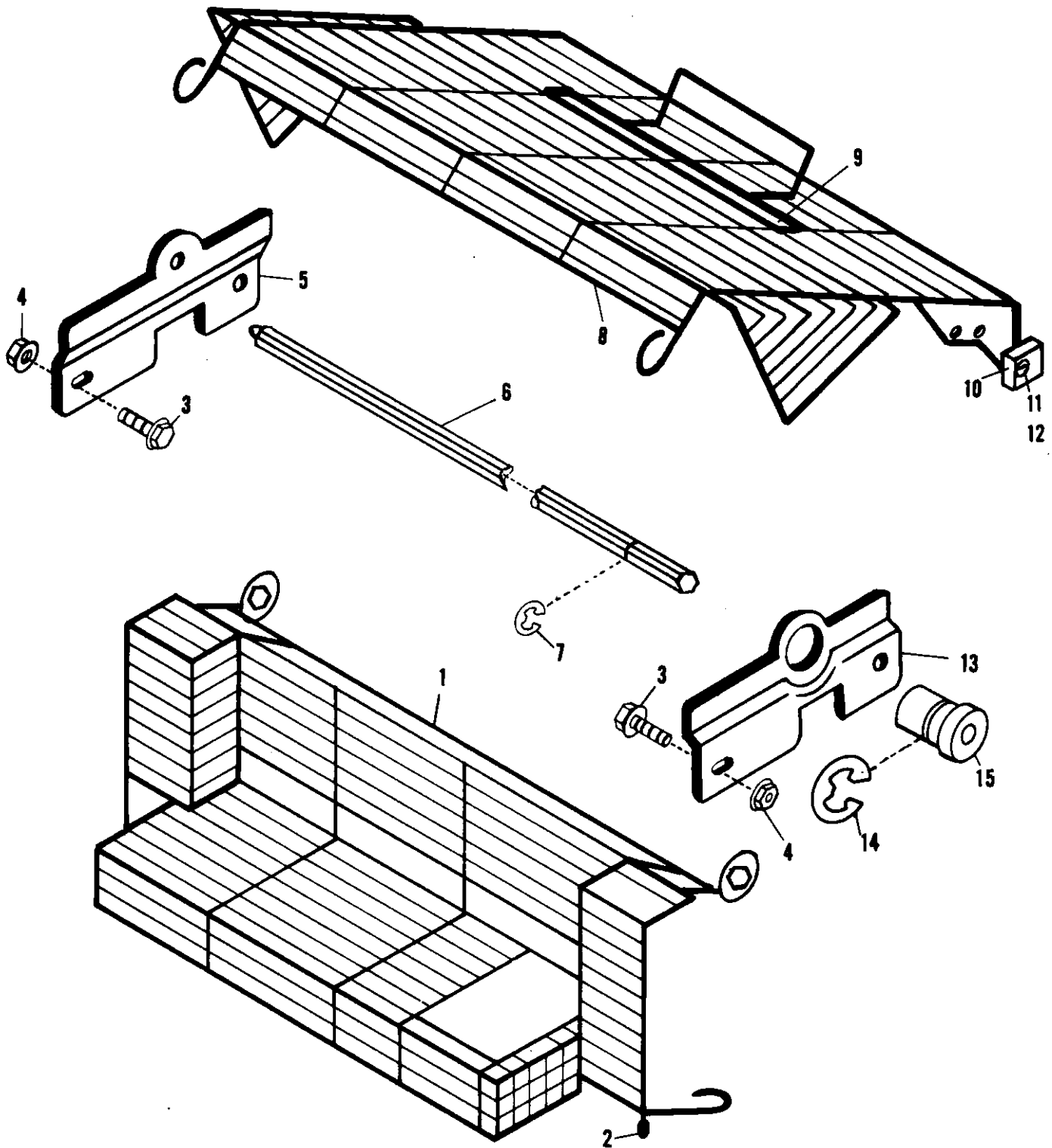


FIGURE 5 MODEL 8805/8820
Safety Guards - Top

parts catalog

Index No.	Part No.	MODEL 8805/8820 - Figure 5 Description	Units Per Assy.
1	010406	GUARD - Aquatic	1
2	101944	BUMPER	1
3	111070	SCREW - 1/4-28 x 7/16	4
4	150085	NUT - 1/4-28	4
5	010378	BRACKET - O.S.	1
6	010382	SHAFT - Guard	1
7	001060	RING - Retaining, .208 I.D.	1
8	010407	GUARD - Ink	1
9	076897	DECAL	1
10	196140	MAGNET	1
11	101366	SCREW - Brass, 6-32 x 7/16	1
12	150080	NUT - 6-32	1
13	010379	BRACKET - N.O.S.	1
14	001073	RING - Retaining, .577 I.D.	1
15	196678	BUSHING	1
For Other 115V. 60Hz. or 115V. 50/60 Hz. Dual Usage			
6	010384	SHAFT ASSEMBLY - Guard	1
8	010422	GUARD - Ink	1
15	010389	CAM ASSEMBLY	1
16	014291	PIN - Roll, .131 O.D. x 13/16 O.A.L. (Not Illustrated) ..	1
17	010405	BRACKET ASSEMBLY - Switches, (Not Illustrated)	1
18	253211	SWITCH - Safety, Guards (Not Illustrated)	2
19	010342	INSULATOR - Switch, (Not Illustrated)	2
20	101983	SCREW - 6-32 x 1 5/8 (Not Illustrated)	3
21	010388	COVER - Switches, (Not Illustrated)	1

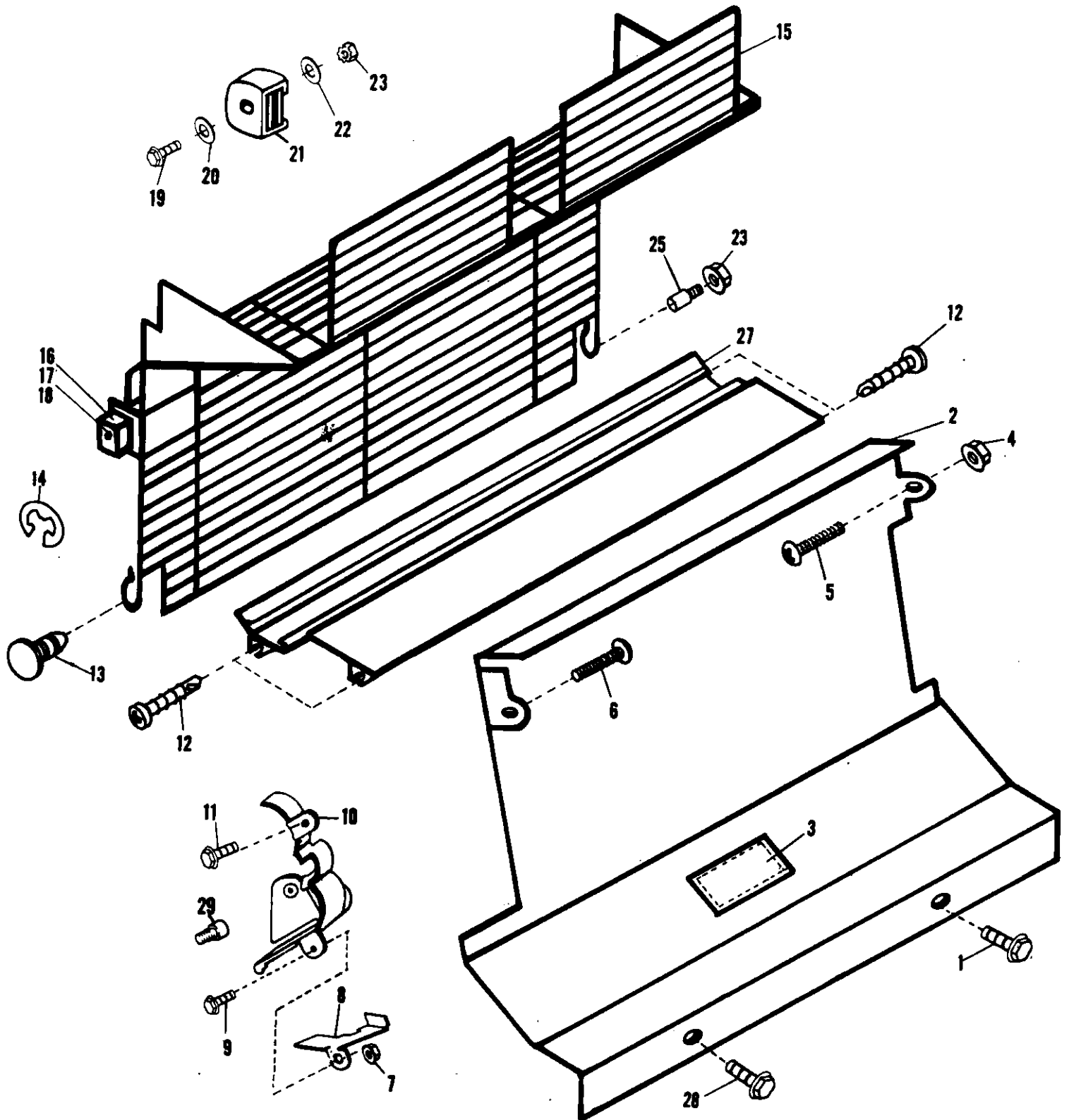


FIGURE 6 MODEL 8805/8820
Safety Guards - Receiving Tray

parts catalog...

Index No.	Part No.	MODEL 8805/8820 - Figure 6 Description	Units Per Assy.
1	111069	SCREW - 1/4-28 x 3/8 O.S.	1
2	010169	GUARD - Tray	1
3	076898	DECAL	1
4	150085	NUT - 1/4-28	2
5	100657	SCREW - 10-32 x 5/8	1
6	001575	SCREW - 10-32 x 5/16	1
7	014248	NUT - 10-32	2
8	010162	SHIELD	1
9	111058	SCREW - 10-32 x 7/8	1
10	076869	GUARD - Rear	1
11	111054	SCREW - 10-32 x 1/2	1
12	101976	SCREW - 1/4-20 x 3/4	2
13	010419	STUD	1
14	001080	RING - Retaining, .302 I.D.	2
15	010410	GUARD - Impression	1
16	194847	MAGNET	1
17	101366	SCREW - Brass, 6-32 x 7/16	1
18	150080	NUT - 6-32	1
19	110073	SCREW - 10-32 x 1	2
19	111060	SCREW - 10-32 x 1 1/8 (Old Design)	1
20	015490	WASHER - .190 I.D. x 5/8 O.D.	1
21	076835	CATCH - Magnetic	2
22	073544	SPACER	2
23	014808	NUT - 1/4-28	3
25	074717	STUD	1
27	010365	GUARD - Delivery Roller	1
28	111073	SCREW - 1/4-28 x 5/8 N.O.S.	1
29	100863	SCREW - Cap, 10-32 x 1/4 (Rec. Tray End Play)	1
For Other Than 115V. 60HZ. or 115V 50/60 HZ. Dual Usage			
15	010341	GUARD - Impression	1
28	010399	BRACKET ASSEMBLY - Imp. SW. (Not Illustrated)	1
29	010402	ACTUATOR ASSEMBLY - Imp SW. (Not Illustrated)	1
30	253211	SWITCH - Impression Guard, (Not Illustrated)	1
31	100961	SCREW - 6-32 x 7/8 (Not Illustrated)	2
32	190731	NUT-PLATE - (Not Illustrated)	1

parts Catalog...

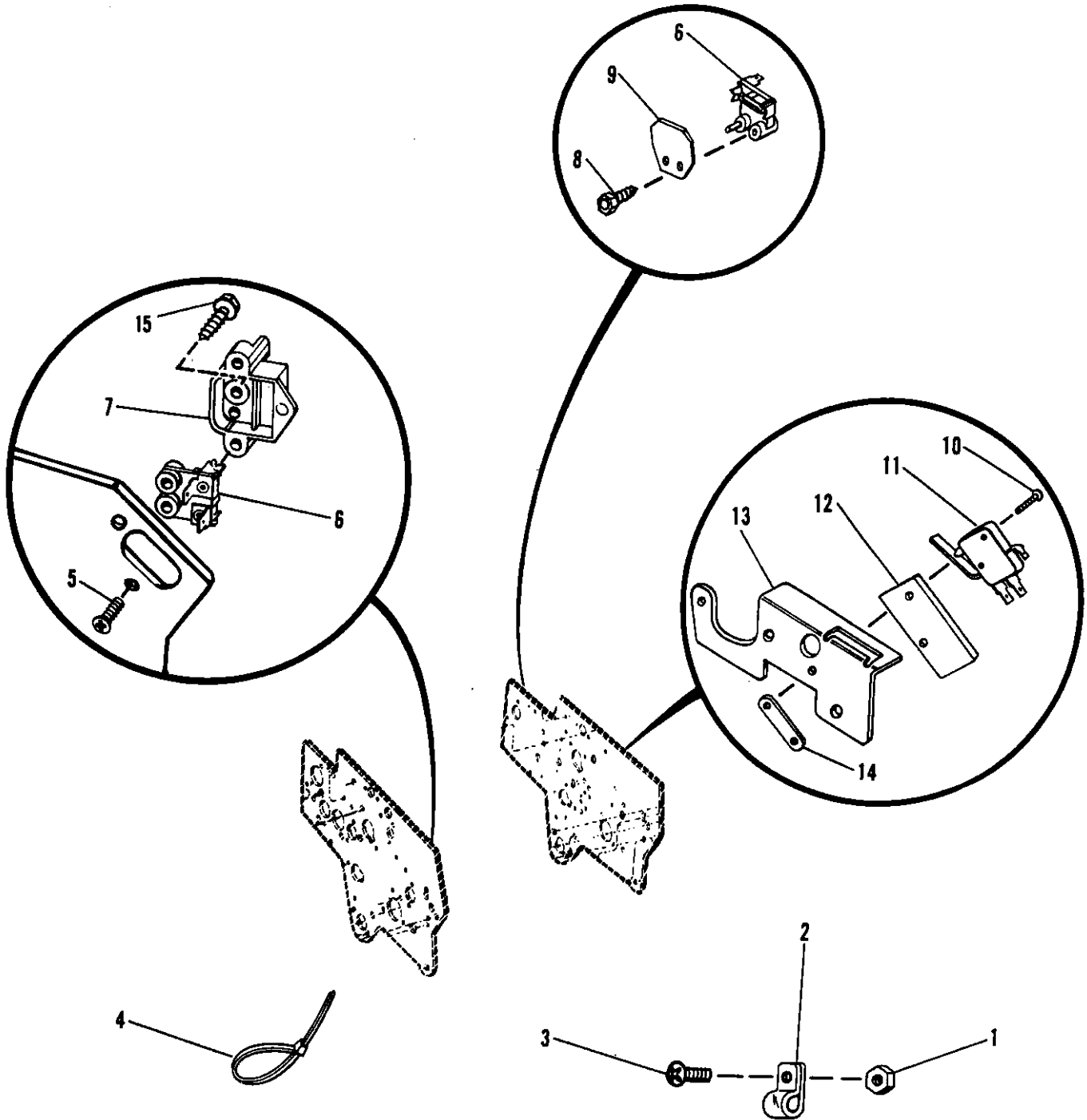


FIGURE 7 MODEL 8805/8820
Switches - Safety Guards

parts catalog

Index No.	Part No.	MODEL 8805/8820 - Figure 7 Description	Units Per Assy.
1	014808	NUT - 10-32	4
2	250221	CLAMP - Nylon, 5/16 I.D. #10 Screw	11
2	250098	CLAMP - Nylon, 3/8 I.D. #8 Screw	3
2	200050	CLAMP - Nylon, 3/8 I.D. #10 Screw	2
2	251373	CLAMP - Alum. 5/8 I.D. #10 Screw	2
3	001555	SCREW - 10-32 x 1/2	5
4	250077	TIE - Cable	4
5	014203	SCREW - 10-32 x 5/8	2
6	076864	SWITCH ASSEMBLY - Reed	2
7	007815	COVER - Reed Switch	1
8	101165	SCREW - 10-16 x 5/8	2
9	007932	SHIELD - Reed Switch	1
10	111006	SCREW - 4-40 x 9/16	2
11	250137	SWITCH - Micro, S.P.D.T.	1
12	006917	INSULATION - Switch	1
13	007957	BRACKET - Switch Mounting	1
14	190555	PLATE - Nut	1
15	120032	SCREW - #10 x 1/2	1

parts Catalog...

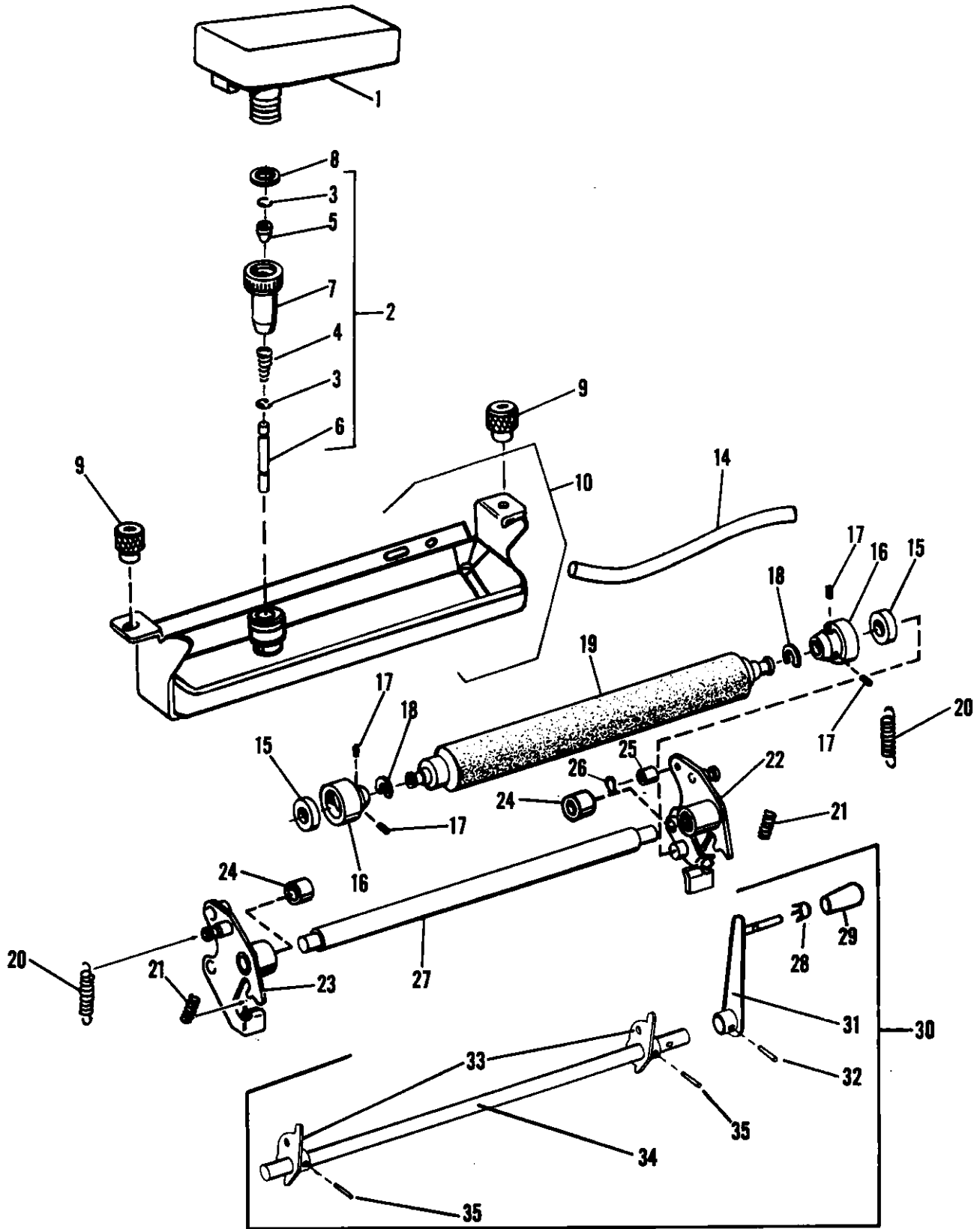


FIGURE 8 MODEL 8805/8820
Aquamatic - Part I

parts catalog...

Index No.	Part No.	MODEL 8805/8820 - Figure 8 Description	Units Per Assy.
1	012141	BOTTLE - Repellent	1
2	017747	VALVE ASSEMBLY	1
3	014507	RING - Retaining, .095 I.D.	2
4	073308	SPRING - Valve Pin	1
5	040868	SEAL - Bottle Cap	1
6	080536	VALVE PIN	1
7	017820	CAP - Bottle	1
8	080583	WASHER - Rubber	1
9	080581	KNOB	2
10	072191	TROUGH ASSEMBLY - VALOX, M-8805	1
10	073530	TROUGH ASSEMBLY - Stainless Steel, M-8820	1
14	191586	HOSE	1
15	080505	BEARING	2
16	080504	HOUSING - Bearing	2
17	014372	SCREW - Set, 10-32 x 1/4	4
18	014518	RING - Retaining, .395 I.D.	2
19	076184	ROLLER - Ductor, Rubber	1
20	073542	SPRING - 3/8 O.D. x 1-5/16 O.A.L.	2
21	073540	SPRING - Compression, 13/32 O.D. x 1-1/2 O.A.L.	2
22	080541	CARRIER ASSEMBLY - N.O.S.	1
23	080539	CARRIER ASSEMBLY - O.S.	1
24	001416	BUSHING	2
25	064059	ROLLER	2
26	001096	RING - Retaining, .190 I.D.	2
27	073532	TIE BAR	1
28	072052	CLIP - Lock	1
29	011371	KNOB	1
30	010177	SHAFT ASSEMBLY	1
31	*017708	LEVER ASSEMBLY	1
32	001978	PIN - Roll, .135 O.D. x .765 O.A.L.	1
33	*007958	CAM ASSEMBLY	2
34	*076821	SHAFT	1
35	195396	PIN - Taper, .6250 O.A.L.	2
	*	Not Procurable Separately	
		<u>For M-8805 G/TG Only</u>	
19	073824	ROLLER - Ductor M-8805 G/TG	1

parts catalog...

Index No.	Part No.	MODEL 8805/8820 - Figure 9 Description	Units Per Assy.
1	111089	SCREW - 5/16-24 x 5/8	2
2	010148	FRAME - O.S.	1
3	007966	FRAME - N.O.S.	1
4	191384	WASHER - .255 I.D.	2
5	003578	NUT - 1/4-20	2
6	001099	RING - Retaining, .283 I.D.	2
7	080524	SCREW - Shoulder	2
8	012422	DUCTOR GEAR ASSEMBLY	2
9	001772	WASHER - Spring, 3/8 I.D.	1
10	082050	GEAR	1
11	001750	WASHER - .328 I.D.	1
12	004074	WASHER - 9/16 I.D.	1
13	064189	SCREW - Lock	1
14	080505	BEARING	2
15	001080	RING - Retaining, .302 I.D.	2
16	014390	SCREW - Set, 1/4-28 x 1/4	2
17	080599	GEAR	1
18	076315	ROLLER - Rough, Copper	1
19	080591	HOUSING - Bearing	1
20	014372	SCREW - Set, 10-32 x 1/4	2
21	150085	NUT - 1/4-28	2
22	111073	SCREW - 1/4-28 x 5/8	1
<u>For M-8805 G/TG Only</u>			
18	012840	ROLLER - Rough, Copper M-8805 G/TG	1

parts catalog...

Index No.	Part No.	MODEL 8805/8820 - Figure 10 Description	Units Per Assy.
1	014304	SCREW - 1/4-28 x 1-1/2	1
2	001832	NUT - 1/4-28	2
3	072953	SPRING - Compression, 5/16 O.D. x 5/8 O.A.L.	1
4	021150	WASHER - .256 I.D.	2
5	014793	WASHER - 17/64 I.D.	2
6	001080	RING - Retaining, .306 I.D.	1
7	150085	NUT - 1/4-28	1
8	080537	STUD	1
9	017548	LEVER ASSEMBLY	1
10	072052	SPRING - Lock	1
11	011371	HANDLE	1
12	073244	ECCENTRIC SHAFT AND PINION ASSEMBLY	1
13	000006	PIN - Taper, .5820 O.A.L.	1
14	*073246	GEAR	1
15	*073245	SHAFT	1
16	111068	SCREW - 1/4-28 x 5/16	2
17	040782	SPRING - Tension, .318 O.D. x 1-7/32 O.A.L.	2
18	073252	BUSHING	1
19	073250	LEVER ASSEMBLY - N.O.S.	1
20	073248	LEVER ASSEMBLY - O.S.	1
21	071566	LEVER - O.S.	1
22	071567	LEVER - N.O.S.	1
23	014605	BUSHING	1
24	057507	RIVET	1
25	070125	TRUCK	1
26	014808	NUT - 10-32	1
28	190118	STUD	1
29	190103	TRUCK	1
30	001094	RING - Retaining, .253 I.D.	2
31	014805	NUT - 7/16-20	1
32	043097	WASHER - Lock, .456 I.D.	1
33	193606	STUD	1
34	021203	WASHER - 1/4 I.D. x 1/2 O.D. x 1/32	2
	*	Not Procurable Separately	

parts Catalog...

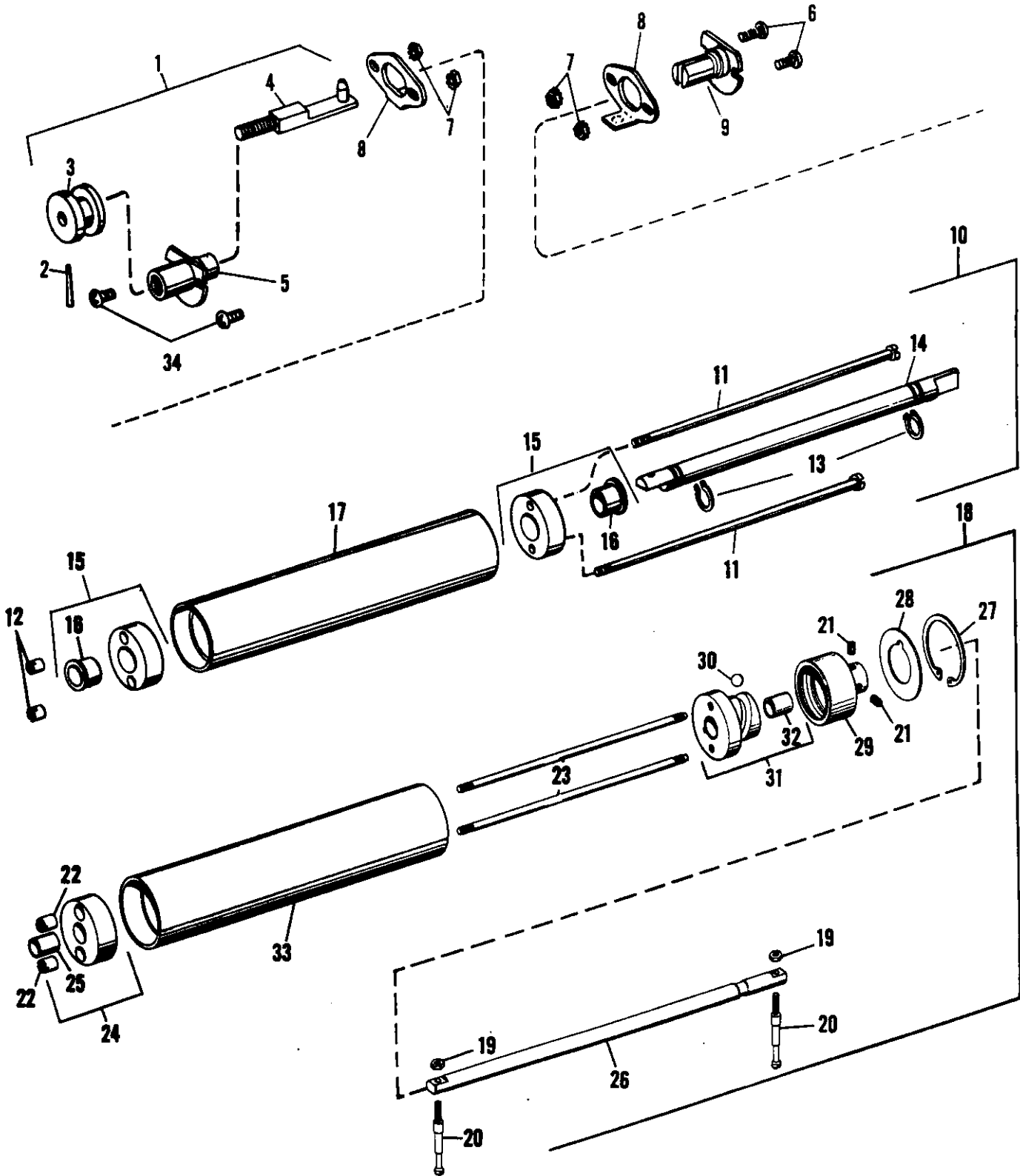


FIGURE 11 MODEL 8805/8820
Waver and Oscillating Rollers

parts Catalog...

Index No.	Part No.	MODEL 8805/8820 - Figure 11 Description	Units Per Assy.
1	073011	COUPLE ASSEMBLY	1
2	000014	PIN - Taper, 1.127 O.A.L.	1
3	*073014	COUPLING	1
4	*073012	SHAFT	1
5	084413	GUIDE	1
6	111073	SCREW - 1/4-28 x 5/8	2
7	150085	NUT - 1/4-28	4
8	080295	BRACKET	2
9	084412	GUIDE	1
10	076189	ROLLER ASSEMBLY - Ink and Repellent Roller	1
11	190391	SCREW - 1/4-28 x 10-1/2	2
12	196475	NUT - Special	2
13	001048	RING - Retaining, .470 I.D.	2
14	076193	SHAFT	1
15	076194	CAP	2
16	190387	BUSHING	2
17	076191	ROLLER - Nylon 11 1/8 O.A.L.	1
18	071514	ROLLER ASSEMBLY - Oscillating Rider	1
19	001804	NUT - 10-32	2
20	073193	SCREW - Special Pin	2
21	014390	SCREW - Set, 1/4-28 x 1/4	2
22	196475	NUT - Special	2
23	076026	ROD - Tie	2
24	080694	PLUG	1
25	001497	BUSHING - .504 I.D. x .629 O.D. x .625 O.A.L.	1
26	076029	SHAFT	1
27	014523	RING - Retaining, 2.456 I.D.	1
28	080698	GUARD	1
29	080263	CAP	1
30	080699	BALL	1
31	080695	PLUG AND CAM ASSEMBLY	1
32	001497	BUSHING - .504 I.D. x .629 O.D. x .625 O.A.L.	1
33	071516	ROLLER - Nylon	1
34	111074	SCREW - 1/4-28 x 3/4	2
	*	Not Procurable Separately	
		<u>For M-8805 G/TG Only</u>	
10	071534	ROLLER ASSEMBLY - Ink and Repellent Roller, M-8805 G	1
11	191356	SCREW - 1/4-28 x 9 21/32, M-8805 G	2
17	071536	ROLLER - Nylon 10 5/16 O.A.L. M-8805 G	1

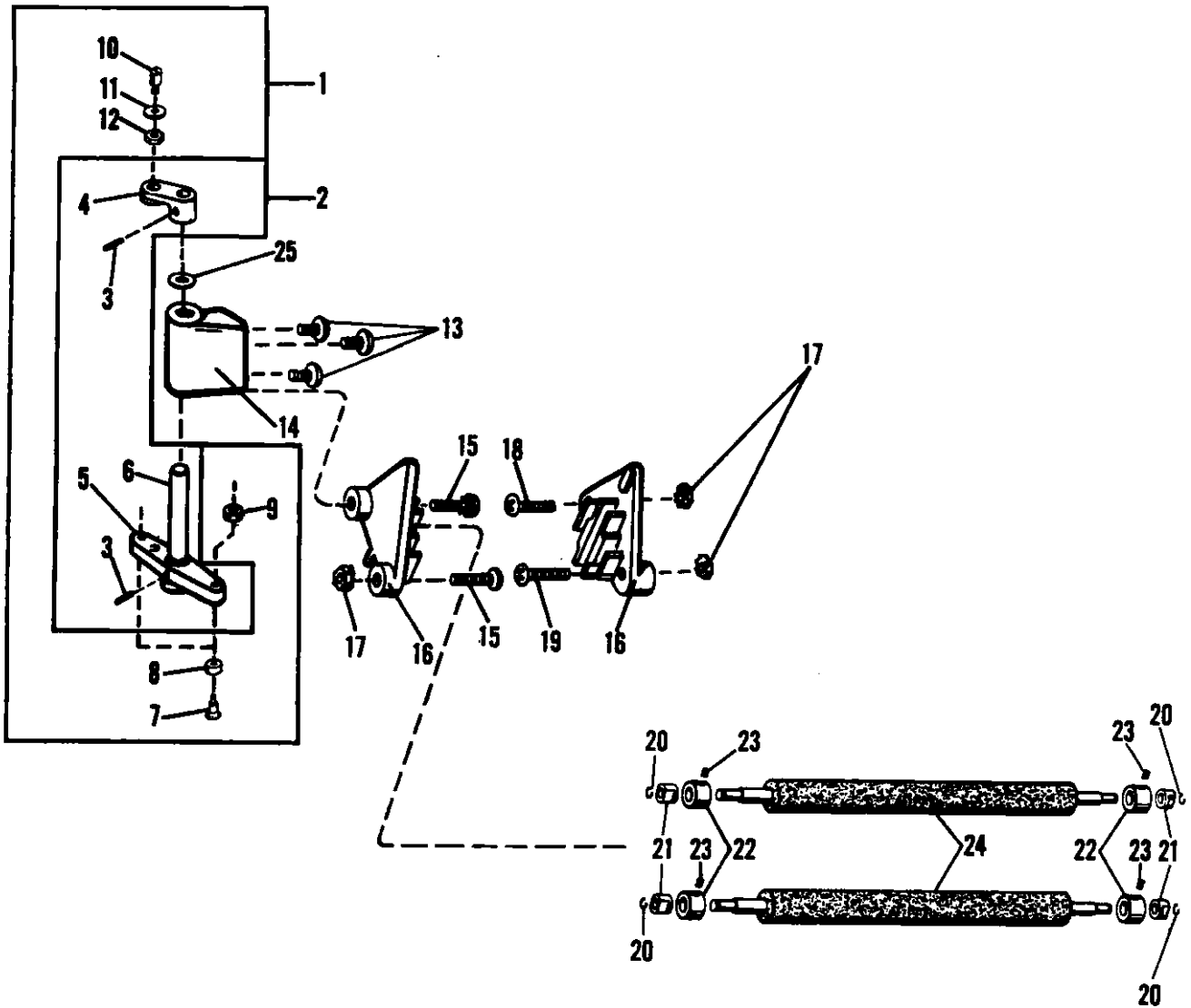


FIGURE 12 MODEL 8805/8820
Rider Roller

parts Catalog...

Index No.	Part No.	MODEL 8805/8820 - Figure 12 Description	Units Per Assy.
1	087496	WAVER LEVER AND SHAFT ASSEMBLY	1
2	087497	LEVER AND SHAFT ASSEMBLY	1
3	192900	PIN - Taper, .750 O.A.L.	2
4	*073116	LEVER	1
5	*080297	LEVER	1
6	*080317	SHAFT	1
7	080298	SCREW - Shoulder, 10-32	2
8	080299	TRUCK	2
9	101051	NUT - 10-32	2
10	073339	SCREW - Eccentric	1
11	001702	WASHER - .195 I.D.	1
12	001812	NUT - 10-32	1
13	111073	SCREW - 1/4-28 x 5/8	3
14	073108	BRACKET - Waver	1
15	111076	SCREW - 1/4-28 x 1.000	2
16	073234	BRACKET - Oscillating Rider Roller.....	2
17	150085	NUT - 1/4-28	3
18	111077	SCREW - 1/4-28 x 1-1/8	1
19	111079	SCREW - 1/4-28 x 1-1/2	1
20	001778	RING - Retaining, .222 I.D.	2
21	073004	BUSHING	2
22	073152	COLLAR	2
23	001207	SCREW - Set, 8-32 x 3/16	2
24	076908	ROLLER - Rider, Rubber	2
25	192766	WASHER - .385 I.D.	2
	*	Not Procurable Separately	

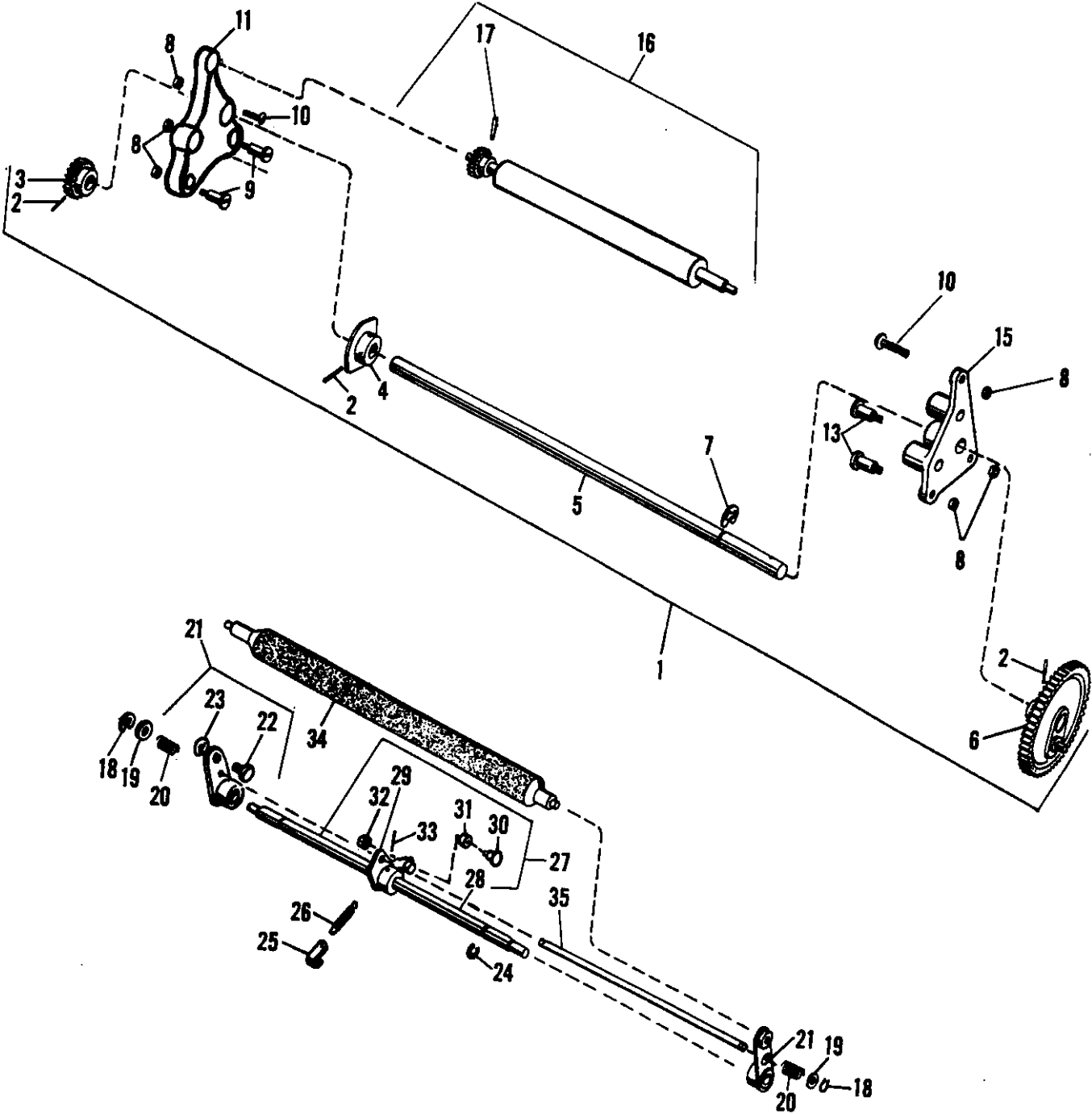


FIGURE 13 MODEL 8805/8820
Ink Distributor and Ductor Rollers

parts catalog

Index No.	Part No.	MODEL 8805/8820 - Figure 13 Description	Units Per Assy.
1	076728	CAM SHAFT	1
2	001956	PIN - Taper, .968 O.A.L.	3
3	*073049	GEAR	1
3	079912	GEAR - Field Repl. Only (Use 001987 Roll Pin)	1
4	*073050	CAM	1
5	*073048	SHAFT	1
6	*076727	GEAR	1
7	001094	RING - Retaining, .399 I.D.	1
8	150085	NUT - 1/4-28	3
9	073123	SCREW - Shoulder, 1/4-28	2
10	014180	SCREW - 1/4-28 x 1.000	2
11	073120	BEARING BRACKET - N.O.S	1
13	073094	SCREW - Shoulder, 1/4-28	2
15	073091	BEARING BRACKET - O.S.	1
16	076199	ROLLER ASSEMBLY - Nylon	1
17	101332	PIN - Spiral, .103 O.D. x .760 O.A.L.	1
18	001049	RING - Retaining, .227 I.D.	2
19	021203	WASHER - .254 I.D.	2
20	054409	SPRING - Compression, 21/64 I.D. x 1-3/16 O.A.L.	2
21	084422	LEVER ASSEMBLY	2
22	084421	BUSHING	1
23	001047	RING - Retaining, .354 I.D.	1
24	001098	RING - Retaining, .346 I.D.	2
25	073107	ANCHOR - Spring	1
26	072625	SPRING - 11/32 O.D. x 1-1/8 O.A.L.	1
27	076670	SHAFT ASSEMBLY	1
28	*073061	SHAFT	1
29	*076672	LEVER ASSEMBLY	1
30	077459	SCREW - Eccentric	1
31	193774	TRUCK	1
32	150083	NUT - 10-32	1
33	000010	PIN - Taper, .875 O.A.L.	1
34	076909	ROLLER - Ductor, Rubber	1
35	076671	BAR	1
	*	Not Procurable Separately	

parts catalog...

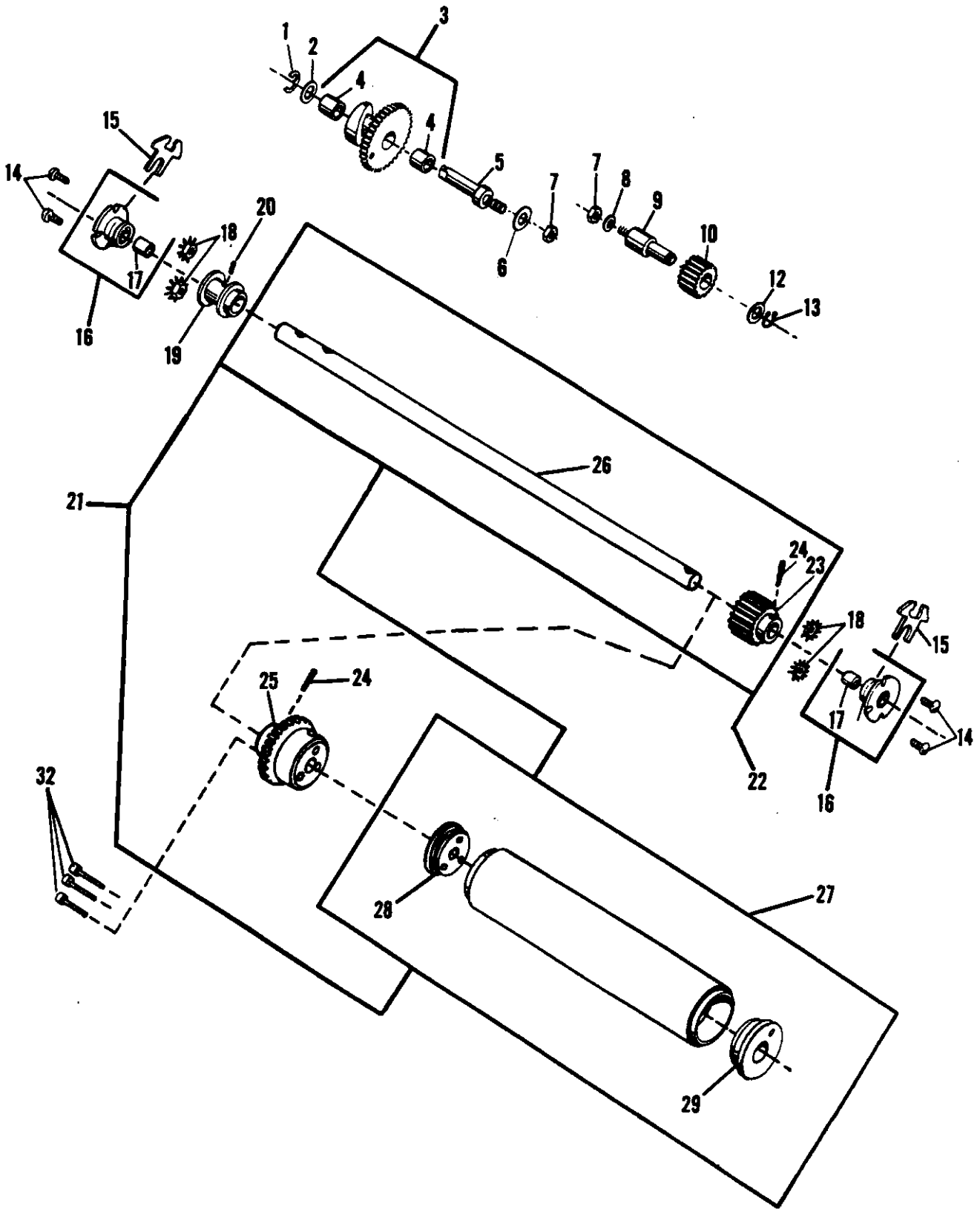


FIGURE 14 MODEL 8805/8820
Waver Roller

parts catalog

Index No.	Part No.	MODEL 8805/8820 - Figure 14 Description	Units Per Assy.
1	100576	RING - Retaining, .469 I.D.	1
2	191289	WASHER - .504 I.D.	1
3	073043	WAVER AND CAM GEAR ASSEMBLY	1
4	001432	BUSHING	2
5	080349	STUD	1
6	001721	WASHER - .380 I.D.	1
7	190254	NUT - 3/8-24	1
8	014750	WASHER - Lock, .391 I.D. x .687 O.D.	1
9	195385	STUD	1
10	076218	GEAR ASSEMBLY	1
12	001797	WASHER - .513 I.D.	1
13	001048	RING - Retaining, .470 I.D.	1
14	111055	SCREW - 10-32 x 9/16	4
15	073894	SLIDE	2
16	075931	BUSHING ASSEMBLY	2
17	001497	BUSHING	2
18	014248	NUT - 10-32	4
19	073482	COUPLING	1
20	014207	SCREW - Set, 1/4-28 x 5/8	1
21	***071507	ROLLER AND SHAFT ASSEMBLY	1
22	071513	SHAFT ASSEMBLY	1
23	079905	GEAR - (Field Repl. Only)	1
24	014921	PIN - Roll .135 x .890 (Use 079905 Gear)	1
24	001976	PIN - Roll .135 x .827 (Use 073710 Gear)	1
24	014910	PIN - Taper, .875 O.A.L.	2
25	073710	GEAR - (Field Repl. Only)	1
26	*073037	SHAFT	1
27	071511	ROLLER - Nylon	1
28	080473	BEARING	1
29	080433	BEARING	1
32	014157	SCREW - 1/4-28 x 1-1/4"	3
	*	Not Procurable Separately	
	***	Not Available As An Assembly	
		<u>For M-8805 G/TG Only</u>	
10	082033	GEAR ASSEMBLY - M-8805 G	1
21	***071527	ROLLER AND SHAFT ASSEMBLY - M-8805 G	1
22	071524	SHAFT ASSEMBLY - M-8805 G	1
24	001987	PIN Roll, .167 x .890 (Use 082066 Gear) M-8805 G	1
25	082066	GEAR - (Field Repl. Only) M-8805 G	1
27	071529	ROLLER - Nylon, M-8805 G	1
32	014304	SCREW - 1/4-28 x 1-1/2"	3

parts catalog

Index No.	Part No.	MODEL 8805/8820 - Figure 15 Description	Units Per Assy.
1	014819	NUT - 5/16-24	3
2	076481	SCREW - Eccentric	2
3	100400	PIN - Roll, .131 O.D. x .548 O.A.L.	1
4	072272	LEVER - Locking Stud	2
5	014912	PIN - Roll, .167 O.D. x .515 O.A.L.	1
6	073446	FORM ROLL LEVER - Upper Machine, N.O.S.	1
7	014108	SCREW - Set, 10-32 x 3/8	1
8	073338	SPRING - Compression, 9/16 O.D. x 1-17/64 O.A.L. (Red)	1
9	073327	SLEEVE	1
10	076910	ROLLER - Rubber, Upper Form 2" Dia.	1
11	073316	BEARING	2
12	001577	SCREW - 8-32 x 7/16	2
13	073098	RETAINER	2
14	073097	PLATE	1
15	073444	FORM ROLL LEVER - Upper Machine, O.S.	1
16	073320	SHAFT ASSEMBLY	1
17	001978	PIN - Roll, .135 O.D. x .765 O.A.L.	1
18	001980	PIN - Roll, .135 O.D. x .640 O.A.L.	1
19	001255	SCREW - 10-32 x 1/2	1
20	011374	KNOB	1
21	076494	INSERT - (old Design)	1
22	011376	TIRE	1
23	072271	STUD - Locking	1
<u>For M-8805 G/TG Only</u>			
10	076906	ROLLER - Rubber, Upper Form 2" Dia. M-8805 G	1

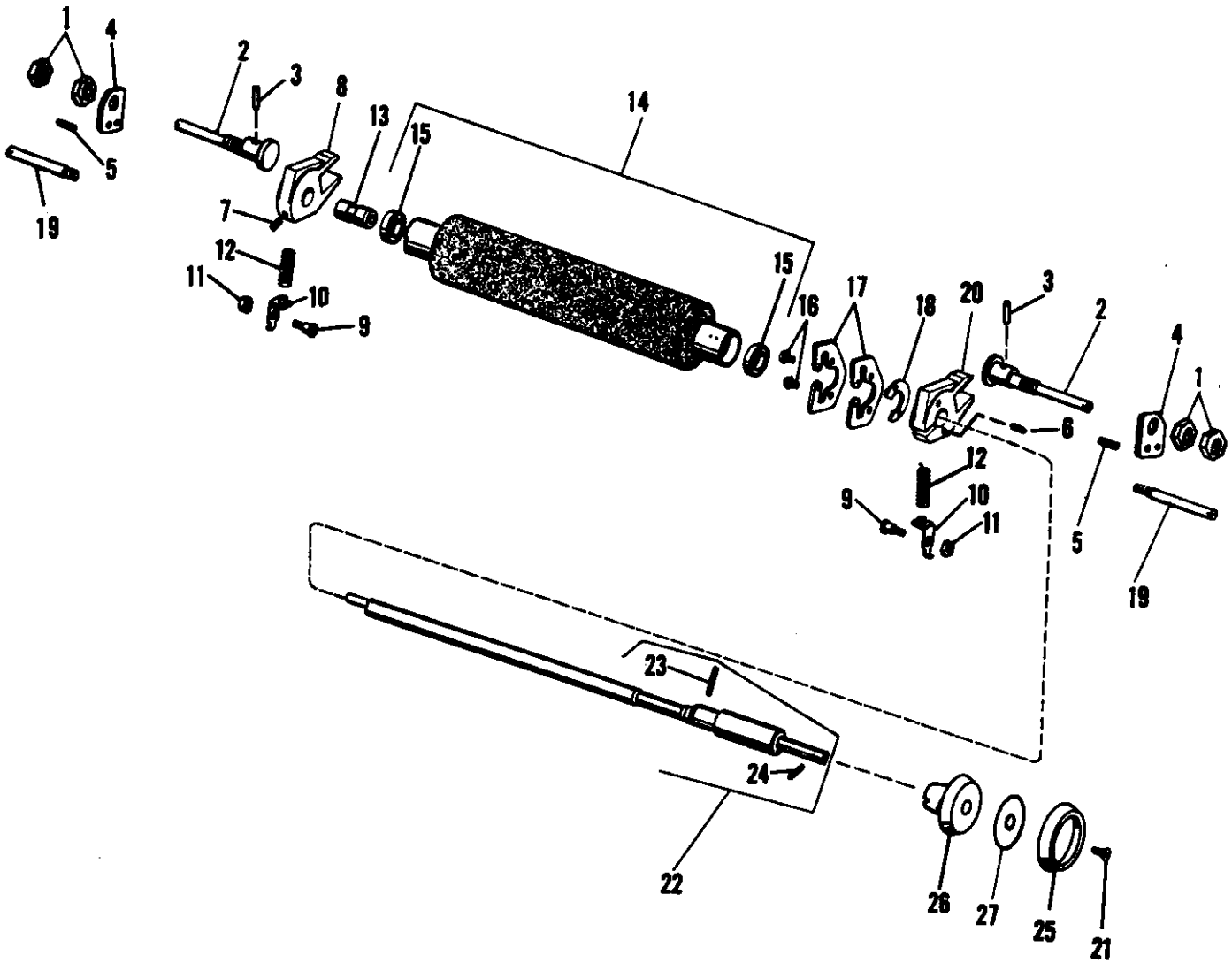


FIGURE 16 MODEL 8805/8820
Lower Form Roller and Shaft Assembly

parts catalog

Index No.	Part No.	MODEL 8805/8820 - Figure 16 Description	Units Per Assy.
1	014819	NUT - 5/16-24	4
2	076481	SCREW - Eccentric	2
3	100400	PIN - Roll, .131 O.D. x .548 O.A.L.	1
4	072272	LEVER - Locking Stud	2
5	014912	PIN - Roll, .167 O.D. x .515 O.A.L.	1
6	101033	SCREW - Set, 8-32 x 1/2	1
7	014108	SCREW - Set, 10-32 x 3/8	1
8	073445	LEVER - Form Roll, Lower 2.4" Dia. N.O.S.	1
9	193917	SCREW - Shoulder, 1/4-28	2
10	072278	ANCHOR - Spring, N.O.S.	1
10	072277	ANCHOR - Spring, O.S.	1
11	150085	NUT - 1/4-28	2
12	195930	SPRING - Compression, 25/64 I.D. x 1-15/64 O.A.L.(2.4"Dia.)	2
13	073327	SLEEVE	2
14	076911	ROLLER - Rubber, Lower Form 2.4" Dia.	1
15	073316	BEARING	2
16	001577	SCREW - 8-32 x 7/16	2
17	073098	RETAINER	2
18	073097	PLATE	1
19	072271	STUD - Locking	2
20	073443	LEVER - Form Roll, Lower (2.4" Dia.) O.S.	1
21	001255	SCREW - Set, 10-32 x 1/2"	1
22	073320	SHAFT ASSEMBLY	1
23	001978	PIN - Roll, .135 O.D. x .765 O.A.L.	1
24	001980	PIN - Roll, .135 O.D. x .640 O.A.L.	1
25	011376	TIRE	1
26	011374	KNOB	1
27	076494	INSERT - (Old Design)	1
For M-8805 G/TG Only			
14	076907	ROLLER - Rubber, Lower Form 2.4" Dia. M-8805 G	1

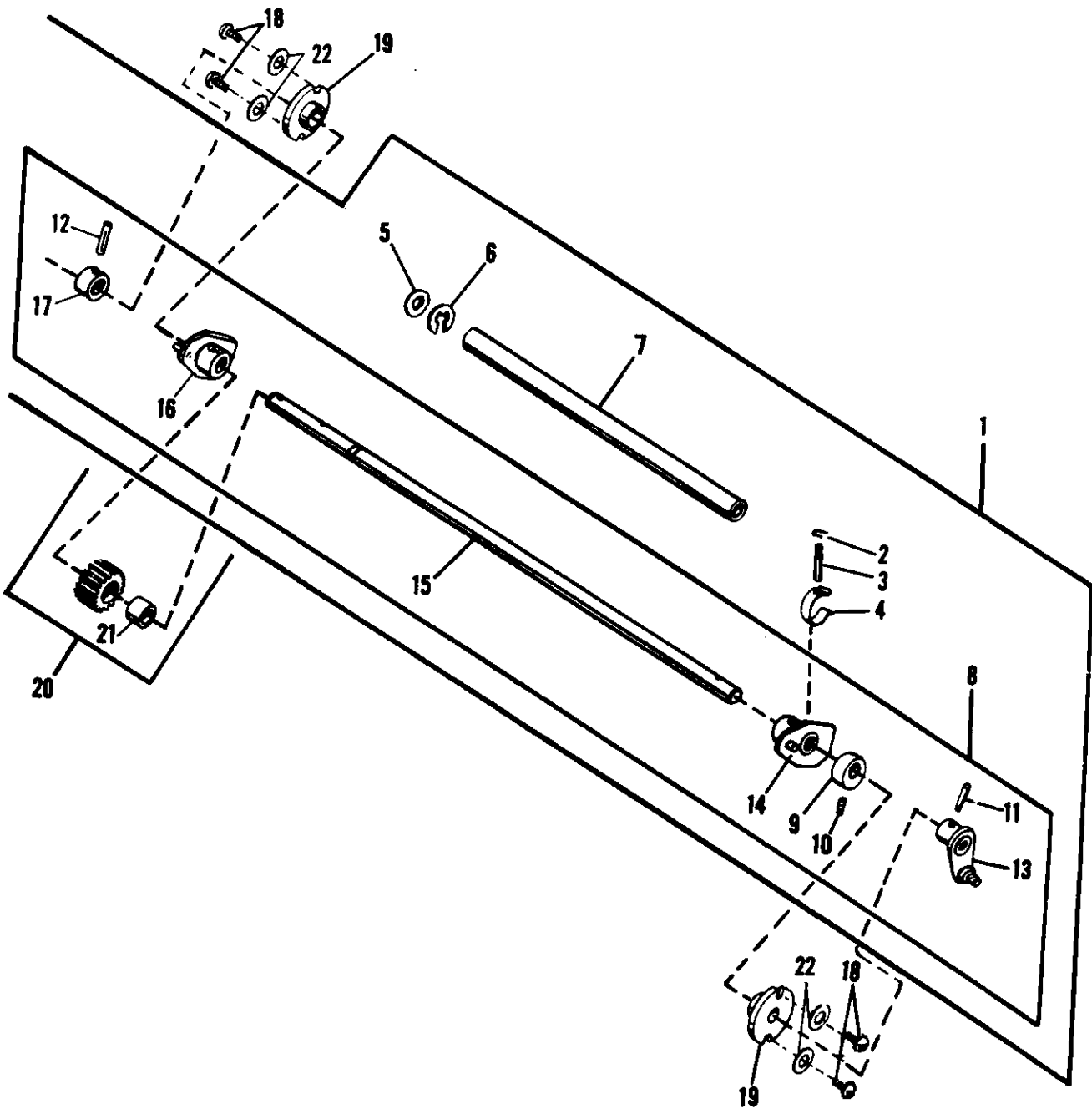


FIGURE 17 MODEL 8805/8820
Form Roller Separator Shaft

parts catalog

Index No.	Part No.	MODEL 8805/8820 - Figure 17 Description	Units Per Assy.
1	076399	SHAFT ASSEMBLY KIT	1
2	014507	RING - Retaining, .097 I.D.	2
3	190382	PIN - Spring Clip	2
4	190383	SPRING - Clip	2
5	192798	WASHER - .507 I.D.	1
6	100969	RING - Retaining, .453 I.D.	1
7	194590	TUBE	1
8	076388	SHAFT ASSEMBLY	1
9	071594	COLLAR - Eccentric	1
10	014372	SCREW - Set, 10-32 x 1/4	1
11	000009	PIN - Taper, .750 O.A.L.	1
12	001978	PIN - Roll, .135 O.D. x .765 O.A.L.	1
13	*071595	LEVER	1
14	*071649	CAM - O.S.	1
15	*076389	SHAFT	1
16	*071648	CAM - N.O.S.	1
17	*055535	COLLAR	1
18	111068	SCREW - 1/4-28 x 5/16	4
19	073029	BUSHING	2
20	076386	GEAR	1
21	001473	BUSHING	1
22	021203	WASHER - 1/4 I.D. x 1/2 O.D. x 1/32	4
	*	Not Procurable Separately	
		<u>For M-8805 G/TG Only</u>	
20	076384	GEAR - M-8805 G	1

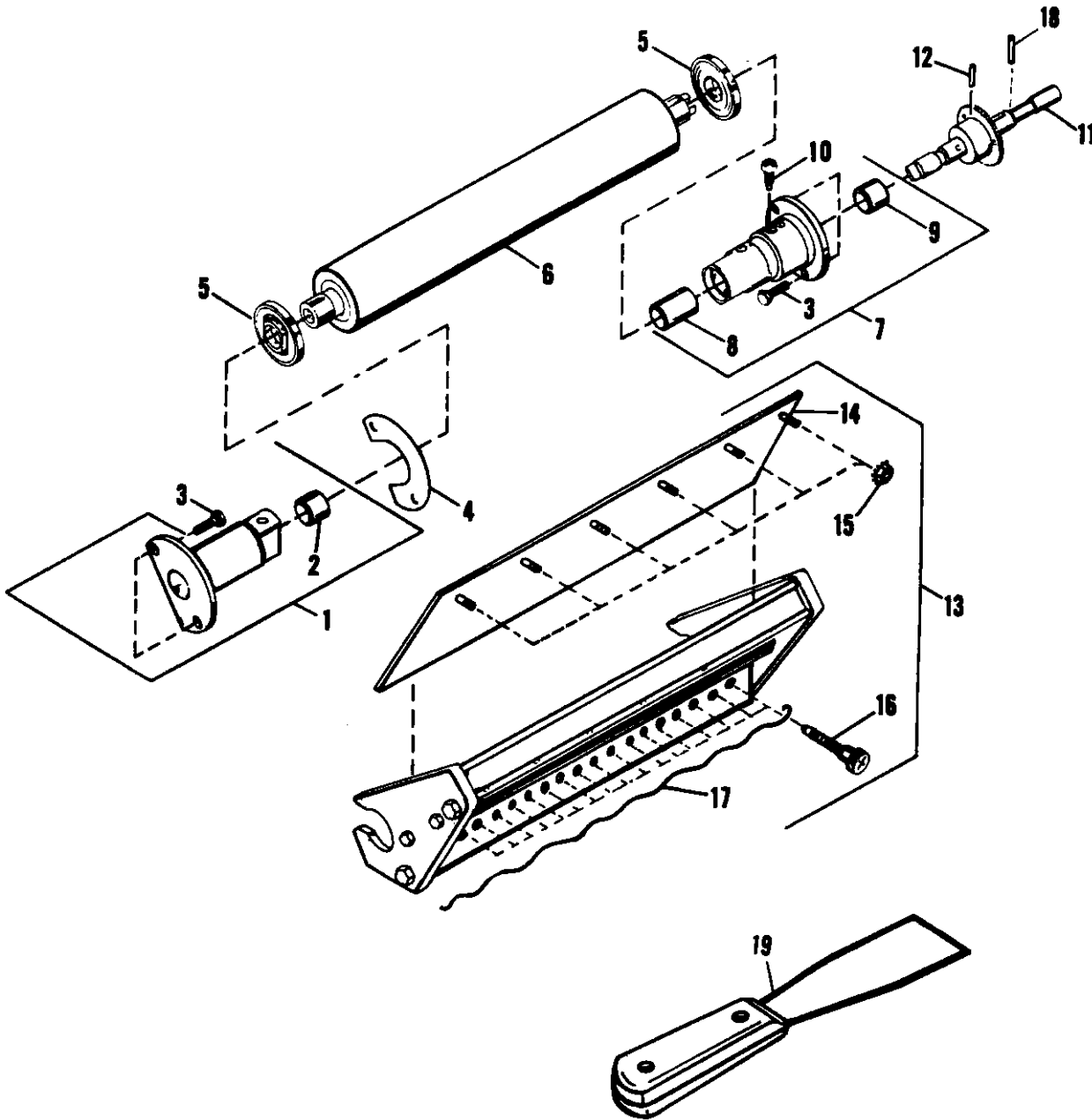


FIGURE 18 MODEL 8805/8820
Ink Metering Assembly

parts catalog...

Index No.	Part No.	MODEL 8805/8820 - Figure 18 Description	Units Per Assy.
1	018364	BUSHING ASSEMBLY - N.O.S	1
2	001497	BUSHING - .630 O.A.L.	1
3	111051	SCREW - 10-32 x 5/16	4
4	018368	SHIM - Bushing, N.O.S.	A/R
5	018360	SEAL - Ink Roller	2
6	010156	ROLLER - Ink, Rubber	1
7	018362	BUSHING ASSEMBLY - O.S.	1
8	014646	BUSHING - 1.255 O.A.L.	1
9	001413	BUSHING - .750 O.A.L.	1
10	072620	SCREW - Shoulder, 10-32	1
11	018366	EXTENSION ASSEMBLY - Knob	1
12	000011	PIN - Taper, .122 x 7/8	1
13	010150	MERTERING BLADE ASSEMBLY	1
14	010153	BLADE ASSEMBLY	1
15	014808	NUT - 10-32	5
16	073512	SCREW - Ink Adjustment	13
17	010155	SPRING - Screw Tension	1
18	014921	PIN - Roll, .135 O.D. x .890 O.A.L.	1
19	073411	INK KNIFE	1

parts Catalog...

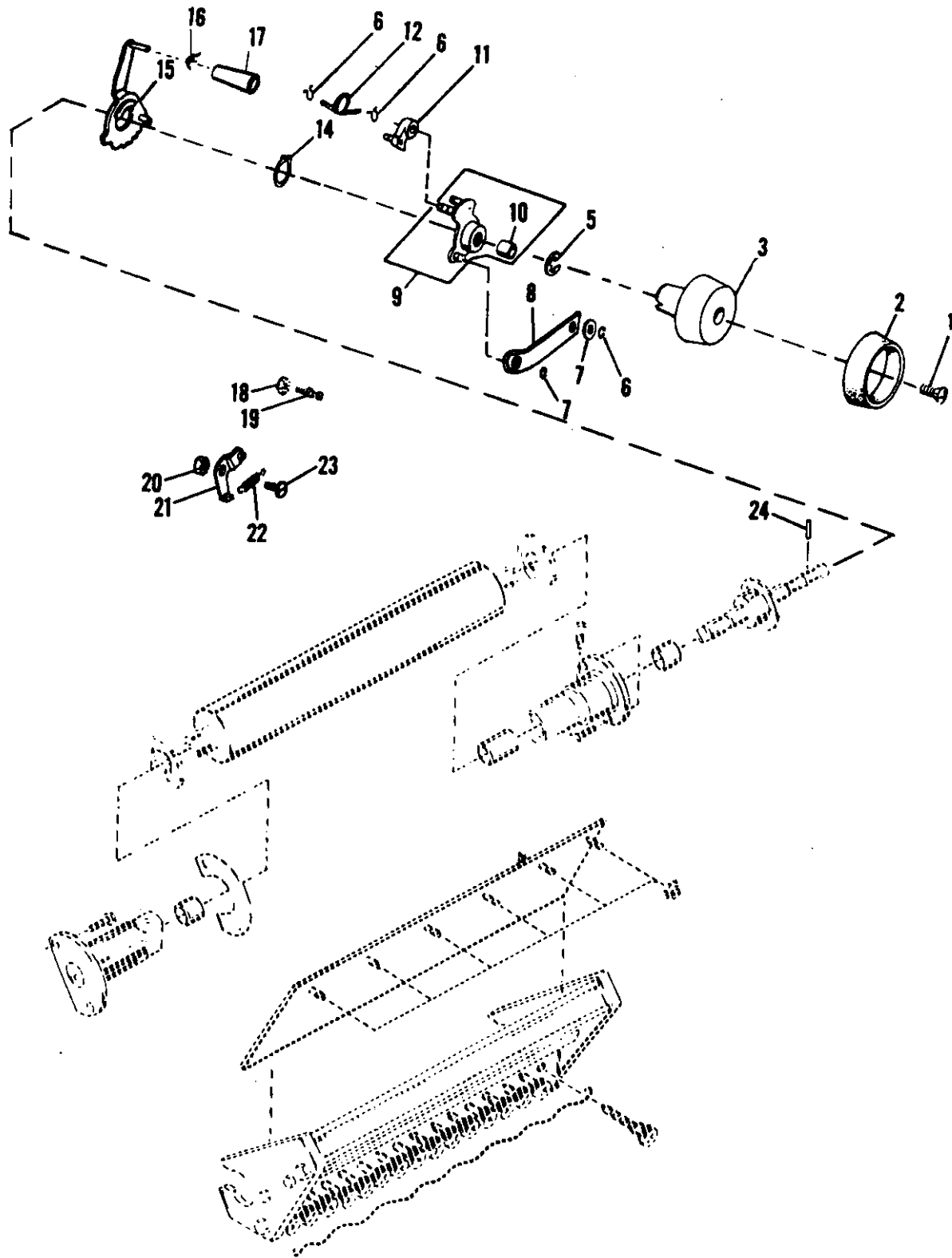


FIGURE 19 MODEL 8805/8820
Ink Metering Linkage

parts catalog...

Index No.	Part No.	MODEL 8805/8820 - Figure 19 Description	Units Per Assy.
1	014285	SCREW - 10-32 x 9/16	1
2	011379	TIRE - Rubber	1
3	011380	KNOB - Ink Fountain	1
5	001094	RING - Retaining, .394 I.D.	1
6	001046	RING - Retaining, .283 I.D.	4
7	016574	WASHER - .315 I.D.	1
8	076734	LINK - Operating Lever	1
9	080635	LEVER ASSEMBLY	1
10	001497	BUSHING	1
11	080630	PAWL - Operating Lever	1
12	080634	SPRING - Operating Lever	1
14	001076	RING - Retaining, .824 I.D.	1
15	017702	LEVER - Ink Control	1
16	072052	LOCK - Spring	1
17	011371	HANDLE	1
18	014808	NUT - 10-32	1
19	072411	STUD	1
20	150085	NUT - 1/4-28	1
21	073078	LATCH AND PIVOT	1
22	041291	SPRING - Tension, .986 O.A.L.	1
23	071181	SCREW - Shoulder, 1/4-28	1
24	014921	PIN - Roll, .135 O.D. x .890 O.A.L.	1

parts Catalog...

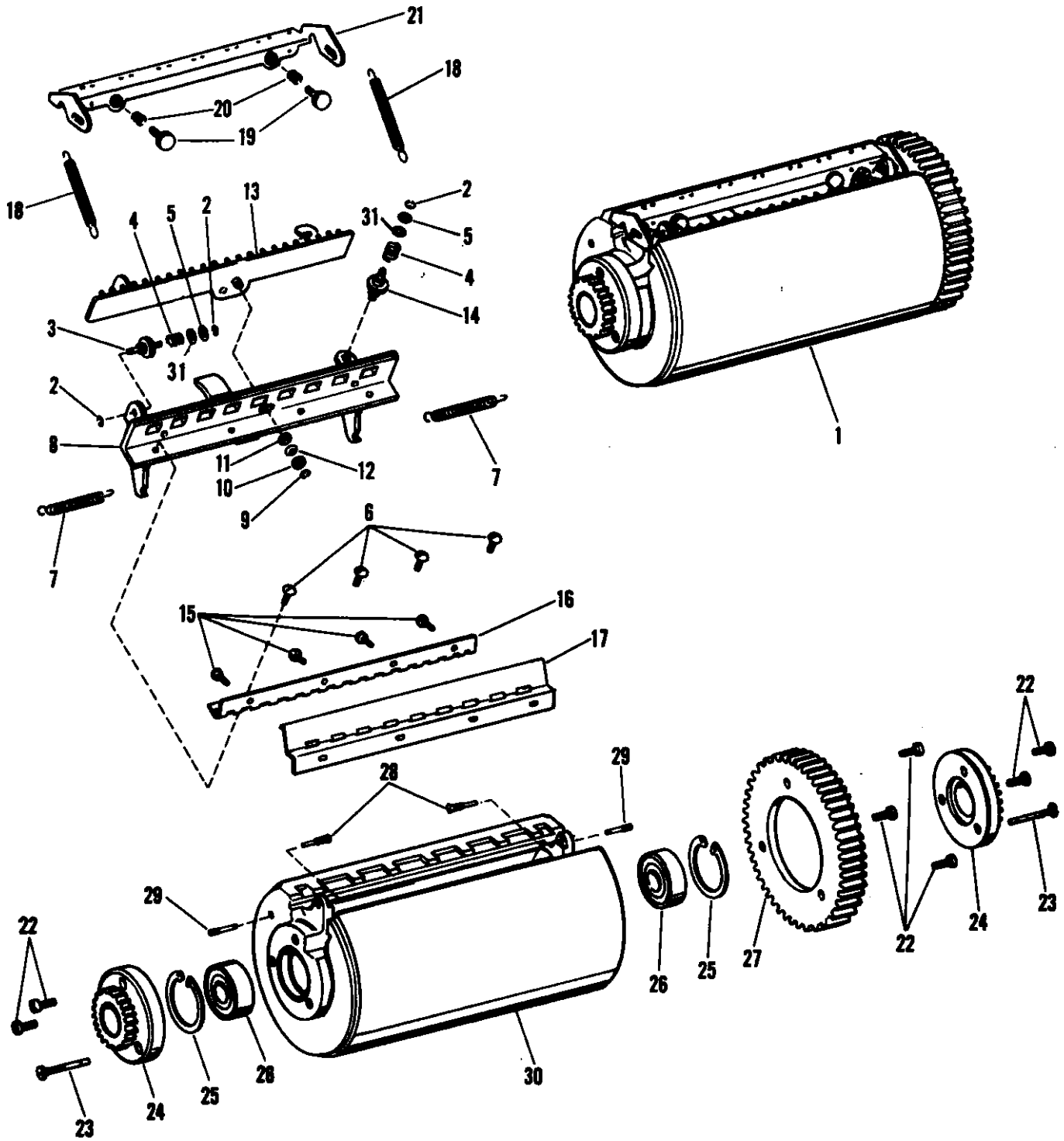
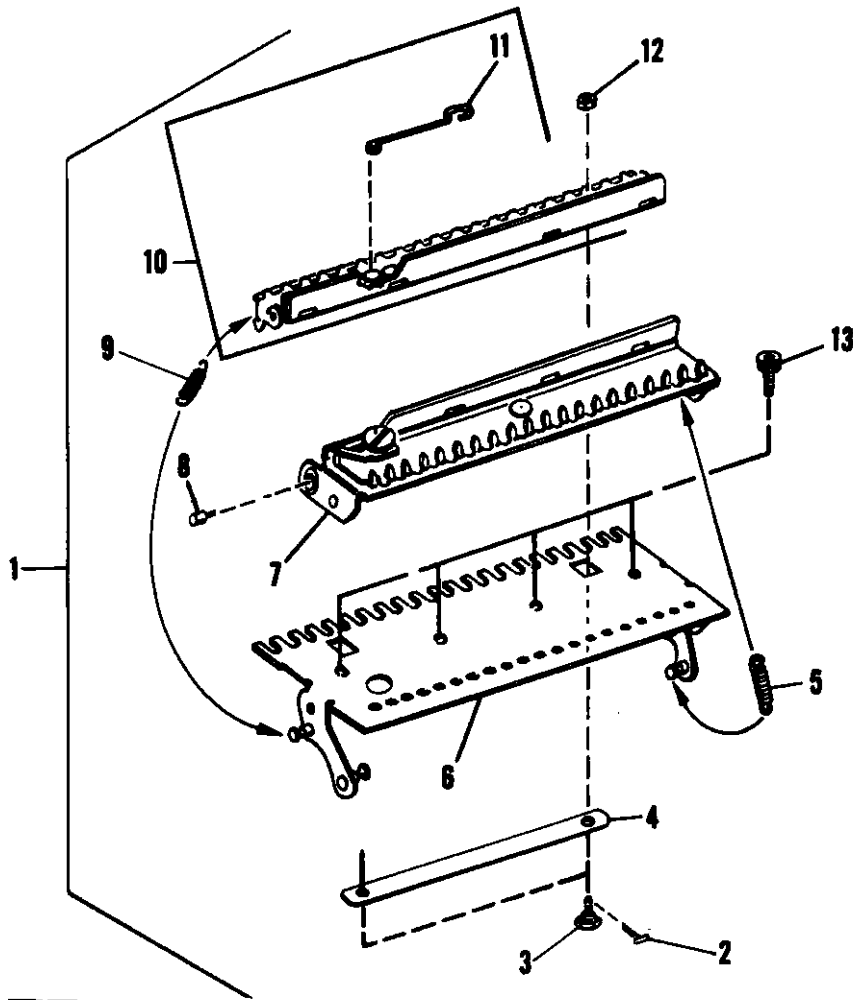


FIGURE 20 MODEL 8805/8820
Master Cylinder Assembly

parts catalog

Index No.	Part No.	MODEL 8805/8820 - Figure 20 Description	Units Per Assy.
1	***076776	MASTER CYLINDER ASSEMBLY	1
2	014504	RING - E, .146 I.D. x .335 O.D. x .027	4
3	076762	KNOB	1
4	190329	SPRING - Compression, .417 O.D. x .375 O.A.L. x .032	2
5	001702	WASHER - .195 I.D. x .500 O.D. x .031	2
6	001292	SCREW - 8-32 x 5/16	4
7	072442	SPRING - Tension, .343 O.D. x 2.000 O.A.L. x .040	2
8	076535	BRACKET ASSEMBLY	1
9	001060	RING - E, .208 I.D. x .527 O.D. x .027.....	1
10	021203	WASHER - .254 I.D. x .500 O.D. x .029	1
11	003268	WASHER - .254 I.D. x .500 O.D. x .047	1
12	014754	WASHER - Spring, .260 I.D. x .448 O.D. x .005	1
13	076769	PIN BAR ASSEMBLY	1
14	076761	KNOB	1
15	014164	SCREW - Cap, 8-32 x 7/16	4
16	076755	HINGE	1
17	084484	STOP PLATE AND CLAMP ASSEMBLY - 3/32 Lip	1
18	072512	SPRING - Tension, .343 O.D. x 3.031 O.A.L. x .035	2
19	192919	SCREW - Knurled, 1/4-28	2
20	192997	SPRING - Compression, Conical, .593 O.A.L.	2
21	076109	TAIL CLAMP ASSEMBLY	1
22	014111	SCREW - Cap, 1/4-28 x 5/8	7
23	076122	SCREW - Dowel, 1/4-28	2
24	078909	GEAR	2
25	001065	RING - Retaining Internal, 2.089 O.D. x .065	2
26	078714	BEARING - .7874 I.D. x 1.8504 O.D.	2
27	078908	GEAR	1
28	076774	SCREW - Pivot, 1/4-28	2
29	076126	PIN - Knurled, .256 O.D. x 1.125 O.A.L.	2
30	076397	MASTER CYLINDER	1
31	191808	WASHER - .203 I.D. x 1/2 O.D. x .020	2
	***	Not Available As An Assembly	

parts catalog...



NOTE:
M-8805A

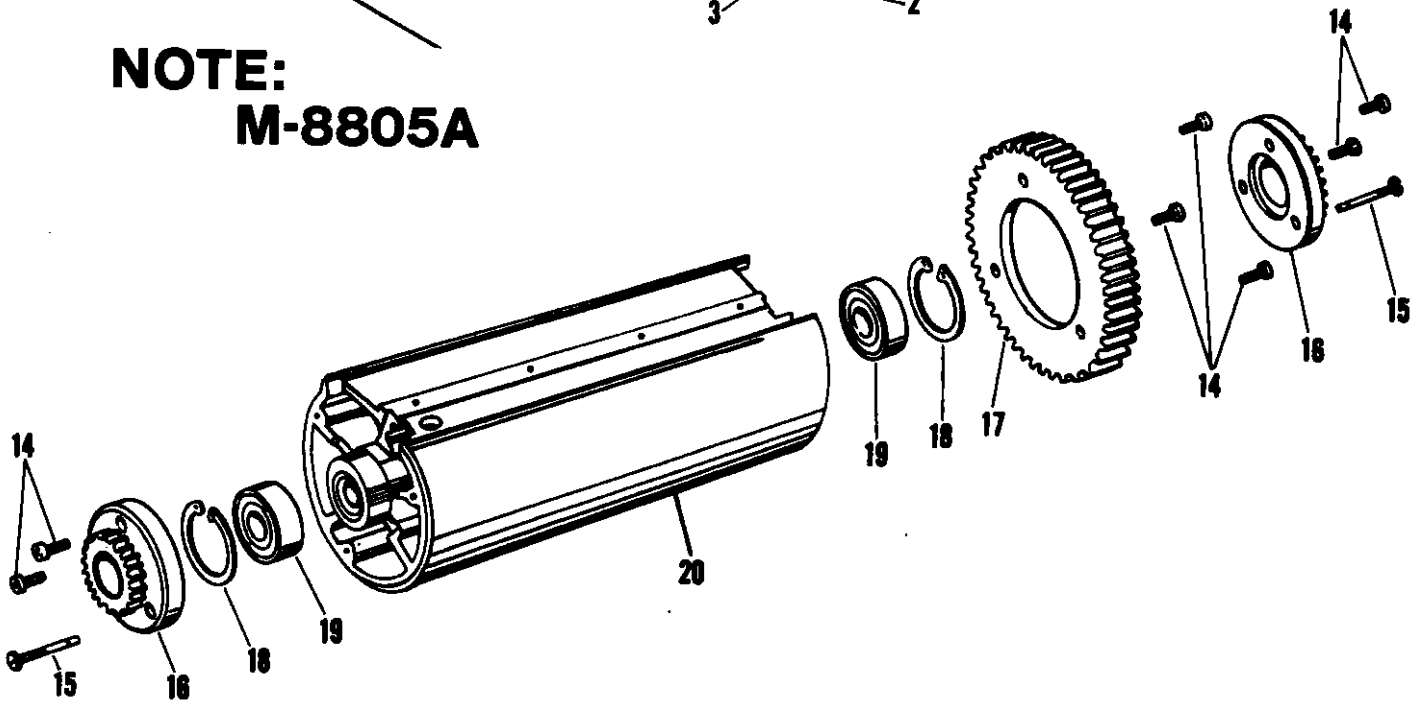


FIGURE 20A MODEL 8805 A
Aluminum Master Cylinder

parts catalog

Index No.	Part No.	MODEL 8805 A - Figure 20A Description	Units Per Assy.
<u>For M-8805 A Only (Aluminum Cylinders)</u>			
1.	010207	BASE PLATE & CLAMP ASSEMBLY	1
2	195668	PIN - Cotter, 1/16 O.D. x 1/4 O.A.L.	2
3	195652	SCREW - Shoulder	2
4	006116	RETAINER	1
5	073542	SPRING - Tension, .375 OD. x 1.312 O.A.L.	2
6	010205	PLATE - Base	1
7	010211	CLAMP ASSEMBLY - Head	1
8	193785	PIVOT - Head Clamp	2
9	041777	SPRING - Tension, .312 O.D. x 1.344 O.A.L.	2
10	010208	CLAMP ASSEMBLY - Tail	1
11	006142	LATCH SPRING - Tail Clamp	1
12	195653	NUT - 10-32	2
13	014162	SCREW - Cap, 1/4-28 x 1/2	4
14	014111	SCREW - Cap, 1/4-28 x 5/8	7
15	196441	SCREW - Dowel, 1/4-28	2
16	010204	GEAR - Ducting Cam	2
17	010203	GEAR - Master Cylinder	1
18	001065	RING - Retaining, Internal, 2.089 O.D. x .065	2
19	078714	BEARING - .787 I.D. x 1.850 O.D.	2
20	010201	CYLINDER - Master, Machined	1

parts catalog...

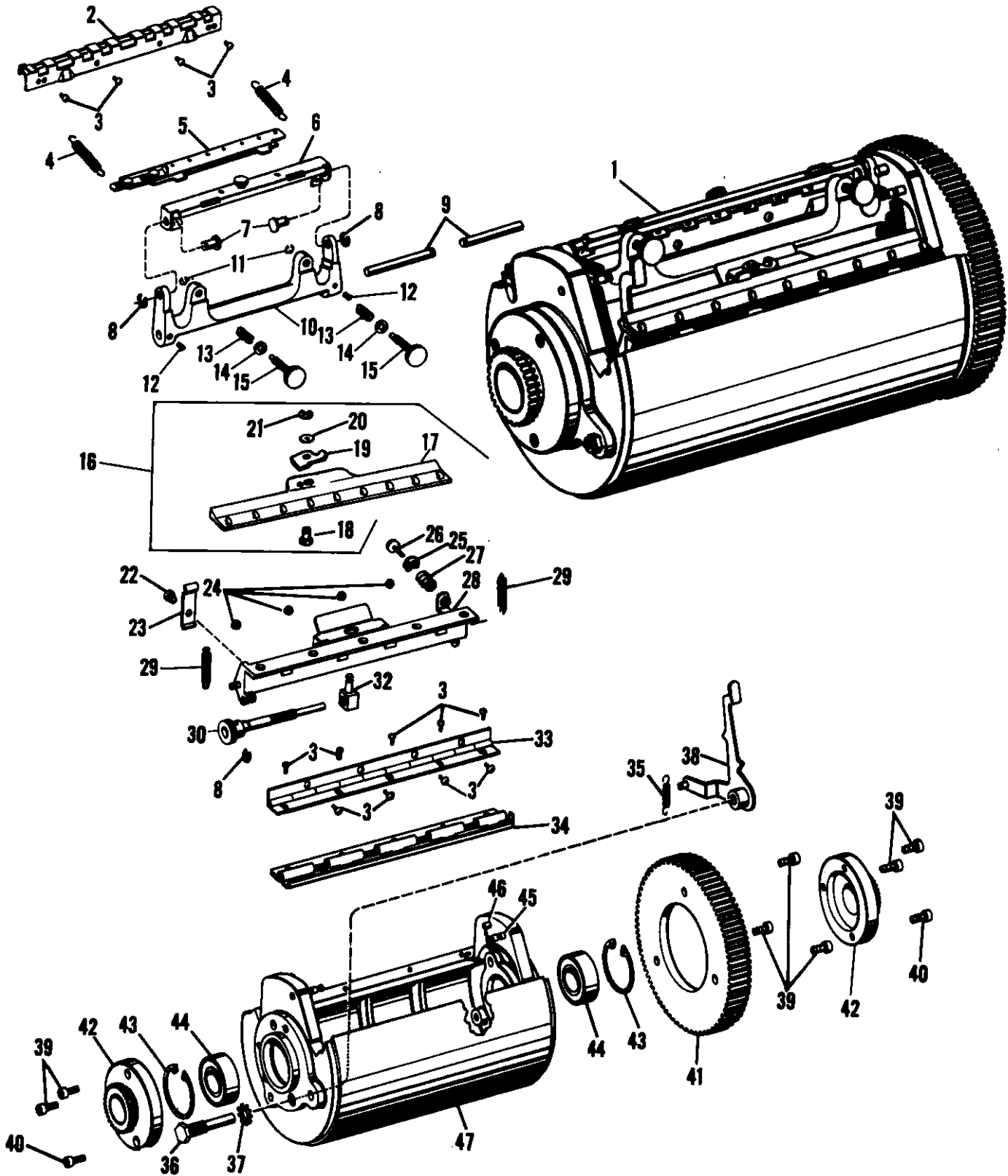


FIGURE 20B MODEL 8805 G/TG
Master Cylinder 10" X 15" Plates

parts catalog...

Index No.	Part No.	MODEL 8805 G/TG - Figure 20B Description	Units Per Assy.
<u>For M-8805 G/TG Only (10" x 15" Plates)</u>			
1	***076571	MASTER CYLINDER ASSEMBLY 8805 G	1
2	078927	ANVIL	1
3	001552	SCREW - 8-32 x 3/8	13
4	078975	SPRING - .266 O.D. x 1.125 O.A.L.	2
5	078925	TAIL CLAMP ADAPTER - Pin Bar	1
6	078969	MOUNT	1
7	078917	PIVOT	2
8	001060	RING - Retaining, .208 I.D. x .527 O.D. x .027	3
9	078914	SHAFT	2
10	078912	TAIL CLAMP ADAPTER BAR	1
11	014504	RING - Retaining, .146 I.D. x .335 O.D. x .027	2
12	014372	SCREW - Set, 10-32 x 1/4	2
13	003269	SPRING - Compression, .385 O.D. x .718 O.A.L.	2
14	001749	WASHER - 2.60 I.D. x .500 O.D.	2
15	078915	SCREW - Thumb	2
16	***078966	HEAD CLAMP ADAPTER ASSEMBLY - Pin Bar	1
17	078947	HEAD CLAMP ADAPTER - Pin Bar	1
18	078944	PIN - Special, .375 O.D. x .468	2
19	078945	LEVER - Lock	1
20	014741	WASHER - Spring, .267 I.D. x .572 O.D. x .008	1
21	001060	RING - Retaining, .208 I.D. x .527 O.D. x .027	1
22	001562	SCREW - 10-32 x 3/16	1
23	078967	LEAF	1
24	001825	NUT - 8-32	4
25	001782	RING - Retaining, .115 I.D. x .282 O.D. x .027	1
26	072634	SCREW - Knurled, 10-32	1
27	054409	SPRING - Compression .338 I.D. x 1.187 O.A.L.	1
28	076520	ANGLE	1
29	077650	SPRING - Tension, .375 O.D. x 1.937 O.A.L. x .043.....	2
30	078941	SCREW - Knurled, 1/4-28	1
32	078940	BLOCK	1
33	078943	HINGE	1
34	078952	STOP PLATE	1
35	072442	SPRING - Tension, .343 O.D. x 2.000 O.A.L. x .040	1
36	078951	STUD	1
37	014749	WASHER - Lock, .325 I.D. x .508 O.D. x .030	1
38	078948	LATCH	1
39	014111	SCREW - Cap, 1/4-28 x 5/8	7
40	053184	SCREW - Shoulder, 1/4-28	2
41	078908	GEAR	1
42	078909	GEAR	2
43	001065	RING - Retaining Internal, 2.089 O.D. x .065	2
44	078714	BEARING - .7874 I.D. x 1.8504 O.D.	2
45	078930	ANCHOR - Spring	2
46	014557	PIN - Taper, .265 O.D. x .875 O.A.L.	1
47	076570	MASTER CYLINDER	1
	***	Not Available As An Assembly	

parts catalog...

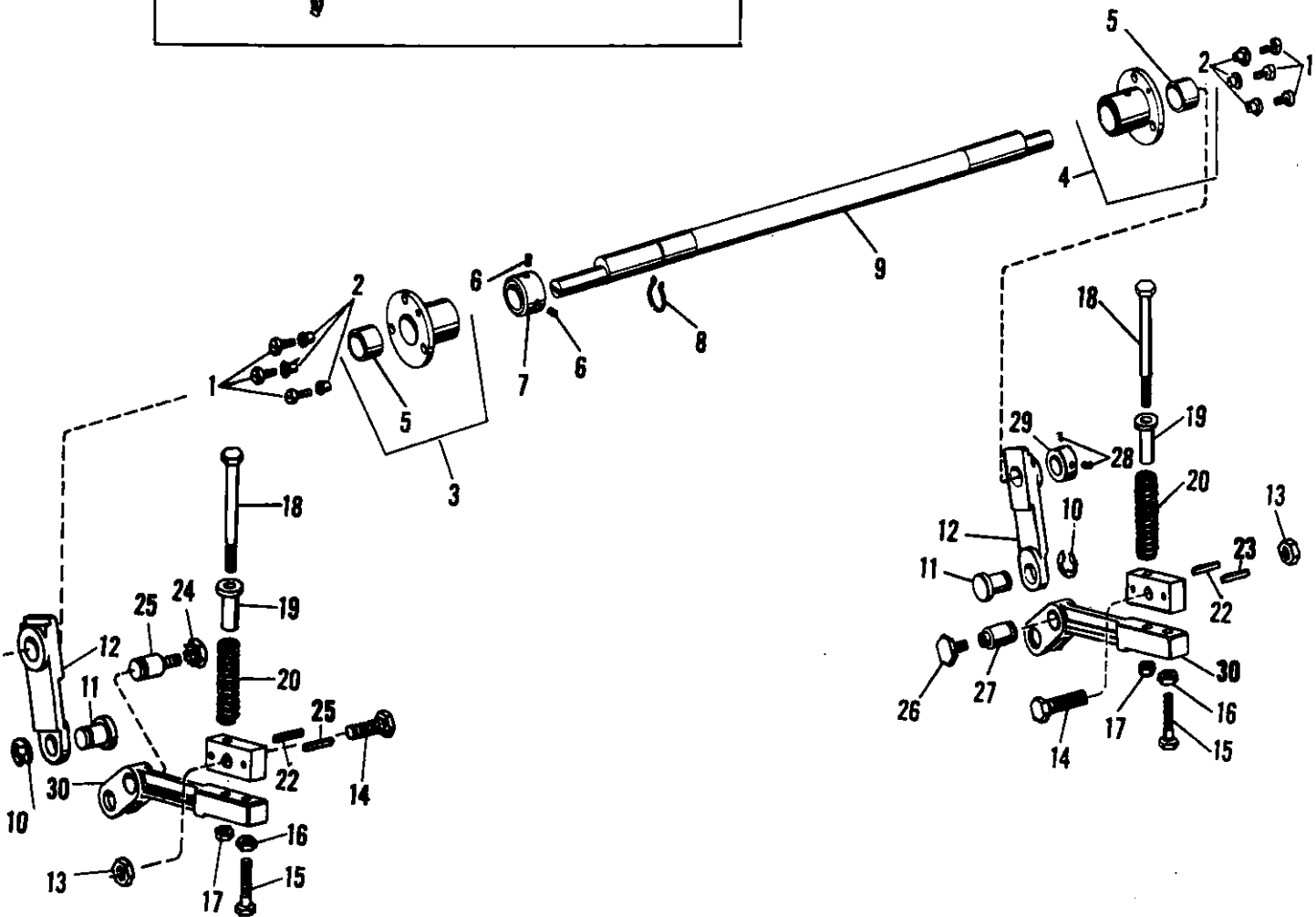
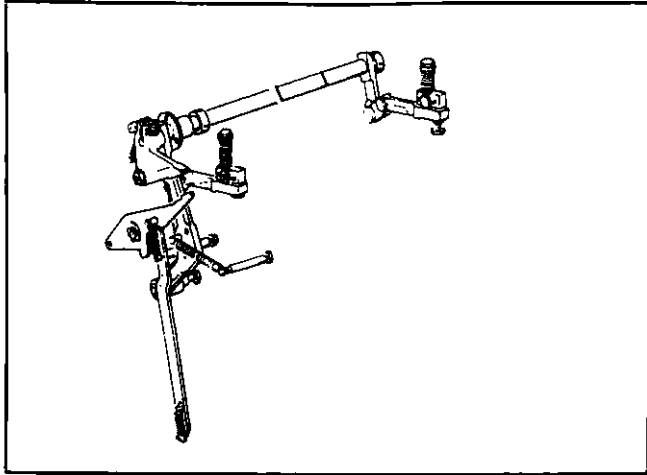


FIGURE 21 MODEL 8805/8820
Master Cylinder Shaft and Support Arms

parts catalog...

Index No.	Part No.	MODEL 8805/8820 - Figure 21 Description	Units Per Assy.
1	100141	SCREW - 1/4-28 x 1/2	6
2	080972	SPACER	6
3	084409	BEARING ASSEMBLY - O.S.	1
4	084409	BEARING ASSEMBLY - N.O.S.	1
5	193600	BUSHING	1
6	014206	SCREW - Set, 10-32 x 3/8	2
7	196439	COLLAR - (M-8805A)	1
7	078955	COLLAR - (M-8805/20)	1
8	014450	RING - Retaining, .727 I.D. x .044	1
9	078960	SHAFT	1
10	001094	RING - Retaining, .394 I.D. x .800 O.D. x .044	2
11	072394	PIVOT	2
12	072392	LINK - Support	2
13	150089	NUT - 3/8-24	2
14	014121	SCREW - 3/8-24 x 1-1/4	2
15	014173	SCREW - 5/16-18 x 1-5/8 (Old design)	2
15	195721	SCREW - 5/16-24 x 1-1/4	2
16	001840	NUT - 5/16-18 (Old design)	2
16	001834	NUT - 5/16-24	2
17	001821	NUT - 1/4-28	2
18	014172	BOLT - 1/4-28 x 3-3/4	2
19	072416	GUIDE	2
20	072415	SPRING - Compression, .794 O.D. x 2.937 O.A.L.	2
21	010421	BLOCK - Cylinder Support Arm	2
22	014972	PIN - Spirol, 3/16 O.D. x 15/16"	1
23	101146	PIN - Spirol, 3/16 O.D. x 1-1/4" (Blanket, Guard Stop) ..	1
24	014809	NUT - 5/16-24 (Old design)	1
25	072395	STUD - 1/2" Pivot, 5/16-24 End Slotted (Old design)	1
26	072420	SCREW - Shoulder, 1/4-28 (Old design)	1
26	080715	SCREW - Shoulder, 5/16-24	2
27	072421	STUD - 1/2" Pivot, 1/4-28 End Slotted (Old design)	1
27	017077	STUD - 9/16" Pivot, 5/16-24 End W/Flats	2
28	014372	SCREW - Set, 10-32 x 1/4	2
29	072422	COLLAR	1
30	072390	ARM - Support, 1/2" Pivot (Old Design)	1
30	083313	ARM - Support, 9/16" Pivot	2

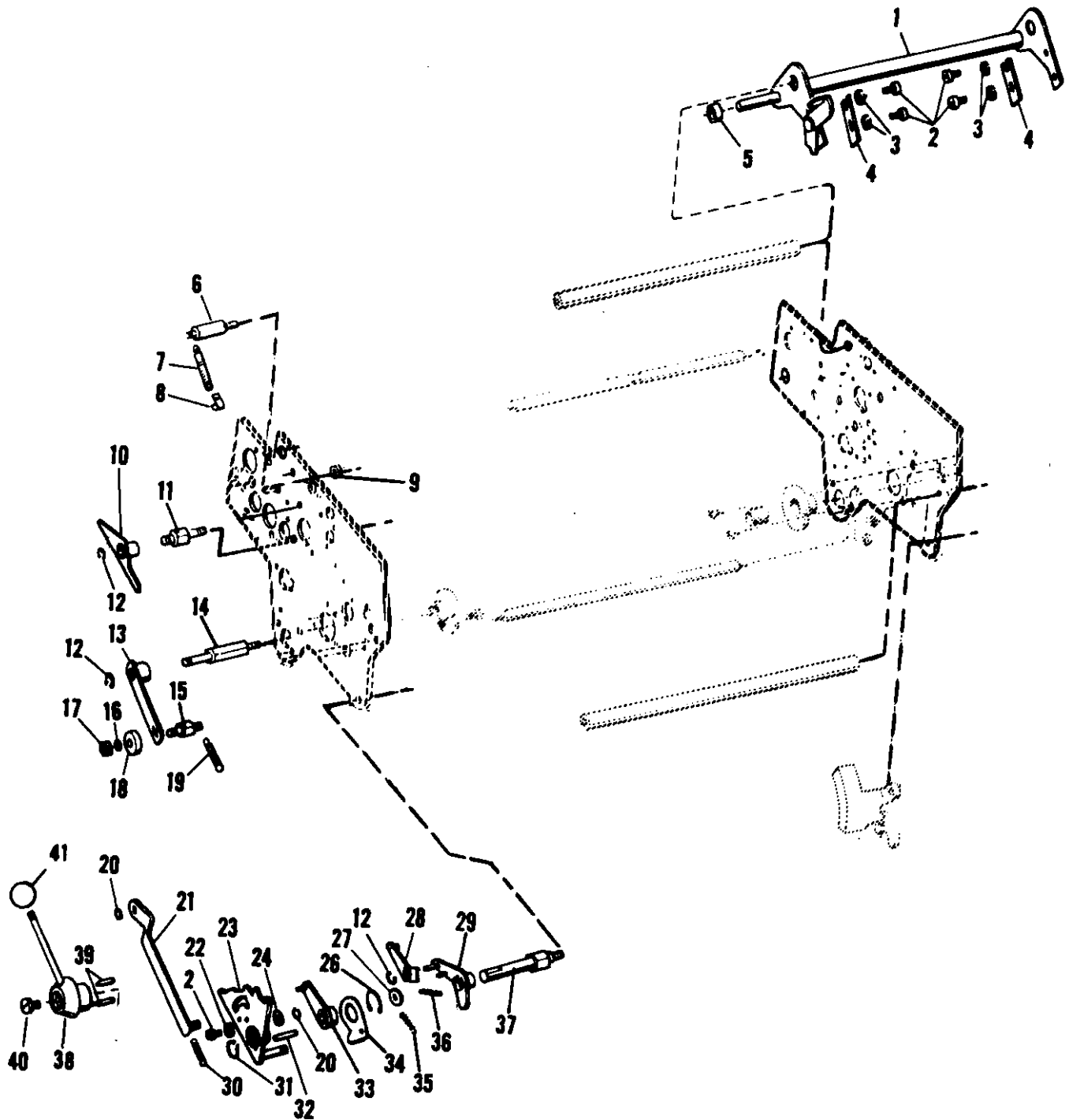


FIGURE 22 MODEL 8805/8820
Operation Control Lever

parts catalog

Index No.	Part No.	MODEL 8805/8820 - Figure 22 Description	Units Per Assy.
1	010158	LEVER AND SHAFT ASSEMBLY	1
2	014350	SCREW - Cap, 10-32 x 5/16	5
3	021861	WASHER - .196 I.D.	4
4	073524	SLIDE	2
5	075643	SPACER	1
6	075644	STUD	1
7	064589	SPRING - Tension, .250 O.D. x 1.187 O.A.L.	1
8	073107	HOOK	1
9	014808	NUT - 10-32	1
10	071611	LEVER	1
11	191034	STUD	1
12	001060	RING - Retaining, .208 I.D.	2
13	071606	LEVER	1
14	196823	STUD	1
15	191934	STUD	1
16	000666	WASHER - Lock, .194 I.D. (Split)	1
17	001812	NUT - 10-32	1
18	064234	TRUCK	1
19	020379	SPRING - Tension, .375 O.D. x 1.593 O.A.L.	1
20	001095	RING - Retaining, .245 I.D.	2
21	071596	LINK	1
22	071610	DISC	1
23	071598	CAM	1
24	018062	WASHER - .328 I.D.	1
26	014520	RING - Retaining, .683 I.D.	1
27	014709	WASHER - .767 I.D.	1
28	071603	LEVER	1
29	071601	LEVER	1
30	193397	SPRING - Tension, .390 O.D. x 1.821 O.A.L. (1st Design) ...	1
30	078745	SPRING - Tension, .375 O.D. x 1.046 O.A.L.	1
31	001048	RING - Retaining, .463 I.D.	1
32	191939	STUD	1
33	076698	LEVER	1
34	076702	LEVER	1
35	193007	SPRING - .250 O.D. x 1.140 O.A.L.	1
36	022343	SPRING - Tension, .187 O.D. x .687 O.A.L.	1
37	084407	SHAFT	1
38	071616	LEVER ASSEMBLY - Operation Control	1
39	100827	PIN - Spirol, .168 O.D. x 5/8	2
40	191937	SCREW - Special	1
41	017819	KNOB	1

parts catalog...

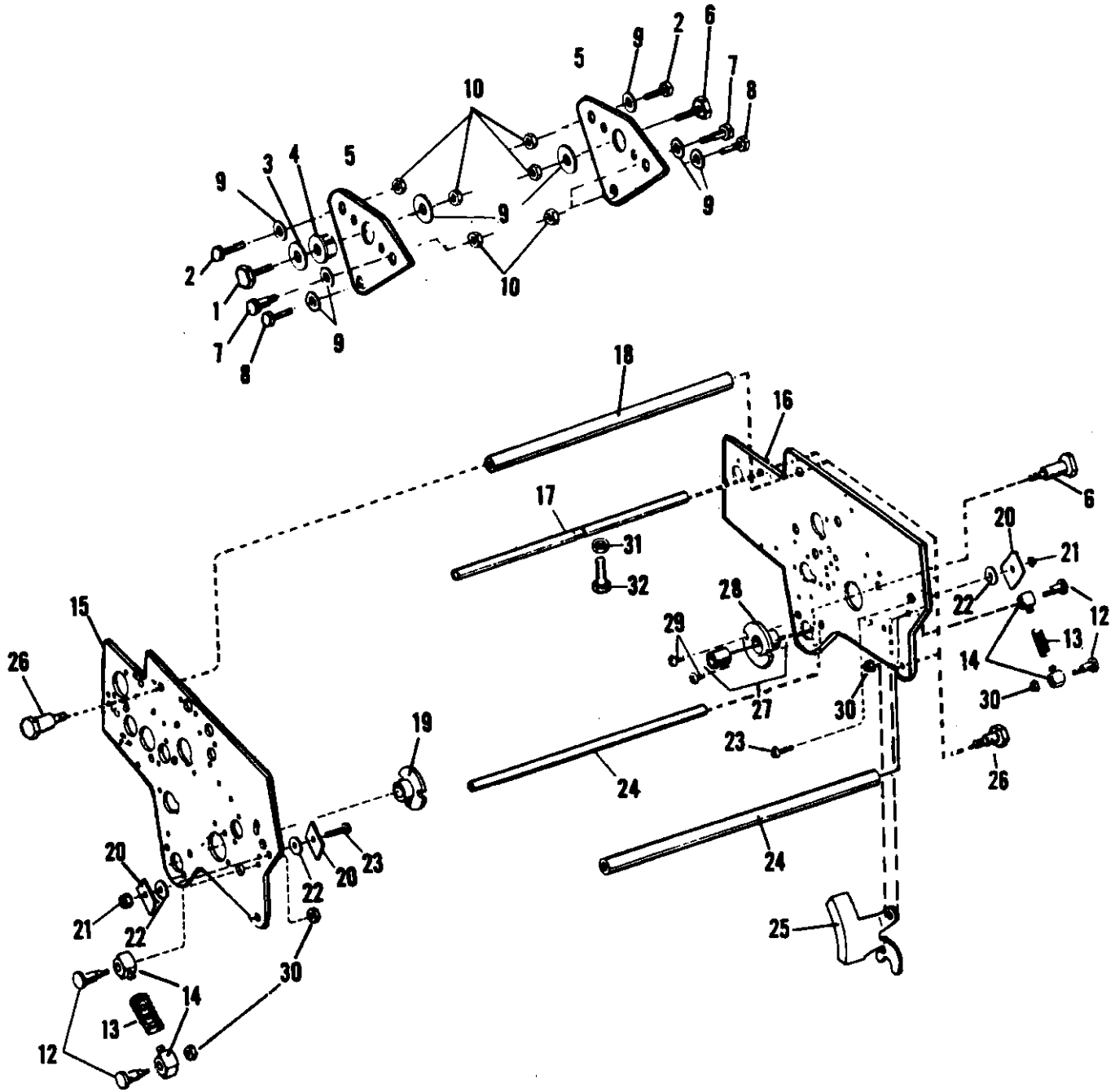


FIGURE 23 MODEL 8805/8820
Upper Side Frames

parts catalog

Index No.	Part No.	MODEL 8805/8820 - Figure 23 Description	Units Per Assy.
1	084291	SCREW - Shoulder, 3/8-24	1
2	194823	SCREW - Shoulder, 3/8-24 (Chain Guard Pivot)	2
3	021911	WASHER - .578 I.D. x .875 O.D.	1
4	084289	BUSHING - Eccentric	1
5	076825	PLATE - Head Support	2
6	073140	SCREW - Pivot, 3/8-24 x 5/8	1
7	191427	SCREW - Shoulder, 3/8-24	2
8	111099	SCREW - 3/8-24 x 7/8	2
9	191428	WASHER - .510 I.D. x 1.000 O.D.	8
10	150089	NUT - 3/8-24	8
12	072349	SCREW - Eccentric, 1/4-28	4
13	072424	SPRING - Compression, .537 O.D. x 1.343 O.A.L. x .063	2
14	072389	BLOCK	4
15	017517	FRAME - Upper, O.S. (1st Design)	1
15	016206	FRAME - Upper, O.S.	1
16	017021	FRAME - Upper, N.O.S. (1st Design)	1
16	016207	FRAME - Upper, N.O.S.	1
17	010174	TIE BAR	1
18	072170	TIE BAR - 5/16-24	1
19	074324	BUSHING ASSEMBLY - (10-32 Thread)	1
20	007745	GUIDE	3
21	150085	NUT - 1/4-28	2
22	021268	WASHER - .265 I.D. x .437 O.D. x .015	3
23	111074	SCREW - 1/4-28 x 3/4	2
24	084406	TIE BAR	2
25	072560	GUARD - Gear	1
26	193601	SCREW - Shoulder, 5/16-24	7
27	074323	BUSHING ASSEMBLY - (10-32 Thread)	1
28	014606	BUSHING - .629 I.D. x .753 O.D. x .630 O.A.L.	1
29	111054	SCREW - 10-32 x 1/2	4
30	014807	NUT - 1/4-28	4
31	001812	NUT - 10-32	1
32	001260	SCREW - Adjusting, 10-32 x 1-1/4	1

parts catalog...

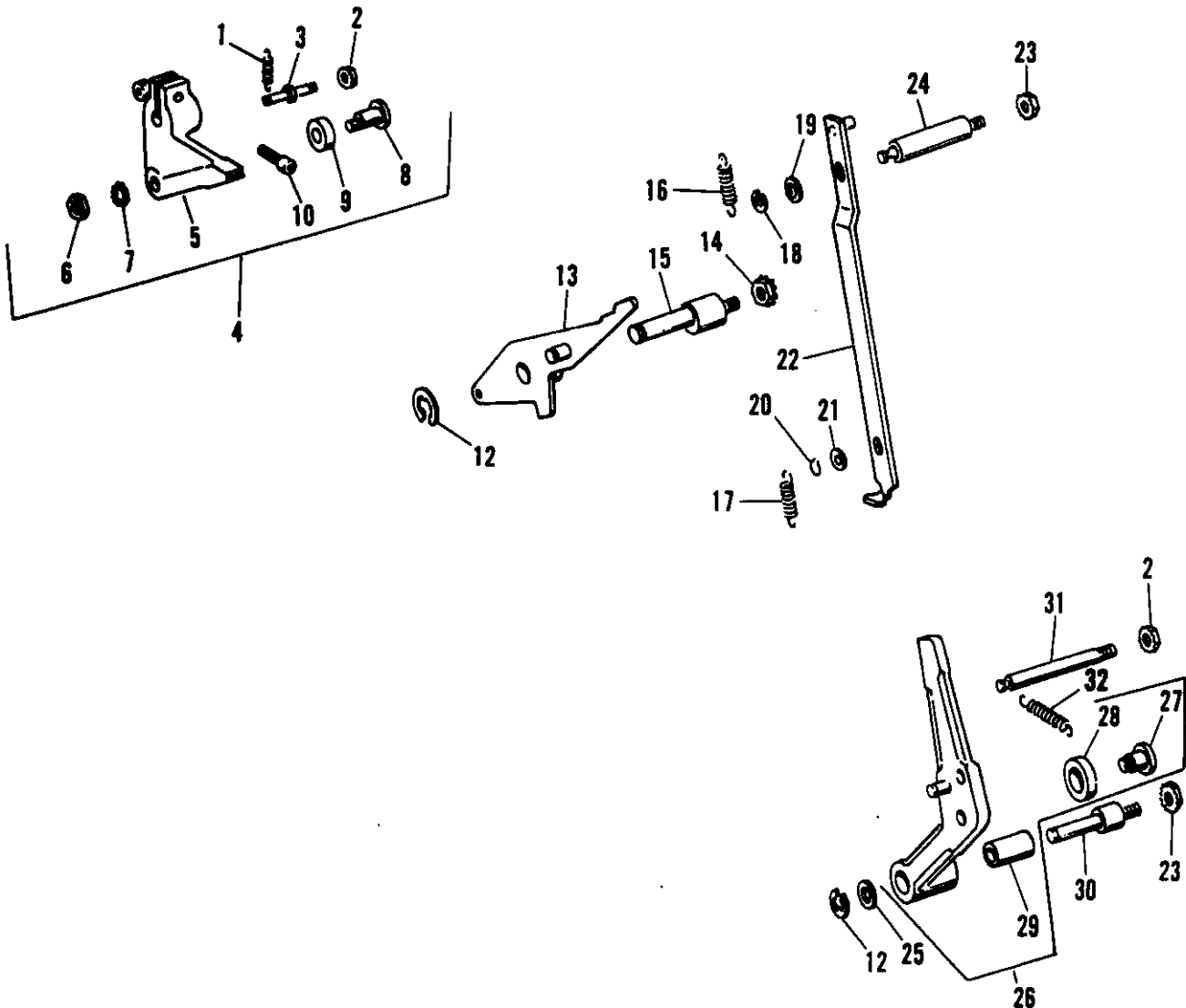
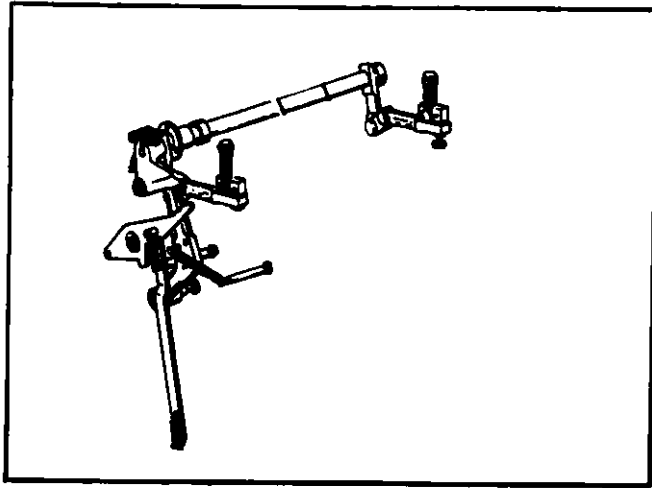


FIGURE 24 MODEL 8805/8820
Master Cylinder Lever Assemblies

parts catalog...

Index No.	Part No.	MODEL 8805/8820 - Figure 24 Description	Units Per Assy.
1	190148	SPRING - Tension, .406 O.D. x 2.312 O.A.L.	1
2	014808	NUT - 5/16-24	2
3	190768	STUD	1
4	072350	LEVER ASSEMBLY	1
5	071560	LEVER	1
6	001818	NUT - 1/4-28	1
7	001740	LOCKWASHER - .262 I.D. x .500 O.D. x .025	1
8	072357	SCREW - Eccentric	1
9	072358	TRUCK	1
10	100891	SCREW - 1/4-20 x 1.000	1
12	001080	RING - Retaining, .302 I.D. x .660 O.D. x .037	2
13	072370	LEVER ASSEMBLY - Latch	1
14	014807	NUT - 1/4-28	1
15	072373	STUD	1
16	072511	SPRING - .250 O.D. x 1.125 O.A.L.	1
17	041777	SPRING - .312 O.D. x 1.344 O.A.L.	1
18	001060	RING - Retaining, .208 I.D. x .527 O.D. x .027	1
19	021203	WASHER - .254 I.D. x .500 O.D. x .029	1
20	001062	RING - Retaining, .250 I.D. x .027	1
21	016574	WASHER - .315 I.D. x .687 O.D. x .047	1
22	072386	LINK ASSEMBLY - Latch	1
23	150085	NUT - 1/4-28	2
24	072388	STUD	1
25	014727	WASHER - .382 I.D. x .750 O.D. x .029	1
26	072040	LEVER ASSEMBLY - Power	1
27	192323	SCREW - Eccentric	1
28	072367	TRUCK	1
29	001446	BUSHING	1
30	072369	STUD	1
31	072129	STUD	1
32	072442	SPRING - Tension, .343 O.D. x 2.000 O.A.L.	1

parts Catalog...

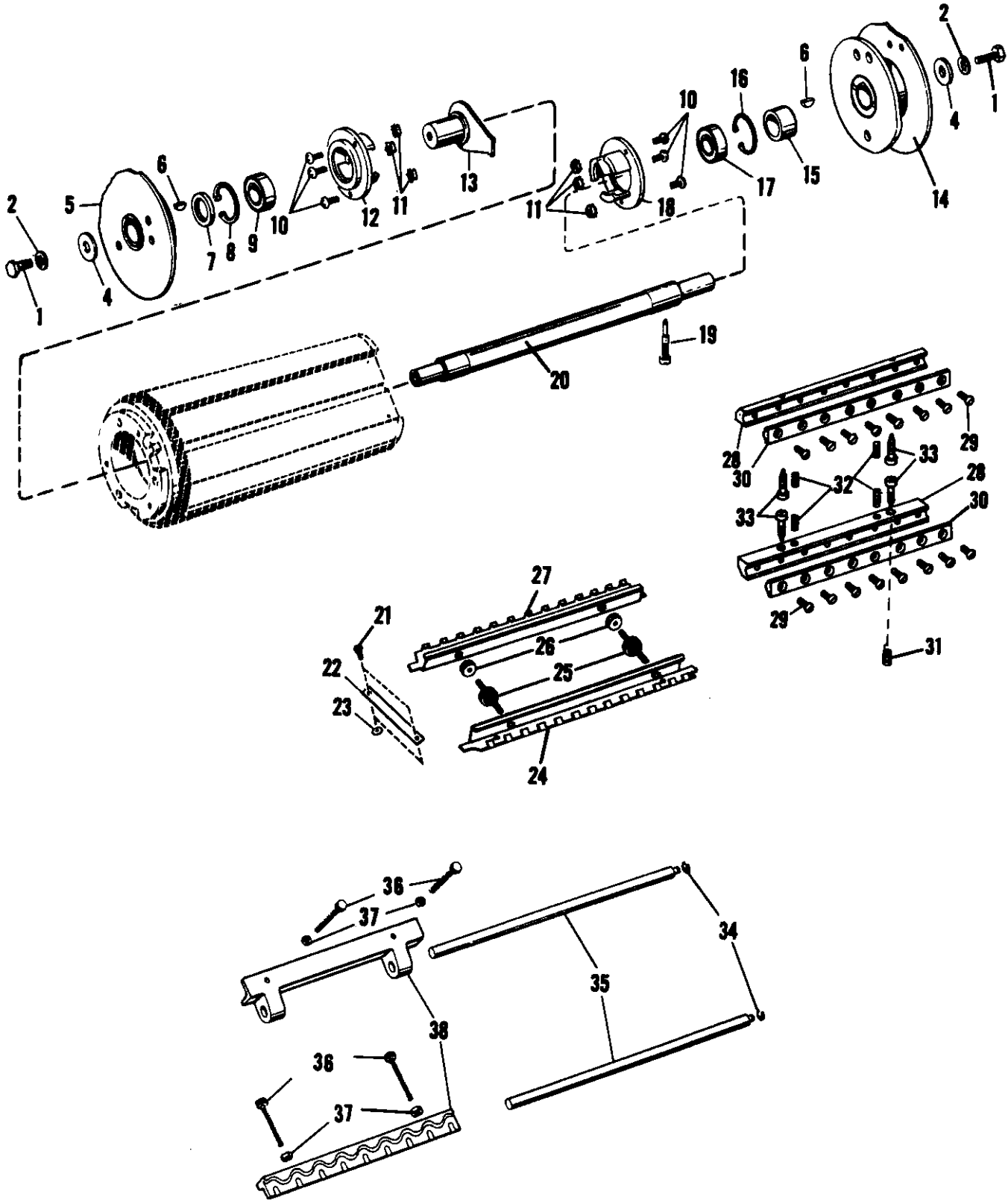


FIGURE 25 MODEL 8805/8820
Blanket Cylinder Shaft and Clamp

parts Catalog

Index No.	Part No.	MODEL 8805/8820 - Figure 25 Description	Units Per Assy.
1	014192	SCREW - 5/16-24 x 3/4	2
2	014721	WASHER - Lock, .326 I.D. x .600 O.D. x .030	2
4	014748	WASHER - .328 I.D. x 1.250 O.D. x .093	2
5	078532	CAM ASSEMBLY	1
6	078527	KEY	2
7	078551	SPACER	1
8	001066	RING - Retaining, Internal, 2.320 O.D. x .081	1
9	078520	BEARING - .9843 I.D. x 2.0472 O.D.	1
10	111057	SCREW - 10-32 x 3/4	6
11	150083	NUT - 10-32	6
12	012705	BEARING HOUSING - N.O.S.	1
13	078533	ARM ASSEMBLY	1
14	076083	CAM ASSEMBLY	1
15	078524	SPACER	1
16	001065	RING - Retaining, Internal, 2.089 O.D. x .065	1
17	078714	BEARING - .7874 I.D. x 1.8504 O.D.	1
18	012703	BEARING HOUSING - O.S.	1
19	078526	SCREW - Pivot, 5/16-24	1
20	078525	SHAFT	1
21	014288	SCREW - 10-32 x 5/8	4
22	196460	STRAP	2
23	192042	SPACER - .203 I.D. x .375 O.D. x .190.....	4
24	010254	HOOK BRACKET ASSEMBLY - L.H.	1
25	006157	SCREW - Adjustment	2
26	006159	RING - Locked	2
27	010253	HOOK BRACKET ASSEMBLY - R. H.	1
28	076093	CLAMP - Lower	2
29	014151	SCREW - 10-32 x 1/2	16
30	076092	CLAMP - Upper	2
31	100392	INSERT	4
32	014313	SCREW - Set, 1/4-28 x 1.000	4
33	190236	SCREW - Socket Head, 1/4-28 x 1-1/2	4
 <u>For M-8805 G/TG Only</u> 			
14	078528	CAM ASSEMBLY M-8805 G	1
34	001781	RING - Retaining, .331 I.D. x .448 O.D. x .027 M-8805 G ...	2
35	013024	SHAFT M-8805 G	2
36	078517	SCREW - Knurled, 1/4-28 x 1 7/8 M-8805 G	4
37	001818	NUT - 1/4-28 M-8805 G	4
38	078516	BAR M-8805 G	2

parts Catalog...

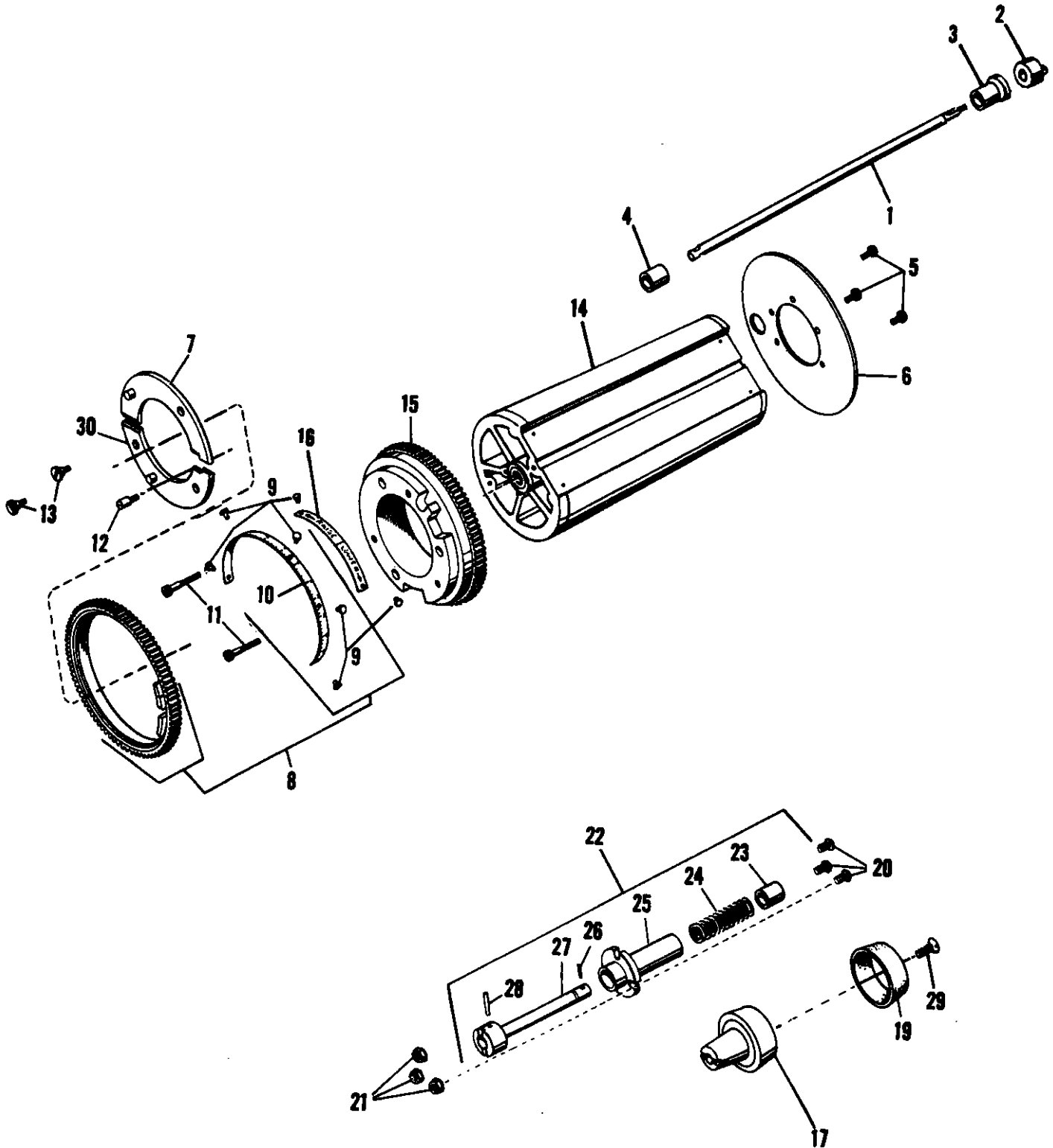


FIGURE 26 MODEL 8805/8820
Print Adjusting and Blanket Cylinder Assembly

parts catalog

Index No.	Part No.	MODEL 8805/8820 - Figure 26 Description	Units Per Assy.
1	018582	ROD (M-8805 A Only)	1
1	018579	ROD (M-8805/20)	1
2	012905	NUT - 3/8-40 (M-8805 A Only)	1
2	018469	NUT - 3/8-40 (M-8805/20)	1
3	196459	BUSHING - Flange (M-8805 A Only)	1
3	003586	WASHER - (M-8805/20 Not Illustrated)	1
4	196458	BUSHING - 13/32 I.D. x 3/4 O.D. x 1/2" (M-8805 A Only).....	1
5	111073	SCREW - 1/4-28 x 5/8	3
6	009553	SHIELD - (M-8805 A)	1
6	084089	SHIELD - (M-8805/20)	1
7	018577	RING ASSEMBLY - R.H.	1
8	078554	GEAR ASSEMBLY	1
9	014570	PIN - Drive Lok, .076 O.D. x 3/16	5
10	078553	SCALE	1
11	014157	SCREW - Cap, 1/4-28 x 1-1/4	2
12	078556	SCREW - Special, 1/4-28 x 1-3/16	1
13	020138	SCREW - Shoulder, 10-32	2
14	010251	CYLINDER - Blanket (M-8805 A Only)	1
14	076403	CYLINDER - Blanket (M-8805/20 Not Illustrated)	1
15	078415	GEAR	1
16	078552	INDICATOR	1
17	011380	KNOB	1
19	011379	TIRE	1
20	111055	SCREW - 10-32 x 9/16	3
21	150083	NUT - 10-32	3
22	009558	PRINT ADJUSTING ASSEMBLY	1
23	078542	BUSHING	1
24	078541	SPRING - Compression, .418 I.D. x 2.000 O.A.L.	1
25	076856	HOUSING	1
26	014921	PIN - Roll, .135 O.D. x .890 O.A.L.	1
27	009559	ROD ASSEMBLY	1
28	001987	PIN - Roll, .167 O.D. x .890 O.A.L.	1
29	014285	SCREW - 10-32 x 9/16	1
30	018575	RING ASSEMBLY - L.H.	1
BLANKET M-8805/20 Supply Item 4-4117			
<u>For M-8805 G/TG Only</u>			
14	073708	CYLINDER - Blanket M-8805 G	1
BLANKET M-8805 G Supply Item 4-4112			

parts catalog...

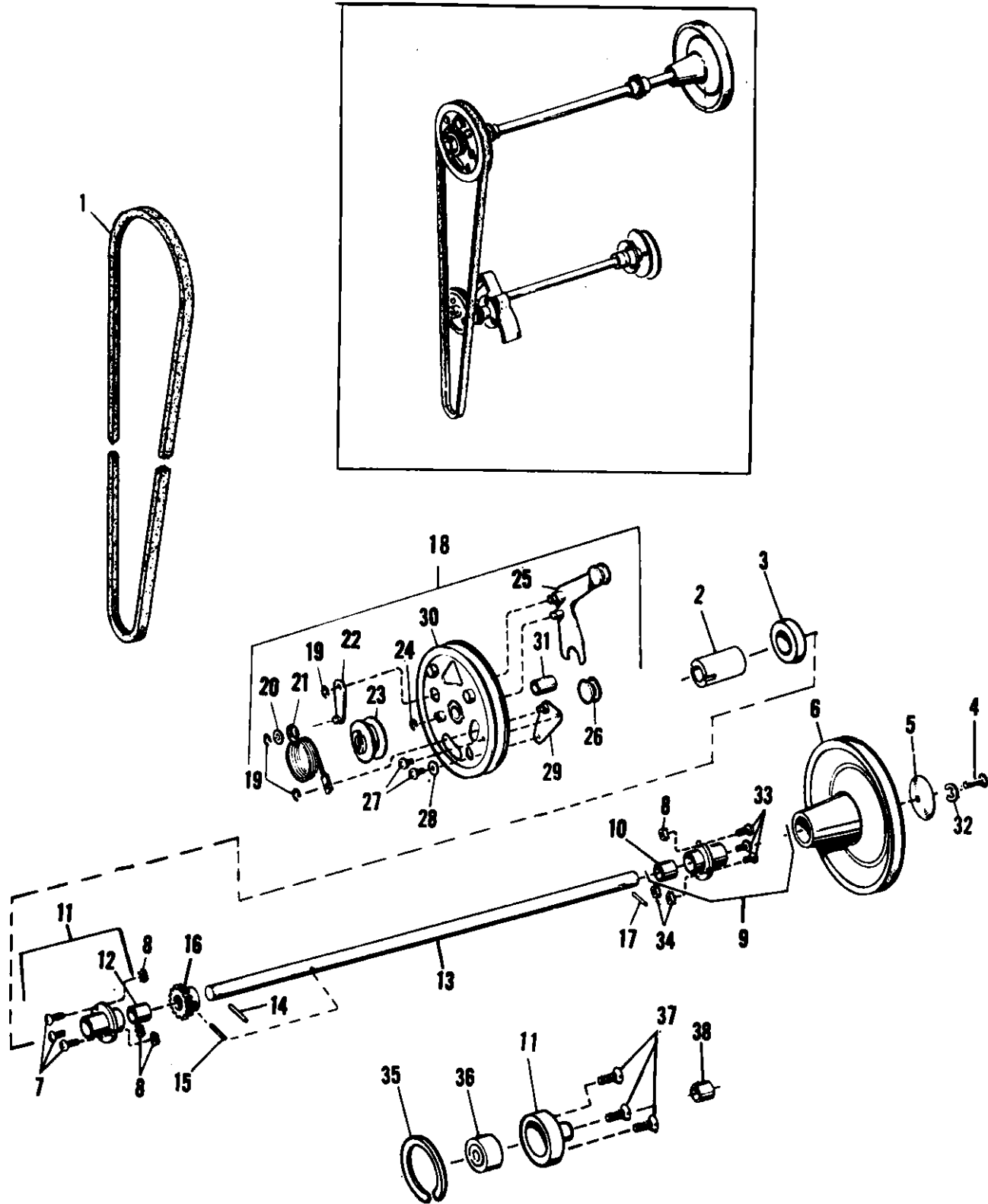


FIGURE 27 MODEL 8805/8820
Clutch Assembly and Drive Shaft

parts catalog

Index No.	Part No.	MODEL 8805/8820 - Figure 27 Description	Units Per Assy.
1	196773	BELT - Drive, (4L500)	1
2	079865	SLEEVE - .625 I.D. x .812 O.D. x 1.651 O.A.L.	1
3	196659	SPACER - .625 I.D. x 1.000 O.D. x .205	2
4	195088	SCREW - 10-32 x 3/4	1
5	071398	DISK	1
6	016907	HANDWHEEL	1
7	001555	SCREW - 10-32 x 1/2	3
8	014248	NUT - 10-32	3
9	080247	HOUSING ASSEMBLY - O.S.	1
10	014653	BUSHING - .628 I.D. x .722 O.D. x 1.250	1
11	010183	HOUSING ASSEMBLY - N.O.S.	1
12	014653	BUSHING - .629 I.D. x .722 O.D. x 1.255	1
13	010182	SHAFT ASSEMBLY	1
14	001986	PIN - Roll, .199 O.D. x .952 O.A.L.	1
15	014972	PIN - Spiral, .182 O.D. x .937 O.A.L.	1
16	080191	GEAR	1
17	101331	PIN - Spiral, .168 O.D. x .885 O.A.L.	1
18	079871	CLUTCH ASSEMBLY - (4L Belt)	1
19	001097	RING - Snap, .186 I.D. x .437 O.D. x .027	3
20	015213	WASHER - .223 I.D. x .375 O.D. x .029	1
21	073488	SPRING - Torsion, Clutch	1
22	041695	LINK - Weight Lever	1
23	079869	PINION - Clutch	1
24	001095	RING - Snap, .254 I.D. x 1/2 O.D. x .027	1
25	077234	LEVER - Weight	1
26	077233	WEIGHT - Sliding	1
27	001690	SCREW - 10-32 x 5/16	2
28	001702	WASHER - .195 ID. x 1/2 O.D. .031	1
29	072680	PLATE - Spring, Adjusting	1
30	079872	PULLEY - Clutch	1
31	079868	BUSHING - .815 I.D. x .940 O.D. x 7/8 O.A.L.	1
32	001781	RING - Cresnet, .331 I.D. x .027	1
33	111055	SCREW - 10-32 x 9/16	3
34	150083	NUT - 10-32	3
<u>For M-8805 G/TG Only</u>			
3	079866	SPACER - .626 I.D. x 1.125 O.D. x .151 M-8805 G	1
11	080522	HOUSING ASSEMBLY - M-8805 G	1
35	100646	RING - Internal, 1.769 O.D. x .047 M-8805 G	1
36	190179	BEARING - M-8805 G	1
37	100185	SCREW - Cap, 10-32 x 7/16" M-8805 G	3
38	191481	SLEEVE - .625 I.D. x .725 O.D. x .796 O.A.L. M-8805 G	1

parts catalog...

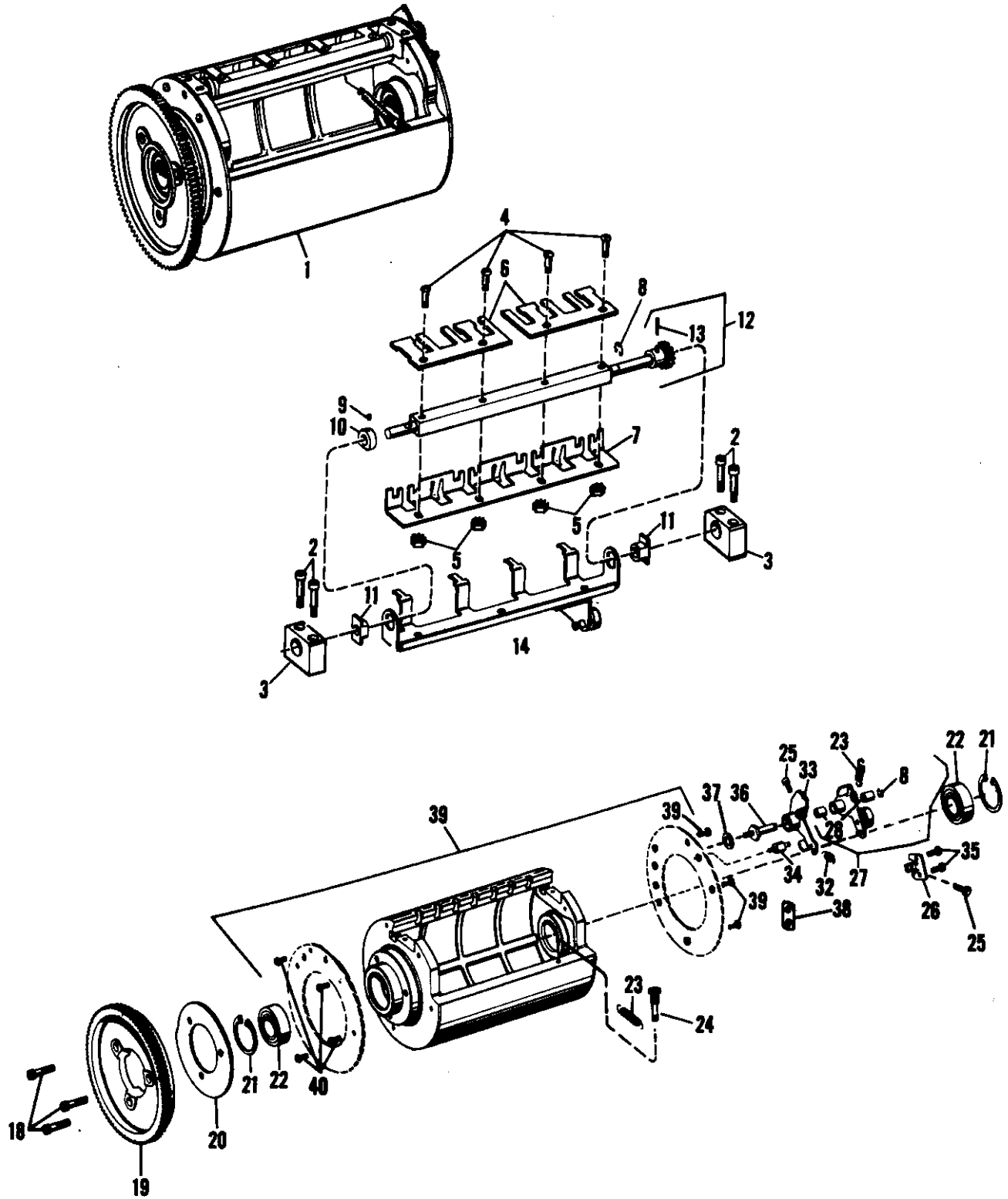
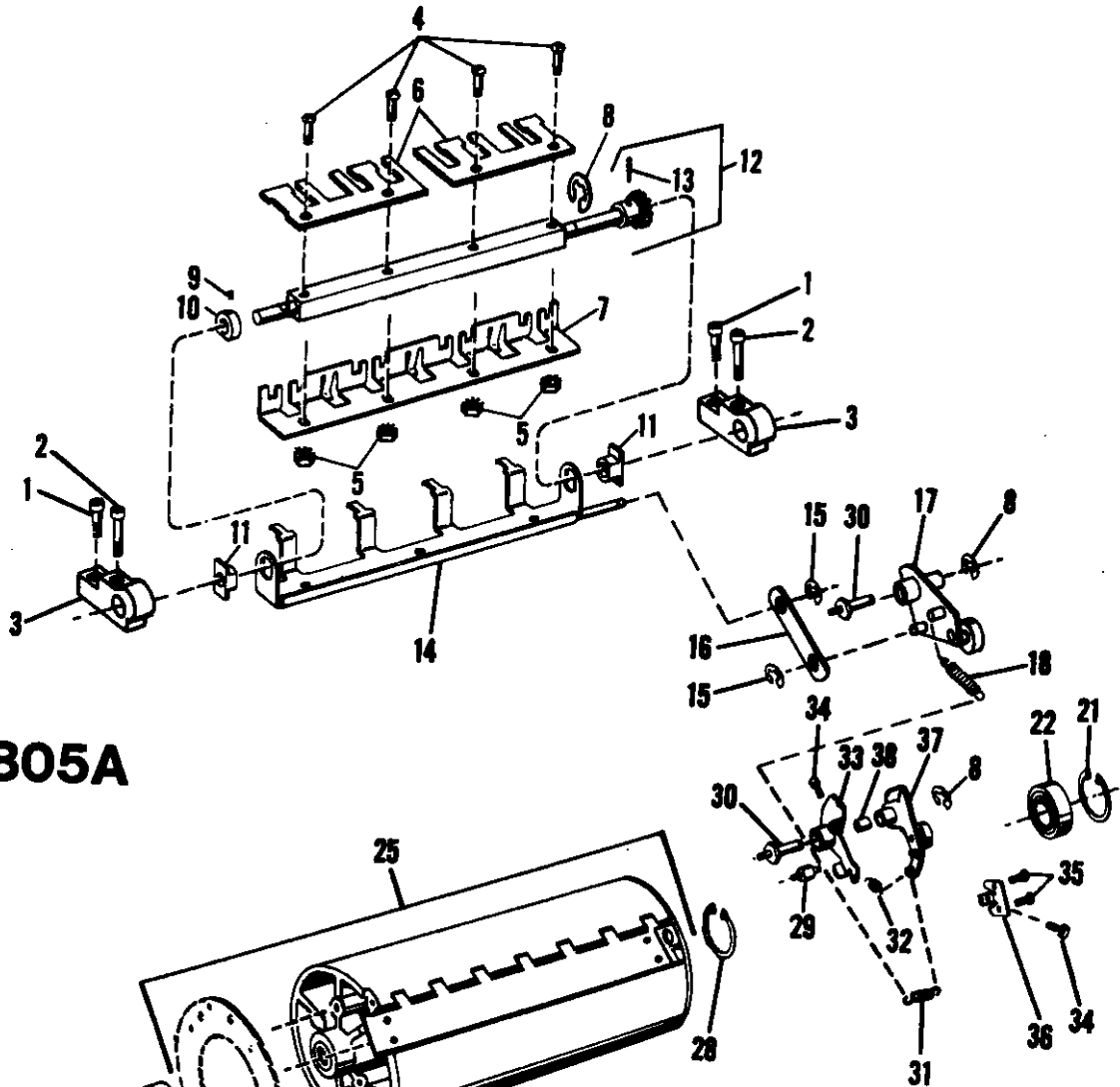


FIGURE 28 MODEL 8805/8820
Impression Cylinder Assembly

parts catalog

Index No.	Part No.	MODEL 8805/8820 - Figure 28 Description	Units Per Assy.
1	***076094	IMPRESSION CYLINDER ASSEMBLY - (Tray Delivery)	1
1	***076557	IMPRESSION CYLINDER ASSEMBLY - (Chain Delivery)	1
2	014175	SCREW - 10-32 x 7/8	4
3	073724	BEARING BLOCK	2
4	014205	SCREW - 10-32 x 13/16	4
5	014808	NUT - 10-32	4
6	078611	FINGER - 1/4"	2
7	078608	PAPER STOP - 1/4"	1
8	001095	RING - Retaining, .245 I.D. x .500 O.D. x .027	2
9	001207	SCREW - Set, 8-32 x 3/16	1
10	078750	COLLAR	1
11	078741	BUSHING	2
12	078721	SHAFT ASSEMBLY - (Tray Delivery)	1
12	073970	SHAFT ASSEMBLY - (Chain Delivery)	1
13	000006	PIN - Taper, .0850 O.D. x .562 O.A.L.	1
14	078609	FINGER ASSEMBLY - (Tray Delivery)	1
18	014165	SCREW - 1/4-28 x 1.000	3
19	078711	GEAR	1
20	078712	CAM	1
21	001066	RING - Retaining, Internal, 2.320 O.D. x .081	2
22	078520	BEARING - .9843 I.D. x 2.0472 O.D.	2
23	078744	SPRING - Tension, .406 O.D. x 1.937 O.A.L. x .049	2
24	076100	ANCHOR - Spring, (Tray Delivery)	1
25	014174	SCREW - 10-32 x 5/8	2
26	078742	BRACKET ASSEMBLY	1
27	078756	ARM ASSEMBLY	1
28	001429	BUSHING	2
32	078730	SPRING - Tension, .453 O.D. x 1.031 O.A.L. x .063	1
33	078735	SEGMENT ASSEMBLY	1
34	078746	STUD - (Tray Delivery)	1
34	194679	ANCHOR - Spring, (Chain Delivery)	1
35	111055	SCREW - 10-32 x 9/16	2
36	076195	STUD	1
37	195837	WASHER - 17/64 I.D. x 3/4 O.D. x 1/8 (Chain Delivery) ...	1
38	194678	LINK - (Chain Delivery)	1
39	076544	CYLINDER SUB ASSEMBLY - (Chain Delivery)	1
39	076392	CYLINDER SUB ASSEMBLY - (Tray Delivery)	1
40	111054	SCREW - 10-32 x 1/2 (Tray Delivery)	6
	***	Not Available As An Assembly	

parts Catalog...



NOTE:
M-8805A

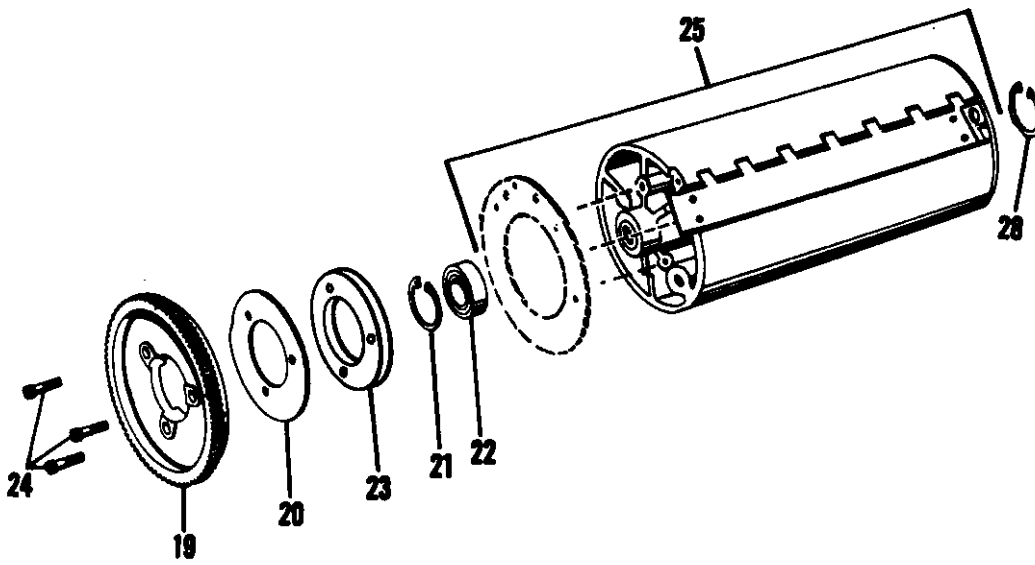


FIGURE 28A MODEL 8805 A
Aluminum Impression Cylinder

parts catalog...

Index No.	Part No.	MODEL 8805 A - Figure 28A Description	Units Per Assy.
<u>For M-8805 A Only (Aluminum Cylinders)</u>			
1	014314	SCREW - Cap, 10-32 x 1.000	2
2	014345	SCREW - Cap, 10-32 x 1.500	2
3	010284	BLOCK - Bearing	2
4	014205	SCREW - 10-32 x 13/16	4
5	014808	NUT - 10-32	4
6	078611	FINGER - 1/4"	2
7	078608	PAPER STOP - 1/4	1
8	001095	RING - Retaining, .245 I.D. x .500 O.D. x .027	3
9	001207	SCREW - Set, 8-32 x 3/16	1
10	078750	COLLAR	1
11	078741	BUSHING	2
12	010286	SHAFT ASSEMBLY - Gripper	1
13	000006	PIN - Taper, .085 O.D. x .562 O.A.L.	1
14	010291	FINGER ASSEMBLY - Stripper	1
15	014504	RING - Retaining, .146 I.D. x .335 O.D. x .027	2
16	196433	LINK - Stripper	1
17	010290	LEVER ASSEMBLY - Stripper	1
18	196431	SPRING - Tension, .359 O.D. x 2.500 O.A.L. x .049	1
19	078711	GEAR	1
20	078712	CAM	1
21	001066	RING - Retaining, Internal, 2.320 O.D. x .081	2
22	078520	BEARING - .984 I.D. x 2.047 O.D. x .590	2
23	010276	SPACER - Gear	1
24	014304	SCREW - Cap, 1/4-28 x 1-1/2	3
25	010271	CYLINDER	1
28	101940	RING - Retaining, Collar	1
29	196437	STUD - Spring	1
30	196438	STUD	2
31	196430	SPRING - Tension, .359 O.D. x 3.000 O.A.L. x .049	1
32	078730	SPRING - Tension, .453 O.D. x 1.031 O.A.L. x .063	1
33	078735	SEGMENT ASSEMBLY	1
34	014174	SCREW - 10-32 x 5/8	2
35	111055	SCREW - 10-32 x 9/16	2
36	078742	BRACKET ASSEMBLY	1
37	010288	ARM ASSEMBLY - Gripper	1
38	001429	BUSHING	2

parts catalog...

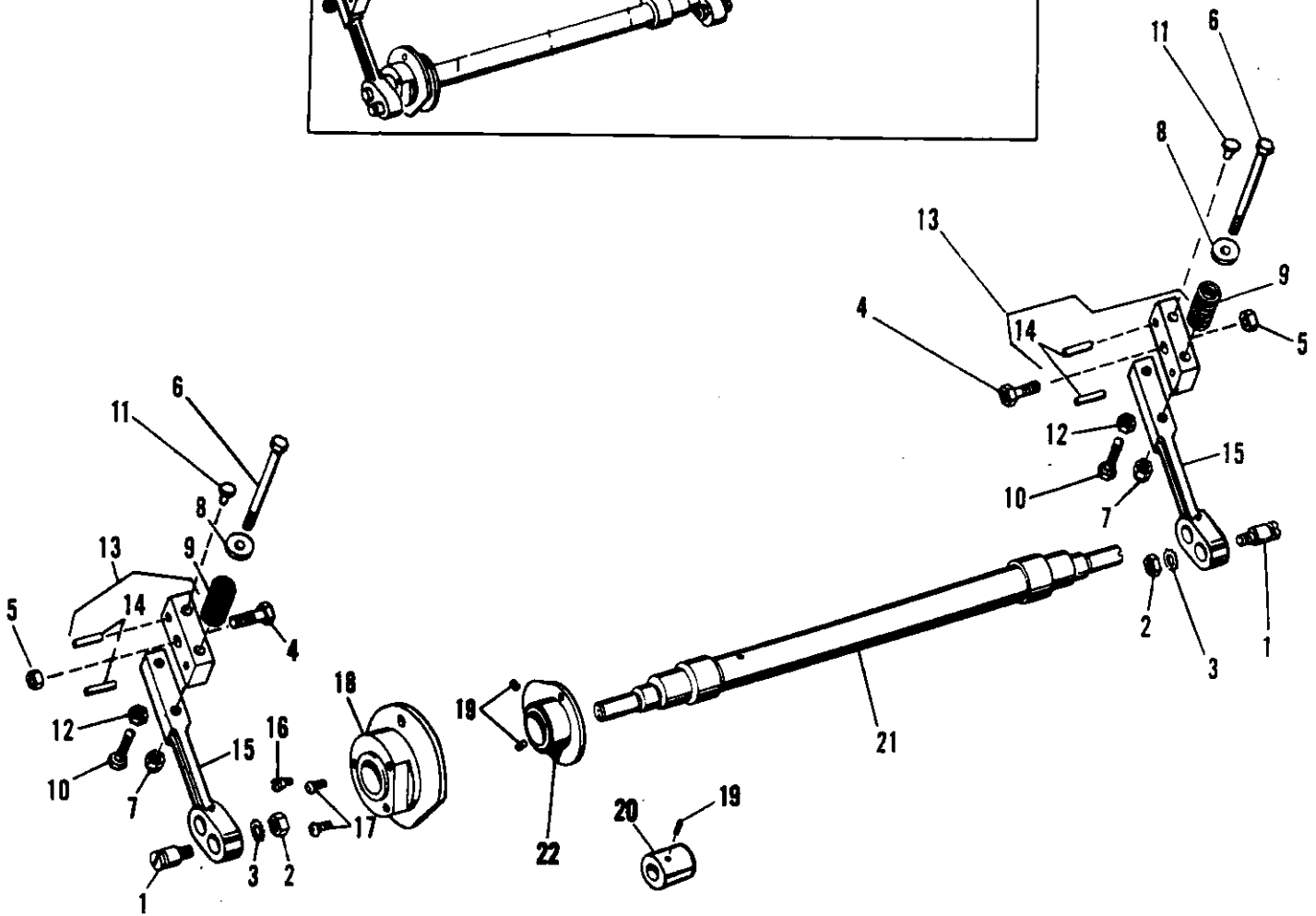



FIGURE 29 MODEL 8805/8820
Impression Cylinder Shaft and Support Arms

parts catalog...

Index No.	Part No.	MODEL 8805/8820 - Figure 29 Description	Units Per Assy.
1	080496	STUD - 3/4 Dia. Pivot	2
2	001845	NUT - 3/8-24	2
3	014750	WASHER - Lock, .398 I.D. x .695 O.D. x .040	2
4	014121	SCREW - 3/8-24 x 1.000	2
5	150089	NUT - 3/8-24	2
6	014172	SCREW - 1/4-28 x 3/4	2
7	001821	NUT - 1/4-28	2
8	072416	GUIDE	2
9	193392	SPRING - Comp., .822 O.D. x 2.390 O.A.L. x .098	2
10	014173	SCREW - 5/16-18 x 1-1/4	2
11	080447	PIN - Separator (M-8810/20)	2
12	001840	NUT - 5/16-18	2
13	080486	BLOCK ASSEMBLY	2
14	001981	PIN - Roll, .199 O.D. x .827 O.A.L.	2
15	080498	SUPPORT ARM - 3/4 Dia. Pivot	2
16	016158	SCREW - Shoulder, 10-32 x .273	1
17	001649	SCREW - 10-32 x 1/2	2
18	010269	CAM ASSEMBLY - (Tray Delivery)	1
18	010278	CAM ASSEMBLY - (M-8805 A)	1
18	010295	CAM ASSEMBLY - (Chain Delivery)	1
19	014206	SCREW - Set, 1/4-28 x 3/8	2
20	196429	COLLAR - Lock (M-8805 A)	1
20	073969	COLLAR - Lock (Chain Delivery)	1
21	078713	SHAFT	1
22	078715	CAM ASSEMBLY - (Tray Delivery)	1

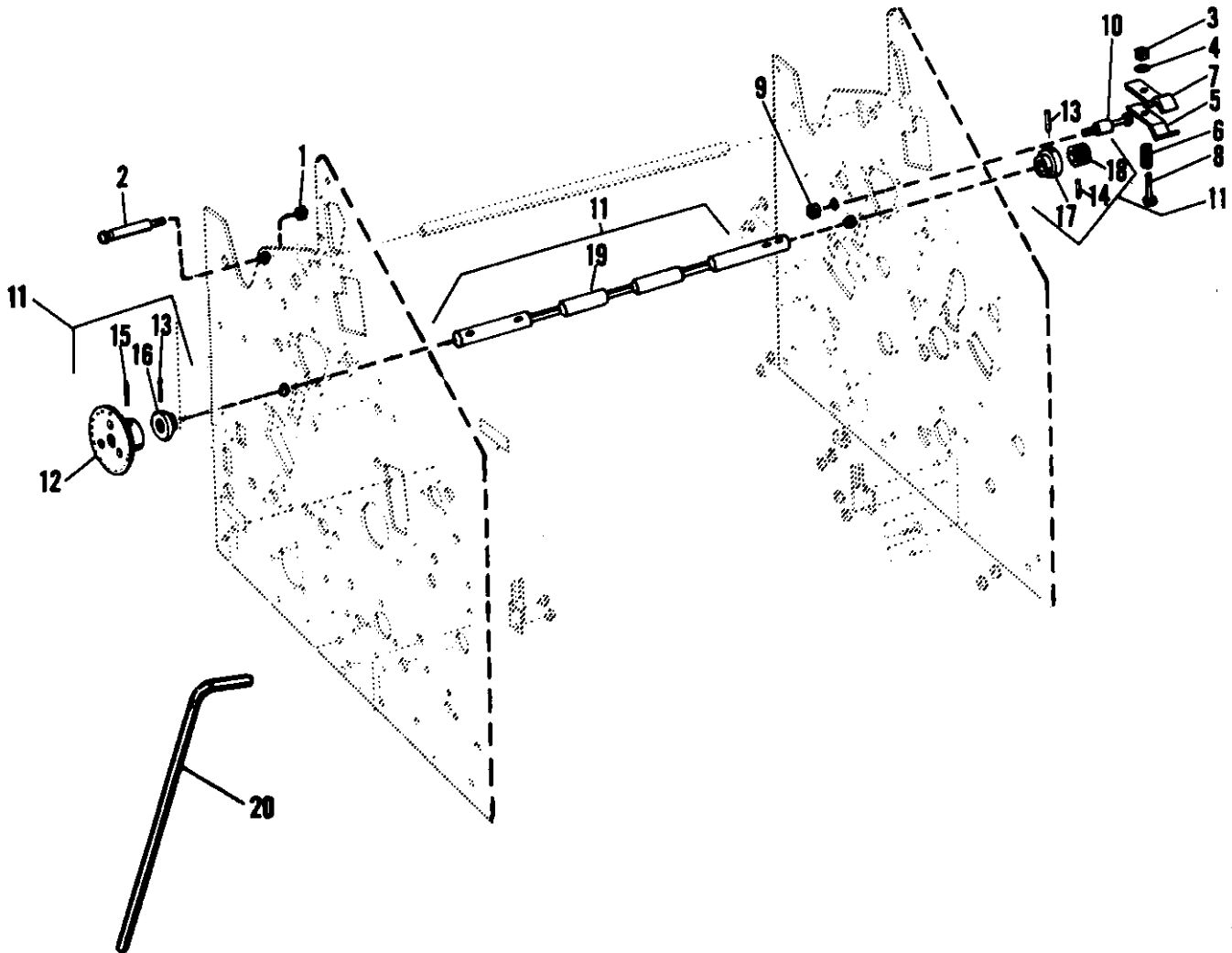


FIGURE 30 MODEL 8805/8820
Gap Control - Impression Cylinder

parts catalog

Index No.	Part No.	MODEL 8805/8820 - Figure 30 Description	Units Per Assy
1	014808	NUT - 10-32	1
2	190768	STUD	1
3	101051	NUT - 10-32	1
4	001702	WASHER - .195 I.D. x .500 O.D. x .031	1
6	077836	SPRING - Compression, .269 I.D. x .718 O.A.L.	1
7	080452	CLAMP	2
8	077301	SCREW - Shoulder, 10-32	1
9	150085	NUT - 1/4-28	1
10	193323	STUD	1
11	010172	DIAL AND CAM ASSEMBLY	1
12	*	DIAL ASSEMBLY	1
13	001992	PIN - Roll, .135 O.D. x 1.015 O.A.L.	2
14	001980	PIN - Roll, .135 O.D. x .640 O.A.L.	1
15	141573	PIN - Roll, .199 O.D. x .890 O.A.L.	1
16	080448	CAM - O.S.	1
17	080449	CAM - N.O.S.	1
18	073551	DRAG	1
19	*	SHAFT	1
20	196334	ALLEN WRENCH - Special, 1/4" Hex	1
	*	Not Procurable Separately	

parts catalog...

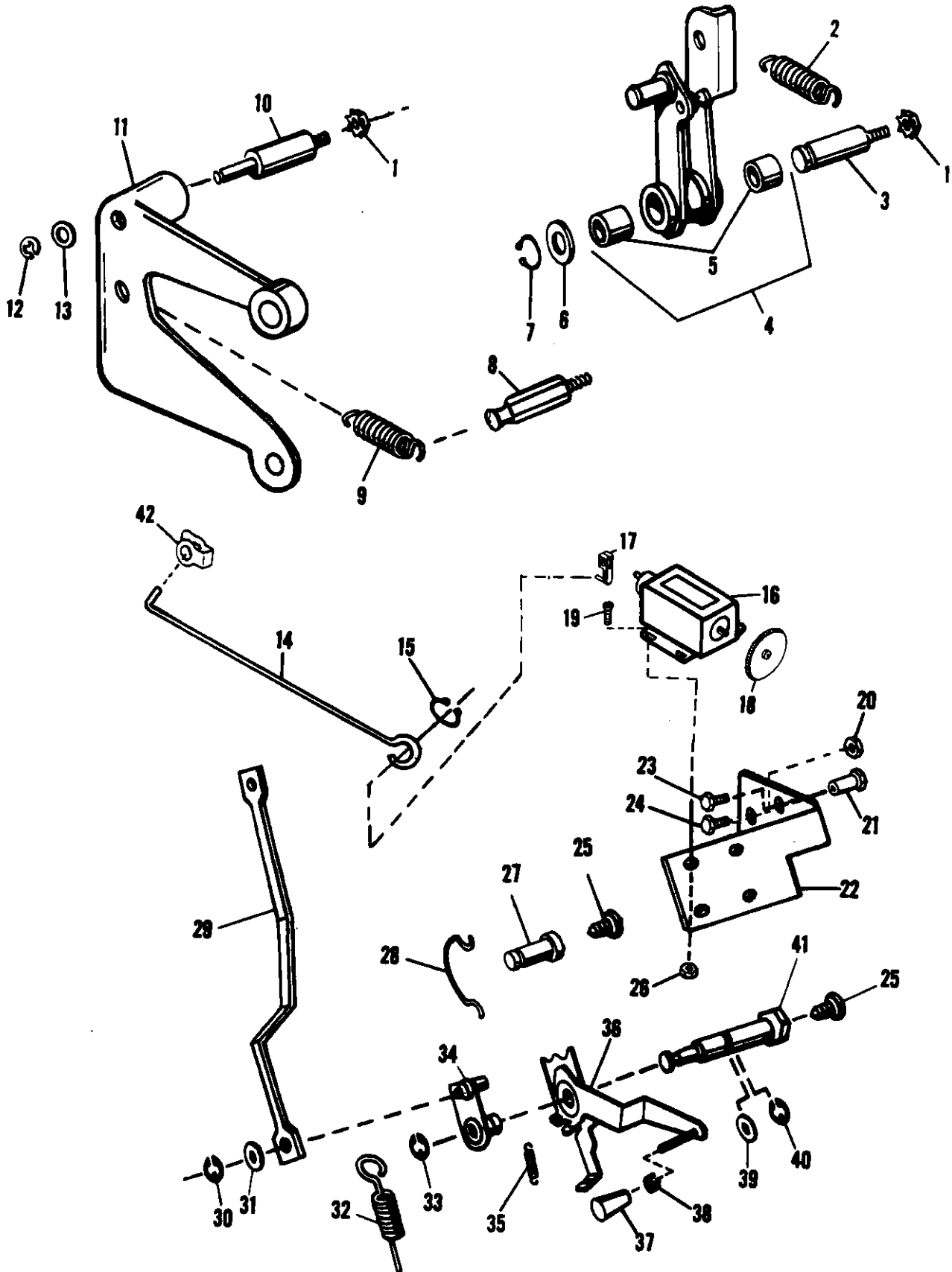


FIGURE 31 MODEL 8805/8820
Counter and Feed Levers

parts Catalog

Index No.	Part No.	MODEL 8805/8820 - Figure 31 Description	Units Per Assy.
1	150085	NUT - 1/4-28	2
2	072442	SPRING - Tension, .343 O.D. x 2.000 O.A.L. x .040	1
3	072247	STUD	1
4	072239	DOUBLE LEVER ASSEMBLY	1
5	001412	BUSHING - .441 I.D. x .564 O.D. x .375	2
6	190149	WASHER - .441 I.D. x .687 O.D. x .029	1
7	001075	RING - Retaining, .397 I.D. x .027	1
8	196461	STUD - Spring, Anchor	1
9	196430	SPRING - Tension, .359 O.D. x 3.000 O.A.L. x .049	1
10	072440	STUD	1
11	010163	LEVER	1
12	001095	RING - Retaining, .245 I.D. x .500 O.D. x .027	1
13	001766	WASHER - .325 I.D. x .500 O.D.	1
14	010166	ROD - Counter	1
15	014464	RING - Grip, .240 I.D.	1
16	072426	COUNTER ASSEMBLY	1
17	072429	LEVER	1
18	072537	WHEEL - Reset, Root	1
18	072414	WHEEL - Reset, Redington	1
19	110113	SCREW - 4-40 x 5/16	4
20	150083	NUT - 10-32	1
21	195359	NUT - Adapter	1
22	010165	BRACKET	1
23	111056	SCREW - 10-32 x 5/8	1
24	014230	SCREW - 1/4-28 x 1/2	1
25	101612	SCREW - 1/4-28 x 7/16	2
26	100228	NUT - 4-40	4
27	076711	ANCHOR - Spring	1
28	190395	SPRING - Special	1
29	076704	ROD - Feed Control	1
30	001060	RING - Retaining, .208 I.D. .527 O.D. x .027	2
31	021203	WASHER - .254 I.D. x .500 O.D. x .029	2
32	072531	SPRING - Tension, .312 O.D. x 2.812 O.A.L. x .042	1
33	001080	RING - Retaining, .302 I.D. x .660 O.D. x .037	1
34	076709	LEVER ASSEMBLY - Support	1
35	041774	SPRING - Tension, .250 O.D. x .781 O.A.L.	1
36	010160	LEVER ASSEMBLY - Feed	1
37	011371	KNOB	1
38	072052	CLIP	1
39	014761	WASHER - .628 I.D. x 1.000 O.D. x .029	1
40	014510	RING - Retaining, .483 I.D. x .940 O.D. x .044	1
41	196424	STUD - Feed Control Pivot	1
42	196471	CLIP - Retainer, Rod	1

parts Catalog...

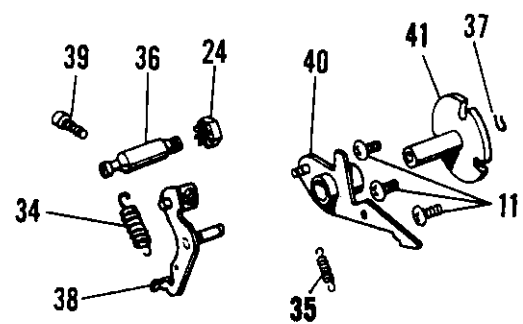
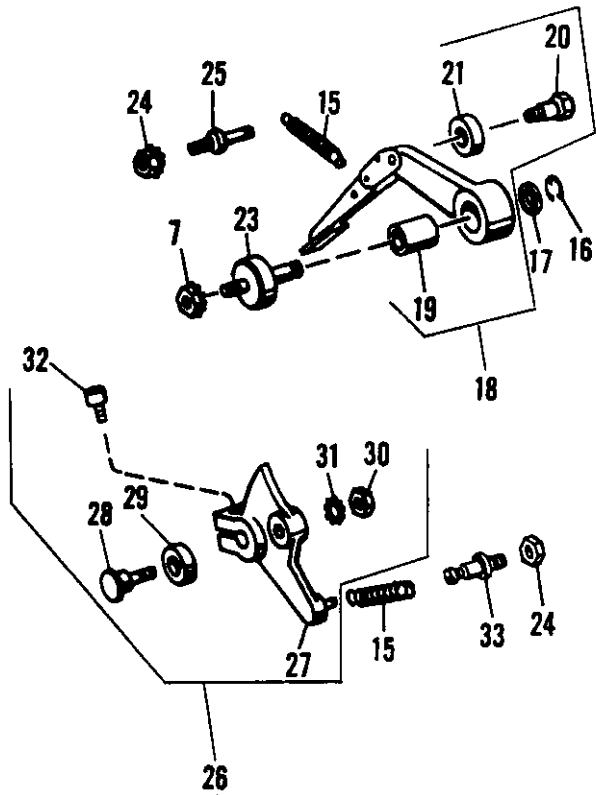
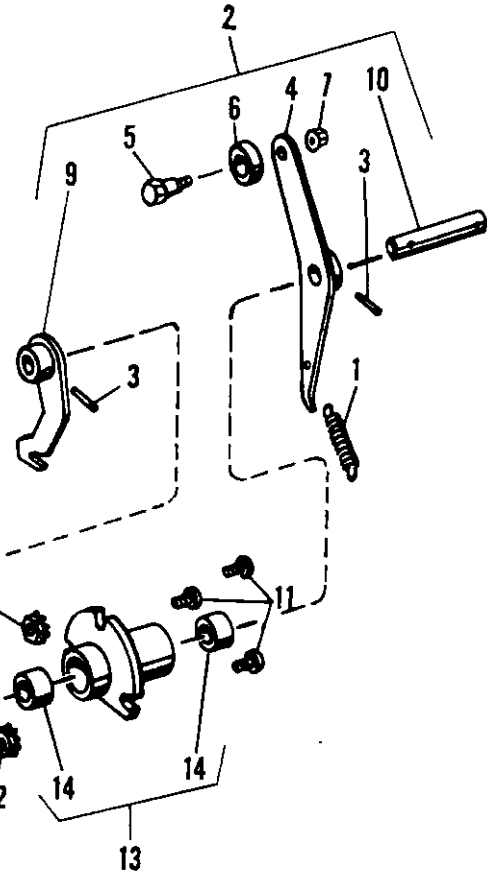



FIGURE 32 MODEL 8805/8820
Control Levers and Impression Cylinder Latch

parts catalog

Index No.	Part No.	MODEL 8805/8820 - Figure 32 Description	Units Per Assy.
1	020444	SPRING - .468 O.D. x 1.937 O.A.L.	1
2	072146	CONTROL LEVER ASSEMBLY	1
3	100554	PIN - Spiral, .136 O.D. x .760 O.A.L.	2
4	*072147	LEVER	1
5	192895	SCREW - Shoulder, 1/4-28 x .327	1
6	192896	TRUCK	1
7	150085	NUT - 1/4-28	1
9	*072149	LEVER	1
10	*072151	SHAFT	1
11	111054	SCREW - 10-32 x 1/2	6
12	001812	NUT - 10-32	3
13	072152	HOUSING AND BUSHING ASSEMBLY	1
14	001422	BUSHING - .379 I.D. x .504 O.D. x .312 O.A.L.	2
15	072442	SPRING - .343 O.D. x 2.000 O.A.L. x .040	2
16	001080	RING - Retaining, .302 I.D. x .660 O.D. x .037	1
17	014727	WASHER - .385 I.D. x .760 O.D. x .032	1
18	072362	LEVER ASSEMBLY - Power	1
19	001446	BUSHING - .379 I.D. x .503 O.D. x .875 O.A.L.	1
20	192323	SCREW - Shoulder, 1/4-28 x 1/4	1
21	072367	TRUCK	1
23	072368	STUD	1
24	014808	NUT - 10-32	2
25	072413	ANCHOR - Spring	1
26	072354	LEVER ASSEMBLY	1
27	071561	LEVER	1
28	072357	STUD - Eccentric	1
29	072358	TRUCK	1
30	001818	NUT - 1/4-28	1
31	001740	WASHER - Lock, .267 I.D. x .506 O.D. x .030	1
32	100891	SCREW - 1/4-20 x 1.000	1
33	072412	STUD - Spring	1
34	073325	SPRING - .375 O.D. x 1.375 O.A.L. x .037	1
35	073326	SPRING - .312 O.D. x .781 O.A.L. x .031	1
36	072129	ANCHOR - Spring	1
37	001046	RING - Retaining, .283 I.D. x .027	1
38	072379	LEVER ASSEMBLY	1
39	014174	SCREW - 10-32 x 5/8	1
40	072375	LEVER ASSEMBLY	1
41	072378	BEARING	1
	*	Not Procurable Separately	

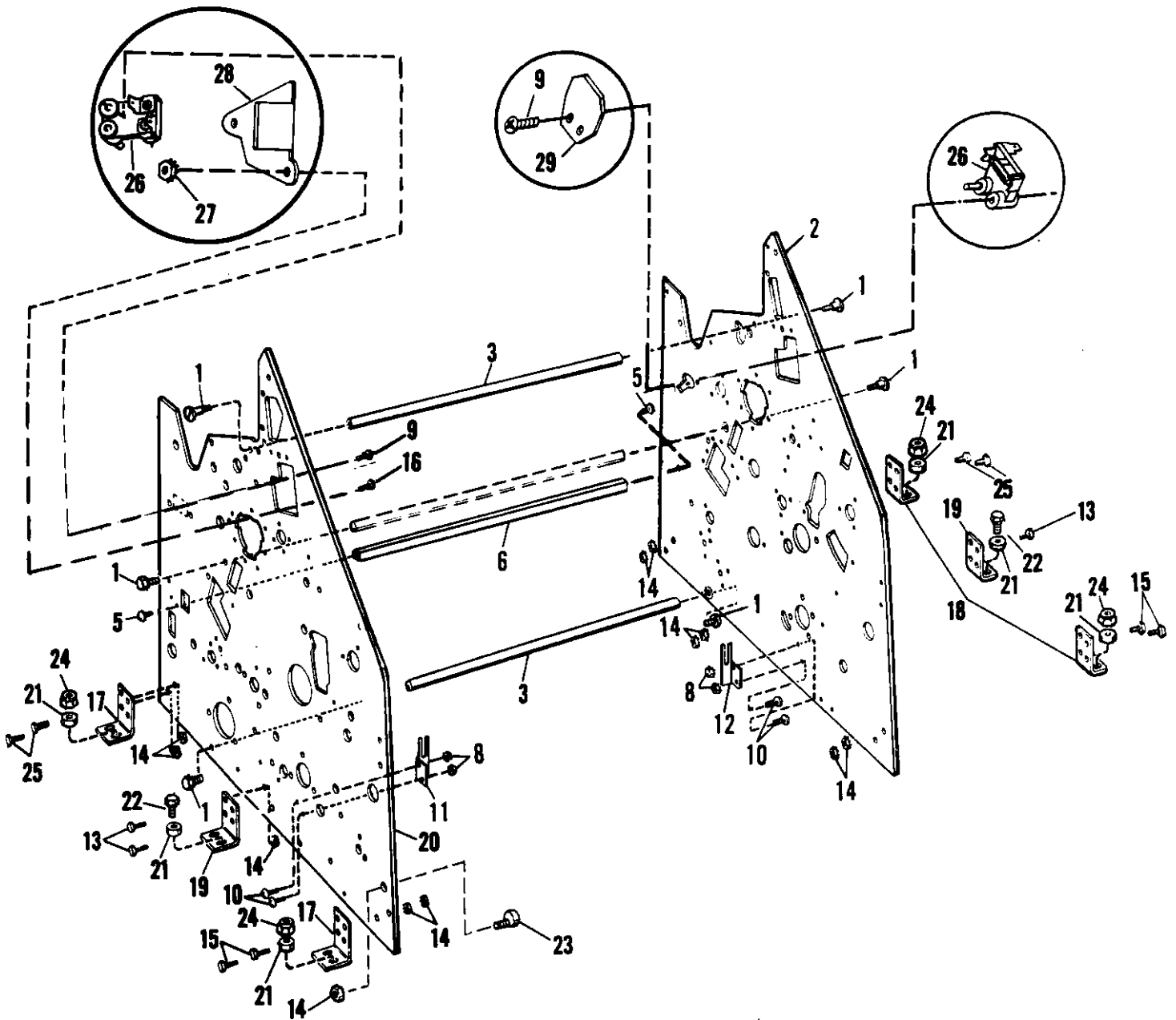


FIGURE 33 MODEL 8805/8820
Side Frames and Tie Bars

parts catalog

Index No.	Part No.	MODEL 8805/8820 - Figure 33 Description	Units Per Assy.
1	193601	SCREW - Shoulder, 5/16-24	6
2	017514	FRAME - Machine, N.O.S. (1st Design)	1
2	016205	FRAME - Machine, N.O.S.	1
3	084406	TIE BAR	3
5	111071	SCREW - 1/4-28 x 1/2 (Old Design)	2
6	072799	TIE BAR - (Old Design)	1
8	150081	NUT - 8-32	4
9	101165	SCREW - 10-16 x 5/8	2
10	111036	SCREW - 8-32 x 1/2	4
11	072055	GUARD - O.S.	1
12	072056	GUARD - N.O.S.	1
13	111073	SCREW - 1/4-28 x 5/8	4
14	150085	NUT - 1/4-28	13
15	195296	SCREW - Dowel, 1/4-28 x 3/4	4
16	001555	SCREW - 10-32 x 1/2	2
17	011055	BRACKET - Foot, O.S.	2
18	011056	BRACKET - Foot, N.O.S.	2
19	011229	BRACKET - Foot, Center	2
20	017511	FRAME - Machine, O.S. (1st Design)	1
20	016204	FRAME - Machine, O.S.	1
21	193808	SPACER - .318 I.D. x 9/16 x .152	6
22	111089	SCREW - 5/16-24 x 5/8	2
23	190116	STOP - Height Regulator	1
24	001824	NUT - Lock, 5/16-18	4
25	196393	SCREW - Dowel, 1/4-28 x 5/8 (Tray Delivery)	4
25	195296	SCREW - Dowel, 1/4-28 x 3/4 (Chain Delivery)	4
26	076864	SWITCH ASSEMBLY - Reed	2
27	014808	NUT - 10-32	2
28	007989	COVER - Switch	1
29	007932	SHIELD - Switch	1

parts catalog...

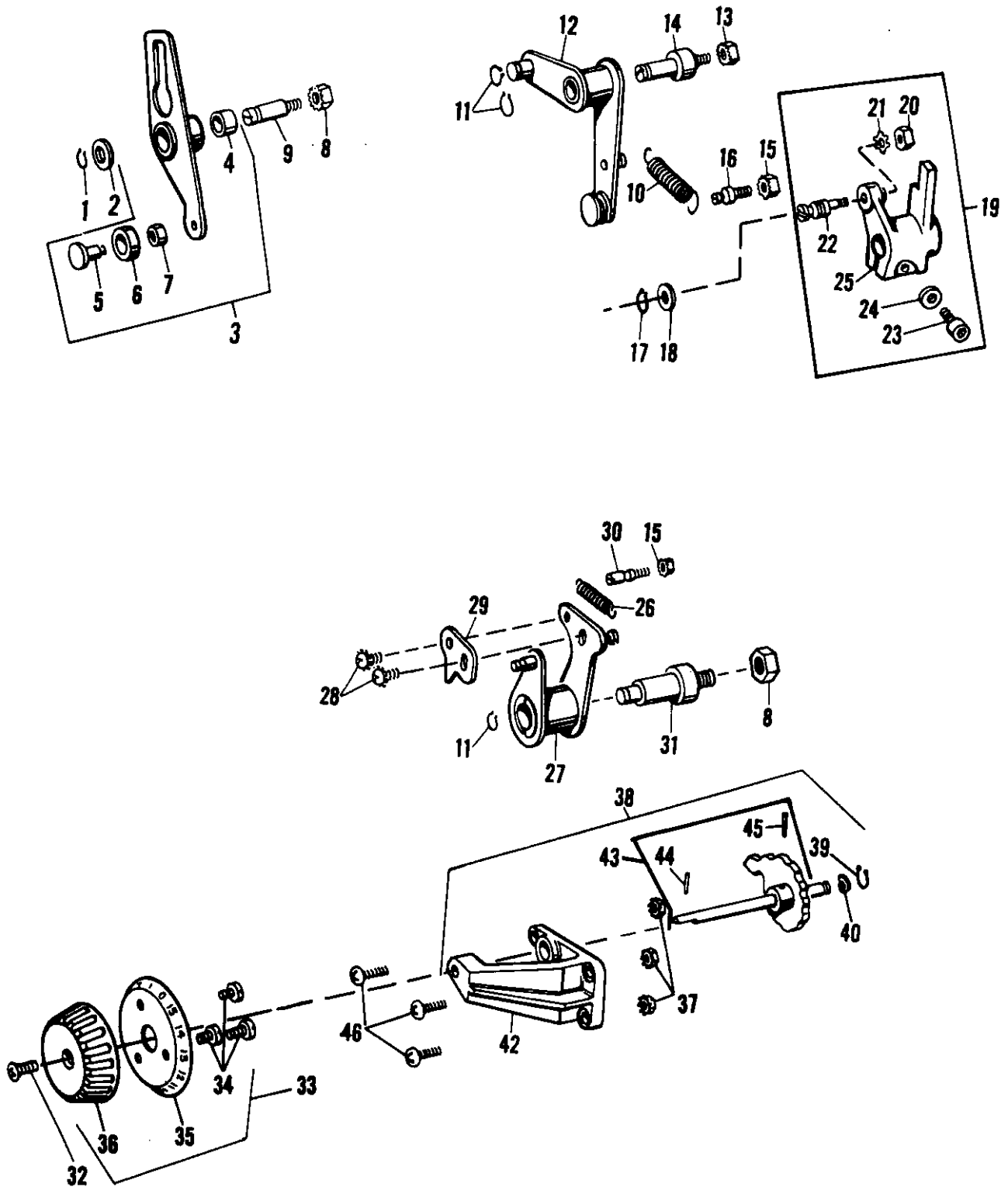


FIGURE 34 MODEL 8805/8820
Buckle Adjusting and Lever Assemblies

parts catalog...

Index No.	Part No.	MODEL 8805/8820 - Figure 34 Description	Units Per Assy.
1	001075	RING - Retaining, .397 I.D. x .027	1
2	190149	WASHER - .441 I.D. x .687 O.D. x .029	1
3	007743	LEVER ASSEMBLY - Forwarding	1
4	001493	BUSHING	1
5	*072790	RIVET	1
6	072176	TRUCK	1
7	072175	BUSHING	1
8	001847	NUT - 3/8-24	2
9	190110	STUD - Forwarding Lever Assembly	1
10	078744	SPRING - Tension, .406 O.D. x 1.937 O.A.L.	1
11	001047	RING - Retaining, .340 I.D. x .027	3
12	072199	HUB ASSEMBLY - Buckle Adjustment	1
13	150085	NUT - 1/4-28	1
14	072201	STUD - Buckle Adjustment Hub	1
15	014808	NUT - 10-32	2
16	072186	SPRING ANCHOR - Buckle Adjustment Hub Spring	1
17	001062	RING - Retaining, .258 I.D. x .027	1
18	016574	WASHER - .315 I.D. x .687 O.D. x .047	1
19	072382	LEVER ASSEMBLY - Counter Operating	1
20	014844	NUT - 8-32	1
21	001722	WASHER - Lock, .172 I.D. x .375 O.D. x .020	1
22	072427	PIN - Eccentric	1
23	014219	SCREW - 1/4-20 x 3/4	1
24	005071	WASHER - .253 I.D. x .500 O.D. x .059	1
25	072383	LEVER - Counter Operating	1
26	073333	SPRING - Tension, .296 O.D. x 1.187 O.A.L.	1
27	072488	LEVER ASSEMBLY - Double	1
28	001691	SCREW - 10-32 x 1/4	2
29	072491	PLATE - Contacting Regulator	1
30	072482	SPRING ANCHOR - Double Lever Spring	1
31	080153	STUD - Double Lever	1
32	014285	SCREW - 10-32 x 9/16	1
33	***011391	KNOB ASSEMBLY - Buckle Adjusting	1
34	001195	SCREW - 8-18 x 1/4	3
35	072232	DIAL - Buckle Adjusting Knob	1
36	011390	KNOB - Buckle Adjusting	1
37	150083	NUT - 10-32	3
38	076605	CAM SHAFT AND HOUSING ASSEMBLY	1
39	001046	RING - Retaining, .283 I.D. x .027	1
40	195645	WASHER - Spring, .324 I.D. x .510 O.D. x .085	1
42	072207	HOUSING ASSEMBLY - Cam	1
43	072205	SHAFT ASSEMBLY - Cam	1
44	001990	PIN - Roll, .135 O.D. x .515 O.A.L.	1
45	014902	PIN - Taper, .110 O.D. x .720 O.A.L.	1
46	014149	SCREW - 10-32 x 11/16	3
	*	Not Procurable Separately	
	***	Not Available As An Assembly	

parts Catalog...

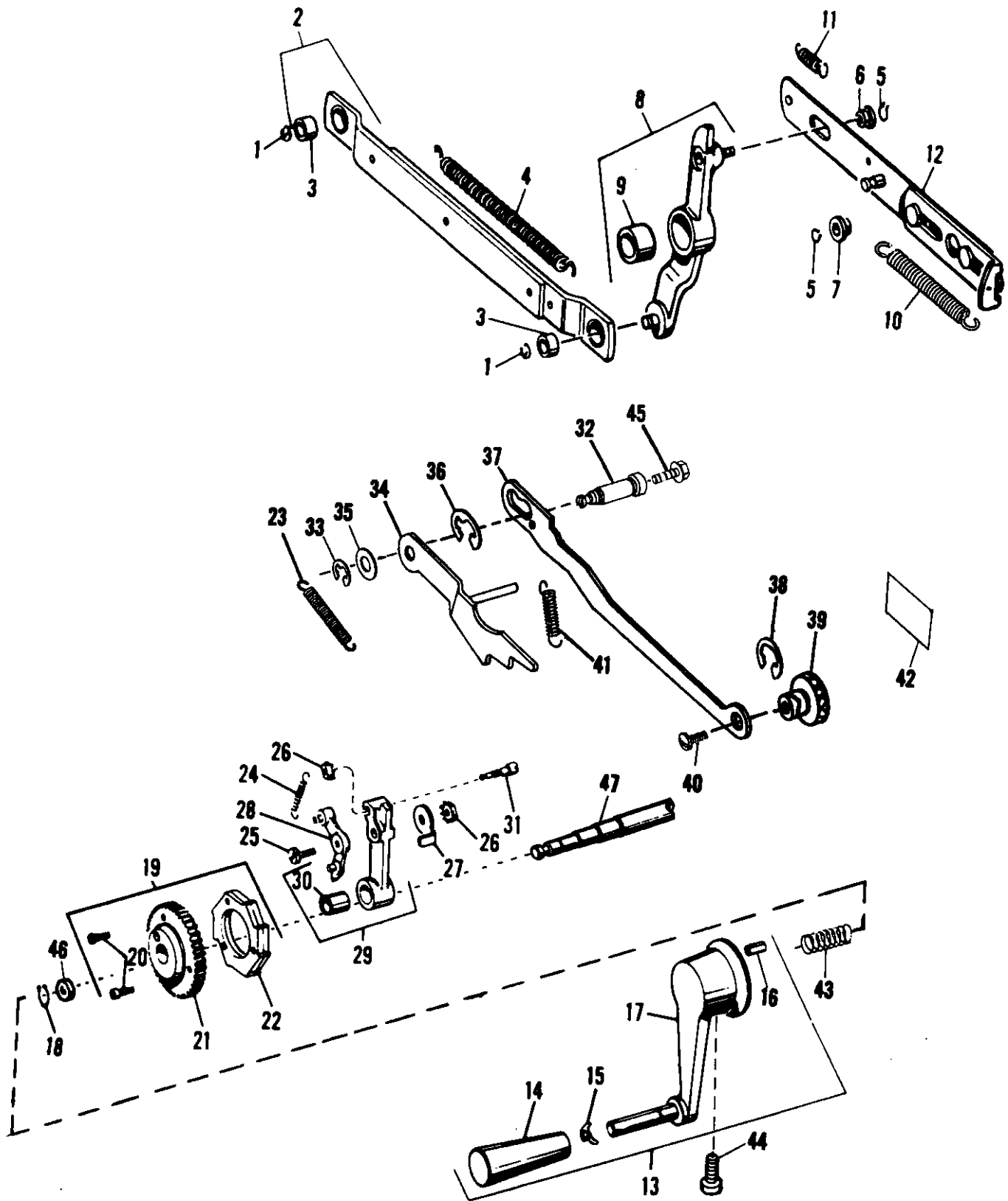


FIGURE 35 MODEL 8805/8820
Paper Feed Mechanism

parts catalog

Index No.	Part No.	MODEL 8805/8820 - Figure 35 Description	Units Per Assy.
1	001095	RING - Retaining, .245 I.D. x .500 O.D. x .027	2
2	073373	LINK ASSEMBLY	1
3	001472	BUSHING	2
4	073381	SPRING - .500 O.D. x 4.687 O.A.L.	1
5	001049	RING - Retaining, .227 I.D. x .027	2
6	072471	BUSHING	1
7	072472	BUSHING	1
8	072589	LEVER ASSEMBLY	1
9	001469	BUSHING	1
10	072512	SPRING - .343 O.D. x 3.031 O.A.L.	1
11	041777	SPRING - .312 O.D. x 1.344 O.A.L.	1
12	072504	LINK ASSEMBLY	1
13	011392	HAND CRANK ASSEMBLY	1
14	011395	HANDLE	1
15	003042	SPRING LOCK	1
16	014909	PIN - Roll, .264 O.D. x .702 O.A.L.	1
17	011393	HAND CRANK WITH STUD	1
18	001048	RING - Retaining, .463 I.D. x .037	1
19	017644	RATCHET AND GEAR ASSEMBLY	1
20	014158	SCREW - 10-32 x 1/2	3
21	080144	GEAR	1
22	017645	RATCHET	1
23	072544	SPRING - .406 O.D. x 3.125 O.A.L.	1
24	064590	SPRING - .218 O.D. x .937 O.A.L.	1
25	072586	SCREW - Shoulder, 1/4-28	1
26	150085	NUT - 1/4-28	2
27	072580	ANCHOR - Spring	1
28	017647	PAWL ASSEMBLY	1
29	072576	LEVER ASSEMBLY	1
30	001470	BUSHING	1
31	072579	STUD - Spring	1
32	010185	STUD	1
33	001080	RING - Retaining, .302 I.D. x .660 O.D. x .037	1
34	075836	PAWL	1
35	192202	WASHER - .385 I.D. x .625 O.D. x .010	1
36	001094	RING - Retaining, .388 I.D. x .800 O.D. x .040	1
37	010142	LINK	1
38	001785	RING - Crescent, .880 I.D. x 1.130 O.D. x .044	1
39	017125	KNOB	1
40	054147	SCREW - Shoulder, 8-32	1
41	006987	SPRING - .296 O.D. x 1.468 O.A.L.	1
42	017783	METAL CAL	1
43	016681	SPRING - Compression, .310 O.D. x .500 O.A.L.	1
44	072620	SCREW - Shoulder, 10-32	1
45	111073	SCREW - 1/4-28 x 5/8	1
46	194868	SPACER - .520 I.D. x .687 O.D. x .125	1
47	072624	SHAFT ASSEMBLY	1

parts catalog

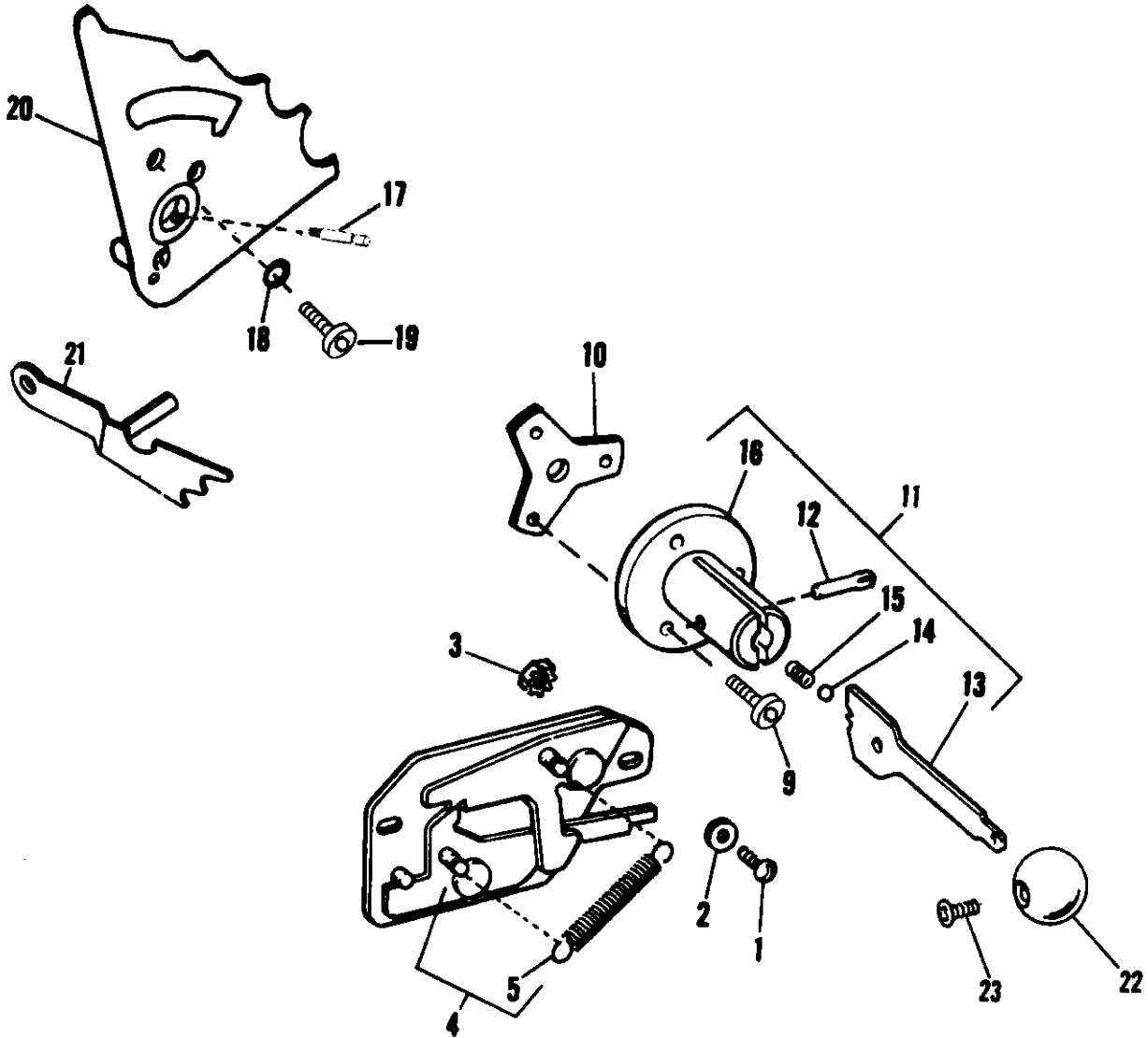


FIGURE 35A MODEL 8805 TG
Alternate Sheet Feed

parts catalog

Index No.	Part No.	MODEL 8805 TG - Figure 35A Description	Units Per Assy.
1	001185	SCREW - 10-32 x 7/16	2
2	021563	WASHER - .194 I.D.	2
3	014808	NUT - 10-32	2
4	075555	PLATE AND LEVER ASSEMBLY	1
5	073325	SPRING - Tension, .375 O.D x 1.375 O.A.L.	1
9	100345	SCREW - Cap, 10-32 x 5/8	3
10	074915	PLATE - Adapter	1
11	075563	FEED CONTROL ASSEMBLY - Alternate Sheet	1
12	075567	PIN - Control Lever Pivot	1
13	075564	LEVER - Feed Control	1
14	075566	BEARING - Feed Control Assembly	1
15	190266	SPRING - Compression, .178 O.D. x 11/32 O.A.L.	1
16	075834	STUD - Feed Control Lever	1
17	191939	SPRING PIN - Cam	1
18	071610	ECCENTRIC - Cam	1
19	014350	SCREW - Cap, 10-32 x 5/16	1
20	075537	CAM - Sequence	1
21	075836	PAWL	1
22	017052	KNOB	1
23	001121	SCREW - 8-32 x 9/16	1

parts catalog...

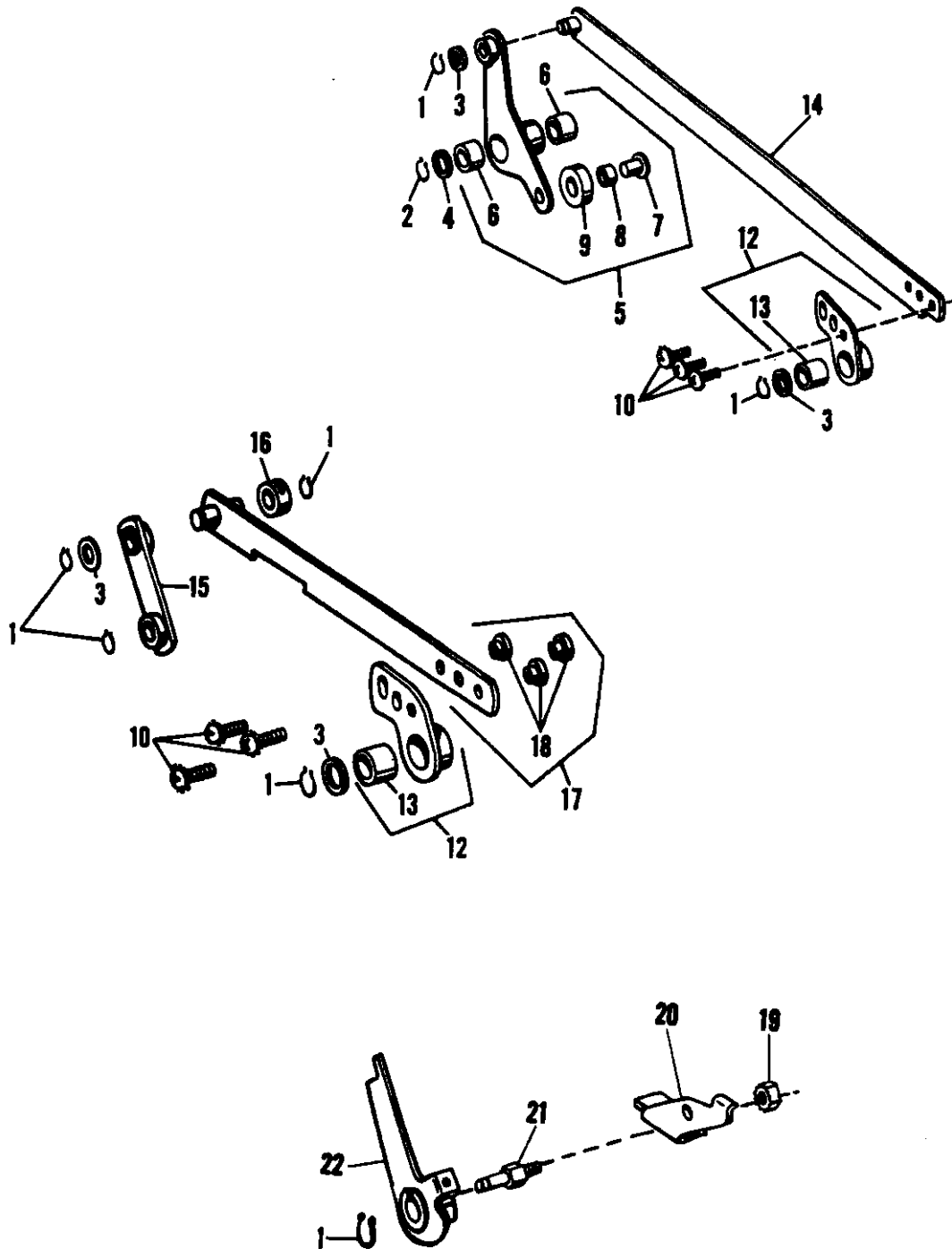


FIGURE 36 MODEL 8805/8820
Feed Link Assemblies

parts Catalog...

Index No.	Part No.	MODEL 8805/8820 - Figure 36 Description	Units Per Assy.
1	001047	RING - Retaining, .340 I.D. x .027	7
2	001075	RING - Retaining, .397 I.D. x .027	1
3	014703	WASHER - .384 I.D. x .562 O.D. x .029	4
4	190149	WASHER - .441 I.D. x .687 O.D. x .029	1
5	072177	FOLLOWER LEVER ASSEMBLY	1
6	001412	BUSHING	2
7	*072790	RIVET	1
8	072176	ROLLER	1
9	*072175	BUSHING	1
10	111035	SCREW - 8-32 x 7/16	6
12	072233	ADJUSTING PLATE ASSEMBLY	2
13	001404	BUSHING	2
14	072243	LINK ASSEMBLY - Long	1
15	072189	LINK ASSEMBLY	1
16	072210	BEARING	1
17	072230	LINK ASSEMBLY - Short	1
18	014835	FASTENER	3
19	150085	NUT - 1/4-28	2
20	076887	STOP BRACKET	1
21	072534	STUD	1
22	084092	LATCH LEVER ASSEMBLY	1
	*	Not Procurable Separately	

parts catalog...

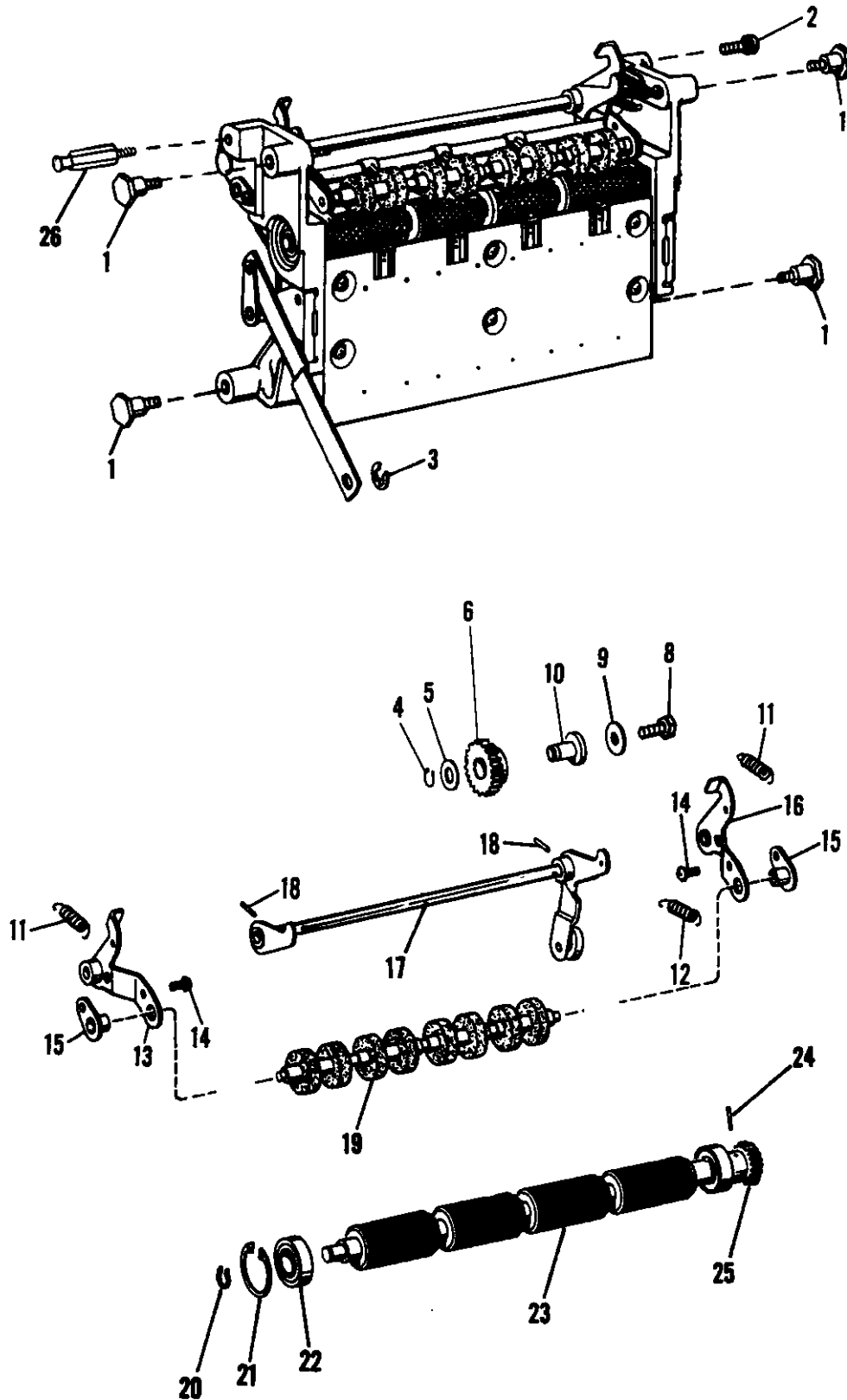


FIGURE 37 MODEL 8805/8820
Main Tie Bar Assembly - Part I

parts catalog

Index No.	Part No.	MODEL 8805/8820 - Figure 37 Description	Units Per Assy.
1	072154	SCREW - Dowel, 1/4-28	4
2	111073	SCREW - 1/4-28 x 5/8	1
3	001080	RING - Retaining, .302 I.D. x .660 O.D. x .037	1
4	001047	RING - Retaining, .340 I.D. x .027	1
5	014727	WASHER - .385 I.D. x .760 O.D. x .032	1
6	072126	GEAR ASSEMBLY	1
8	111074	SCREW - 1/4-28 x 3/4	1
9	016572	WASHER - .260 I.D. x .885 O.D. x .064	1
10	072220	STUD	1
11	080578	SPRING - .369 O.D. x 1.234 O.A.L. x .051	2
12	050435	SPRING - .250 O.D. x 1.375 O.A.L. x .028	1
13	071556	LEVER ASSEMBLY - O.S.	1
14	001649	SCREW - 10-32 x 1/2	1
15	074400	BEARING ASSEMBLY	2
16	078301	LEVER ASSEMBLY - N.O.S.	1
17	078424	SHAFT ASSEMBLY	1
18	100554	PIN - Spirol, .136 O.D. x .760 O.A.L.	2
19	071551	ROLLER ASSEMBLY - Upper Forwarding	1
20	001074	RING - Retaining, .430 I.D. x .027	1
21	001067	RING - Retaining, 1.641 O.D. x .052	1
22	072124	BEARING - .4724 I.D. x 1.4567 O.D.	1
23	072120	ROLLER ASSEMBLY - Lower	1
24	149344	PIN - Spiral, .120 O.D. x .760 O.A.L.	1
25	079910	GEAR - (Field Repl. Only)	1
25	042150	PIN - Roll, .103 O.D. x .765" (Use 079910 Gear)	1
26	196461	STUD - Spring Anchor	1

parts Catalog...

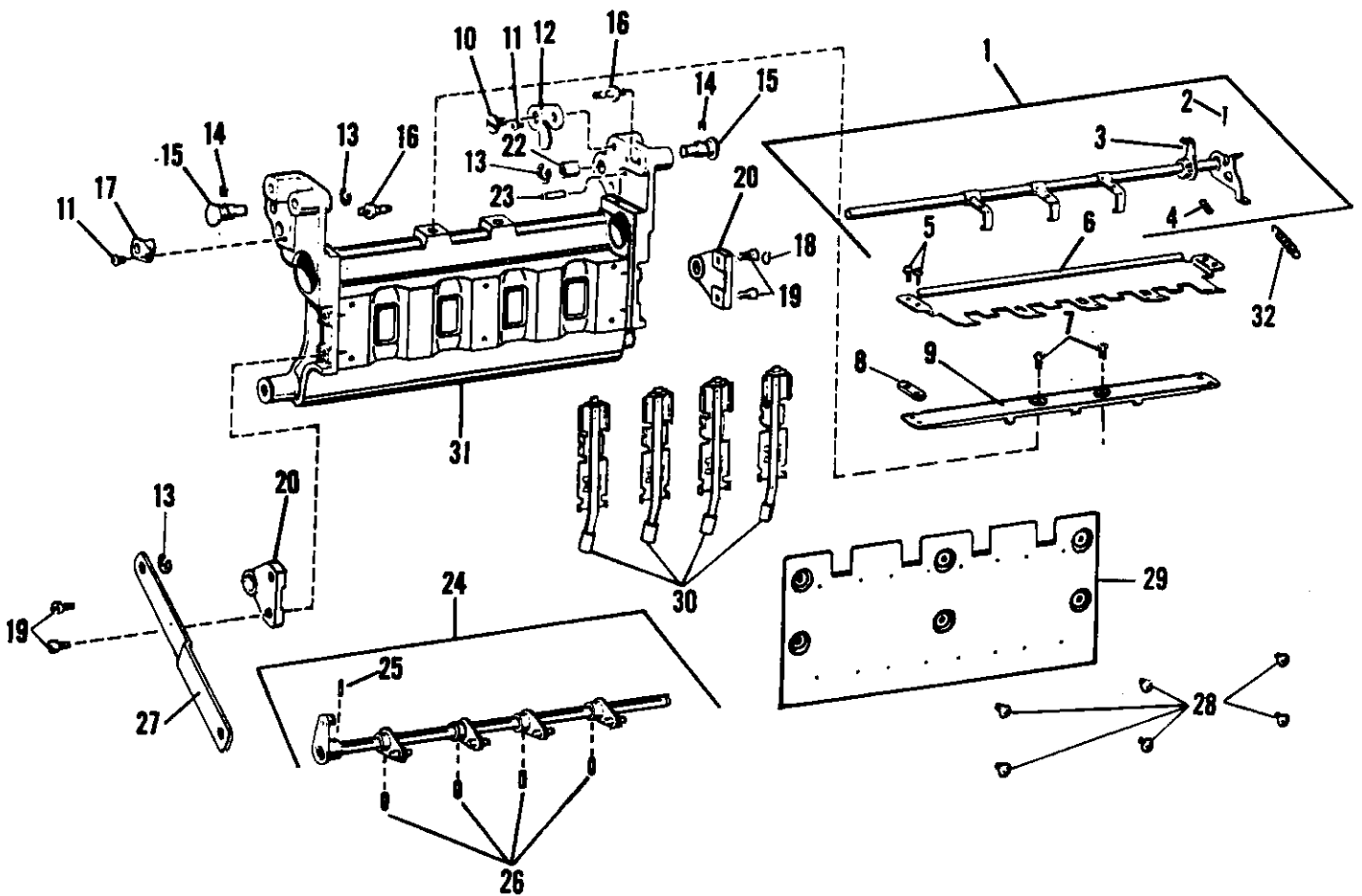
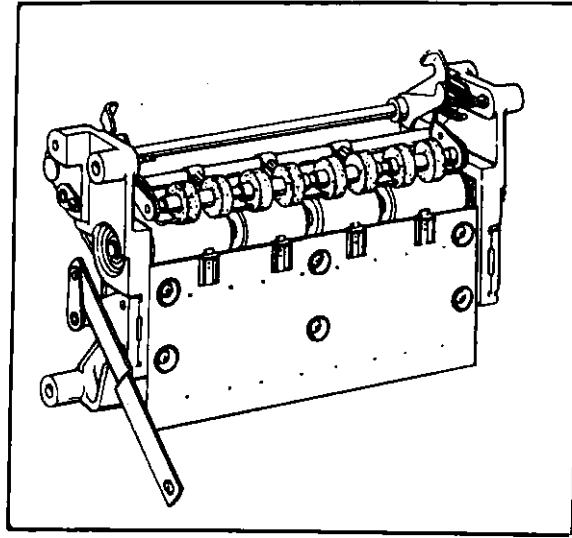


FIGURE 38 MODEL 8805/8820
Main Tie Bar Assembly - Part II

parts catalog

Index No.	Part No.	MODEL 8805/8820 - Figure 38 Description	Units Per Assy.
1	072107	SHAFT ASSEMBLY - Feeler	1
2	001980	PIN - Roll, .135 O.D. x .578 O.A.L.	1
3	071504	LEVER	1
4	001650	SCREW - Set, 10-32 x 3/16	1
5	001687	SCREW - 8-32 x 1/2	4
6	071578	PAPER CHUTE	1
7	001542	SCREW - 10-32 x 7/16	2
8	191308	SPACER	2
9	071579	PAPER CHUTE	1
10	072160	SCREW - Shoulder, 1/4-28	1
11	001688	SCREW - 10-32 x 3/8	1
12	072159	LEVER	1
13	001080	RING - Retaining, .302 I.D. x .660 O.D. x .037	3
14	014372	SCREW - Set, 20-32 x 1/4	2
15	072099	PIVOT	2
16	072106	ANCHOR - Spring	2
17	071505	BEARING ASSEMBLY	1
18	001046	RING - Retaining, .283 I.D. x .027	1
19	014158	SCREW - 10-32 x 1/2	4
20	073712	BRACKET ASSEMBLY	2
22	001462	BUSHING	1
23	014562	ANCHOR - Spring	1
24	072133	SHAFT ASSEMBLY	1
25	000020	PIN - Taper, .124 O.D. x .625 O.A.L.	1
26	001984	PIN - Roll, .103 O.D. x .640 O.A.L.	4
27	080411	SHORT LINK	1
28	001106	SCREW - 10-32 x 5/16	6
29	072140	APRON ASSEMBLY	1
30	072143	FINGER AND TUBE ASSEMBLY	4
31	071577	TIE BAR - Main	1
32	072511	SPRING - Tension, .250 O.D. x 1.125 O.A.L. x .018	1

parts catalog...

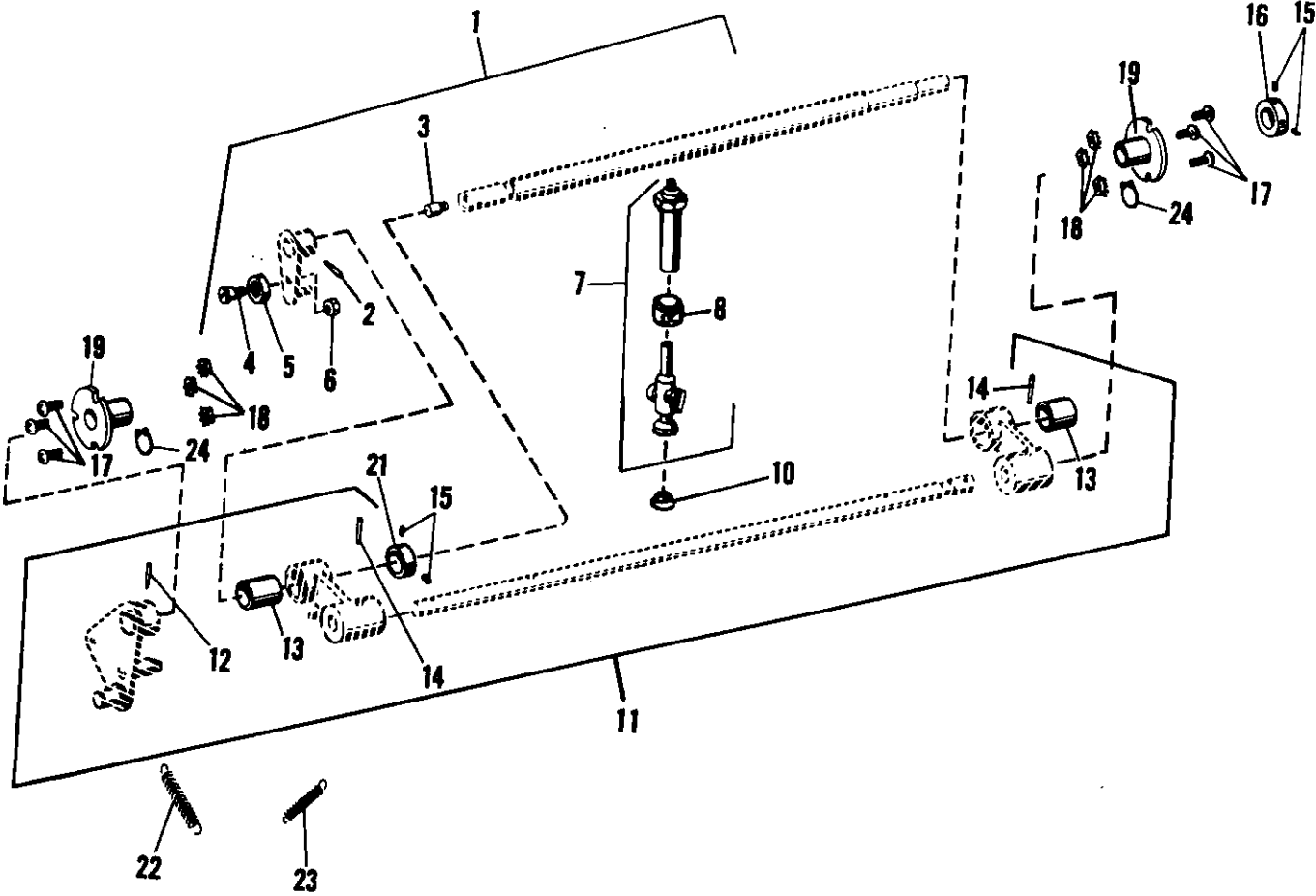
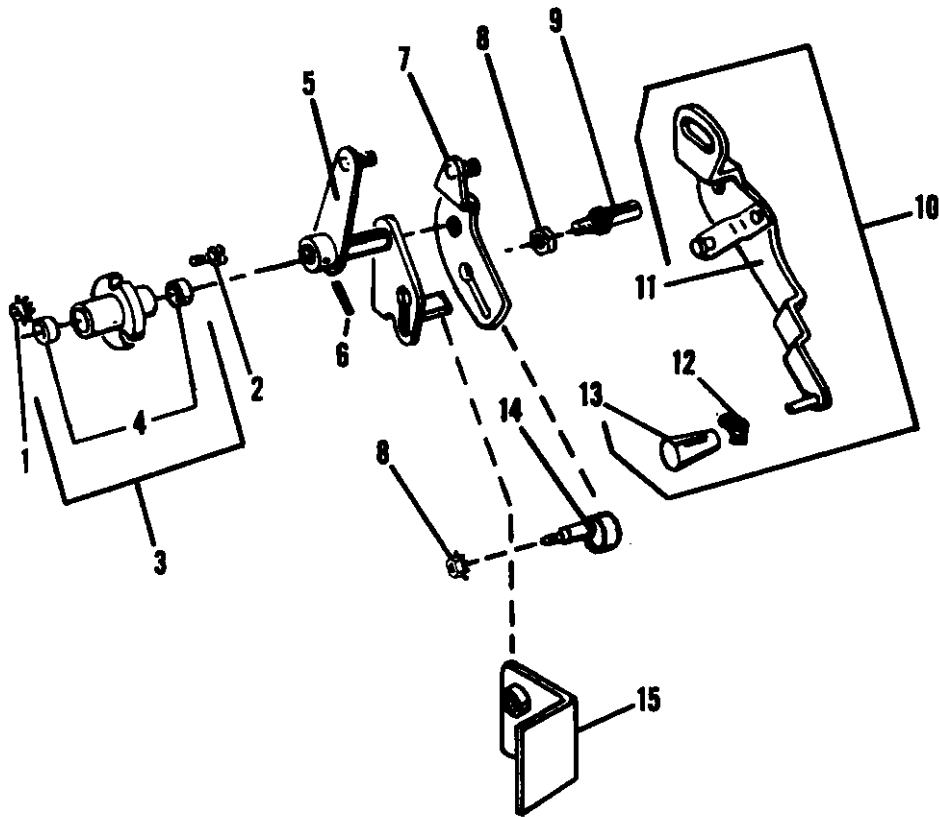


FIGURE 39 MODEL 8805/8820
Sucker Foot Assembly

parts catalog...

Index No.	Part No.	MODEL 8805/8820 - Figure 39 Description	Units Per Assy.
1	073483	TUBE ASSEMBLY - Header	1
2	001956	PIN - Taper, .155 O.D. x .968 O.A.L.	1
3	073478	PLUG	1
4	191367	STUD	1
5	072712	TRUCK	1
6	150085	NUT - 1/4-28	1
7	018014	SUCKER TUBE ASSEMBLY	9
8	101701	RING - Compression, .410 I.D. x .250" (Old Design)	9
10	084248	FOOT - Sucker Tube, Molded, 11/16 Dia.	9
11	073507	SHAFT ASSEMBLY - Feed	1
12	001987	PIN - Roll, .167 O.D. x .890 O.A.L.	1
13	001495	BUSHING	2
14	000014	PIN - Taper, .146 O.D. x 1.094 O.A.L.	1
15	014372	SCREW - Set, 10-32 x 1/4	4
16	072422	COLLAR	1
17	111055	SCREW - 10-32 x 9/16	6
18	150083	NUT - 10-32	6
19	076894	HOUSING ASSEMBLY	2
21	072748	COLLAR	1
22	073486	SPRING - Tension, .581 O.D. x 2.437 O.A.L. x .080	1
23	072442	SPRING - Tension, .343 O.D. x 2.000 O.A.L. x .040	1
24	101611	RING - Bowed, .756 I.D.	2



parts catalog

Index No.	Part No.	MODEL 8805/8820 - Figure 40 Description	Units Per Assy.
1	150083	NUT - 10-32	5
2	015034	SCREW - 10-32 x 1/2	3
3	080402	BEARING ASSEMBLY - Table Raising Lever	1
4	001412	BUSHING	2
5	080396	LEVER ASSEMBLY	1
6	014921	PIN - Roll, 1/8 O.D. x 7/8" O.A.L.	1
7	080404	LEVER ASSEMBLY	1
8	150085	NUT - 1/4-28	2
9	080409	PIN - Pivot	1
10	011405	LEVER ASSEMBLY - Dwell Control	1
11	081152	LEVER	1
12	072052	LOCK - Spring	1
13	011371	HANDLE	1
14	190116	STUD - Eccentric, Paper Height Reg. Stop	1
15	010238	STOP ASSEMBLY - Feed Table	1

parts catalog...

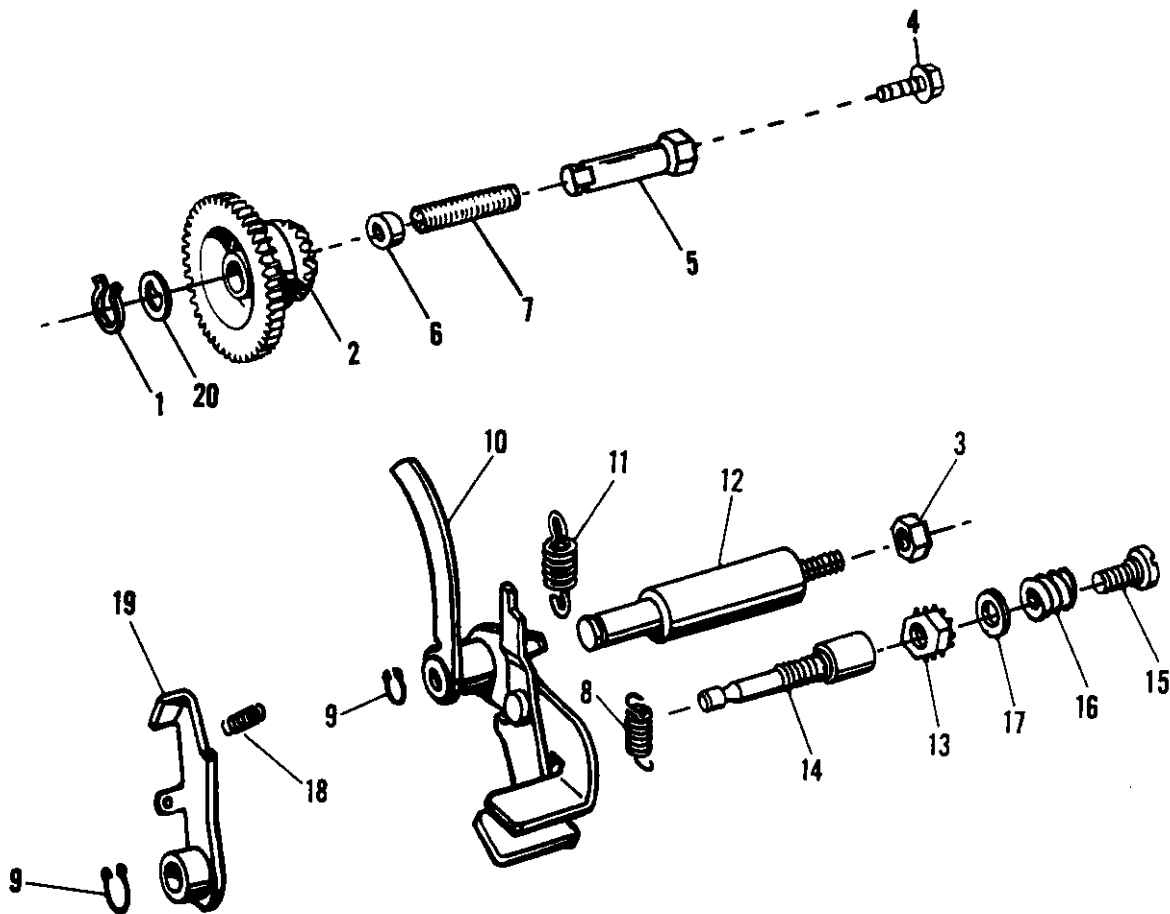



FIGURE 41 MODEL 8805/8820
Feed Table Release Lever

parts catalog...

Index No.	Part No.	MODEL 8805/8820 - Figure 41 Description	Units Per Assy.
1	100576	RING - Retaining, .415 I.D. x .053	1
2	072561	MITER AND SPUR GEAR	1
3	150089	NUT - 3/8-24	1
4	111089	SCREW - 5/16-24 x 5/8	1
5	196495	STUD	1
6	194868	SPACER	1
7	194848	SPRING - .680 O.D. x .796 O.A.L.	1
8	072626	SPRING - .300 O.D. x .937 O.A.L.	1
9	001047	RING - Retaining, .340 I.D. x .027	2
10	013827	TABLE RELEASE LEVER ASSEMBLY	1
11	041291	SPRING - Compression, .343 O.D. x .968 O.A.L.	1
12	072610	STUD	1
13	014810	NUT - 3/8-24	1
14	080407	STUD	1
15	080408	SCREW - 5/16-24 x 7/16	1
16	080410	SPRING - Compression, .728 O.D. x 1.062 O.A.L.	1
17	001797	WASHER - .515 I.D. x .812 O.D. x .059	1
18	041777	SPRING - .312 O.D. x 1.344 O.A.L.	1
19	072484	UPPER LATCH LEVER	1
20	191289	WASHER - Special	1

parts catalog...

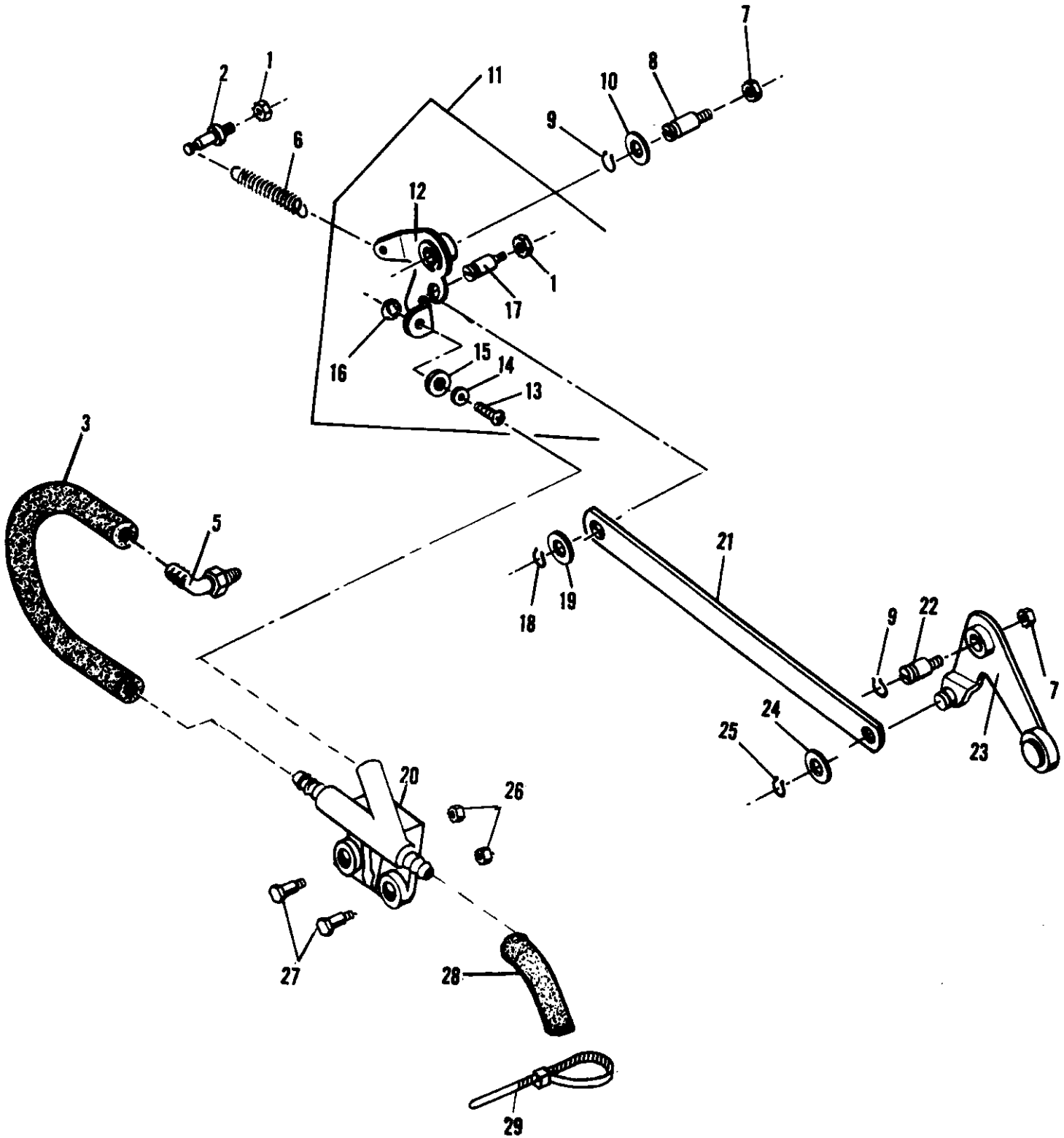


FIGURE 42 MODEL 8805/8820
Vacuum Make and Break Control

parts catalog...

Index No.	Part No.	MODEL 8805/8820 - Figure 42 Description	Units Per Assy.
1	014808	NUT - 10-32	1
2	072412	STUD	1
3	072254	HOSE - Neoprene, 3/8 I.D. x 12-1/4" O.A.L.	1
5	191844	ELBOW - Plastic	1
6	072442	SPRING - .343 O.D. x 2.000 O.A.L. x .040	1
7	150083	NUT - 10-32	2
8	073497	STUD	1
9	001047	RING - Retaining, .340 I.D. x .027	2
10	001755	WASHER - .390 I.D. x .635 O.D. x .051	1
11	073496	LEVER ASSEMBLY - Vacuum Break	1
12	071570	LEVER	1
13	014369	SCREW - 8-32 x 3/8	1
14	003850	WASHER - .177 I.D. x .385 O.D. x .064	1
15	072704	WASHER - .182 I.D. x .635 O.D. x .073	1
16	014811	NUT - 8-32	1
17	073498	PIN	1
18	001046	RING - Retaining, .283 I.D. x .027	1
19	001750	WASHER - .338 I.D. x .572 O.D. x .052	1
20	076142	VALVE	1
21	073494	LINK	1
22	072734	STUD	1
23	073493	LEVER ASSEMBLY	1
24	021203	WASHER - .255 I.D. x .510 O.D. x .032	1
25	001049	RING - Retaining, .227 I.D. x .027	1
26	150085	NUT - 1/4-28	2
27	193894	SCREW - Shoulder, 1/4-28	2
28	072256	TUBE - Vinyl, 7/16 I.D. x 35" O.A.L. (M-8805/10)	1
28	195241	TUBE - Vinyl, 7/16 I.D. x 43" O.A.L. (M-8815/20)	1
29	250493	TIE - Cable, 7 1/4 O.A.L.	1

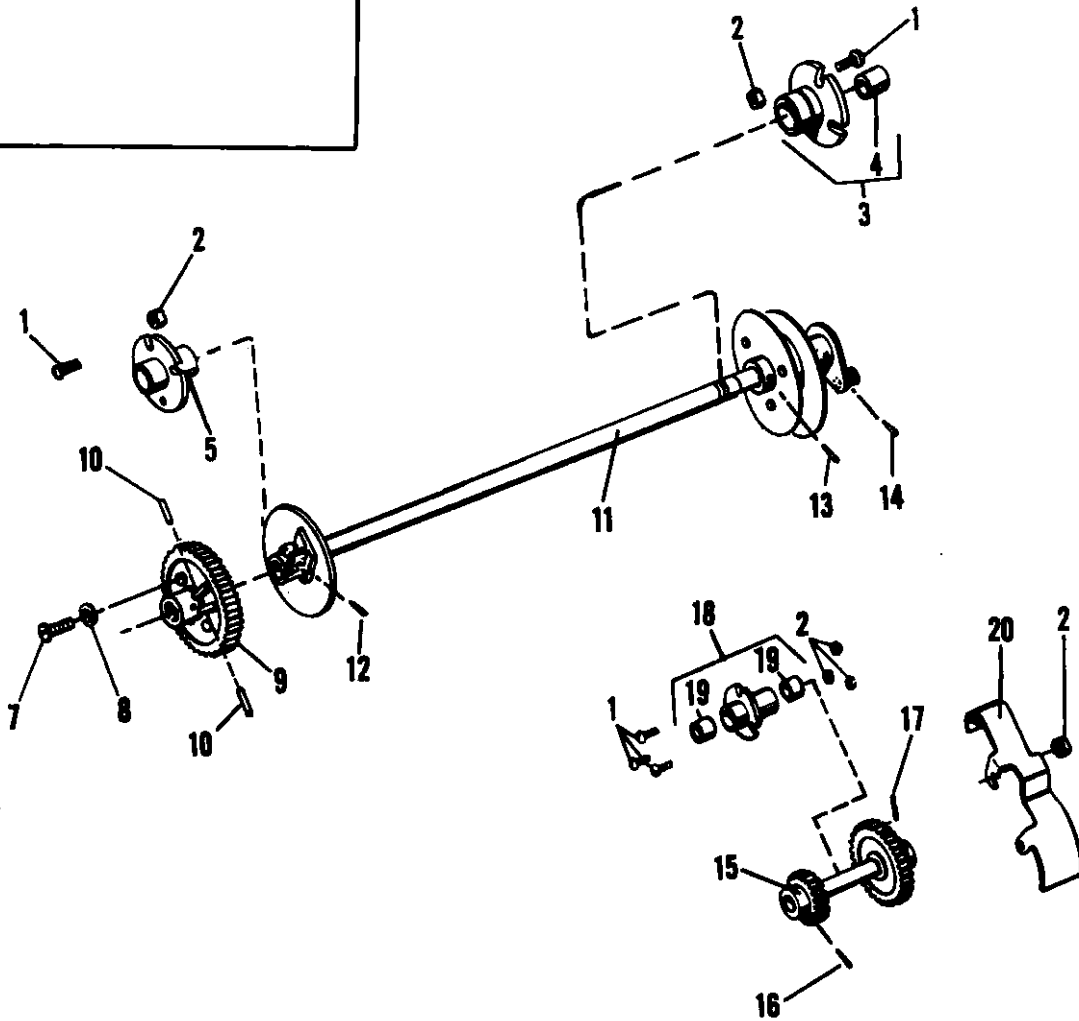
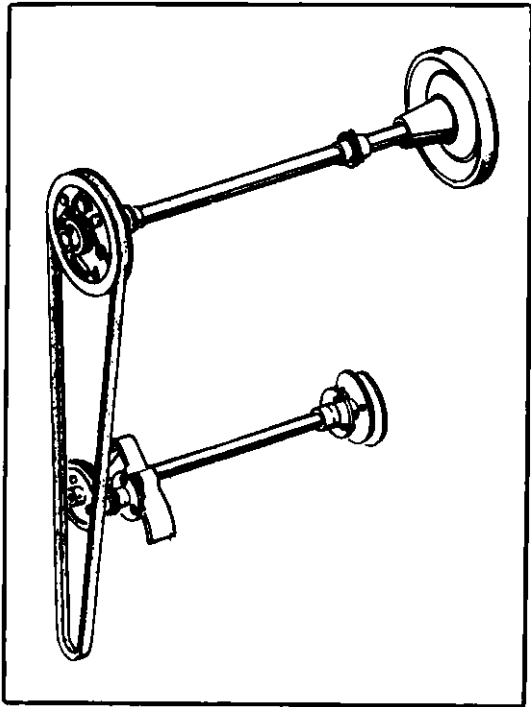


FIGURE 43 MODEL 8805/8820
Cam Shaft Assembly

parts catalog

Index No.	Part No.	MODEL 8805/8820 - Figure 43 Description	Units Per Assy.
1	111055	SCREW - 10-32 x 9/16	9
2	150083	NUT - 10-32	9
3	073506	HOUSING ASSEMBLY - N.O.S.	1
4	001456	BUSHING	1
5	072181	HOUSING ASSEMBLY - O.S.	1
7	014212	SCREW - 1/4-28 x 3/4	3
8	005620	WASHER - .257 I.D. x .635 O.D. x .064	3
9	080378	GEAR	1
10	014342	SCREW - Set, 10-32 x 5/8	2
11	073937	SHAFT ASSEMBLY	1
12	000022	PIN - Taper, .163 O.D. x .790 O.A.L.	1
13	000023	PIN - Taper, .176 O.D. x .978 O.A.L.	2
14	000024	PIN - Taper, .177 O.D. x 1.141 O.A.L.	1
15	072336	GEAR SHAFT ASSEMBLY - (Tray Delivery)	1
15	016380	GEAR SHAFT ASSEMBLY - (Chain Delivery)	1
16	014902	PIN - Taper, .126 O.D. x .750 O.A.L.	1
17	001992	PIN - Roll, 1/8" O.D. x 1" O.A.L. (Tray Delivery)	1
17	101333	PIN - Spirol, 1/8" O.D. x 15/16" O.A.L. (Chain Delivery)	1
18	072333	HOUSING ASSEMBLY	1
19	001404	BUSHING	2
20	076869	GUARD	1

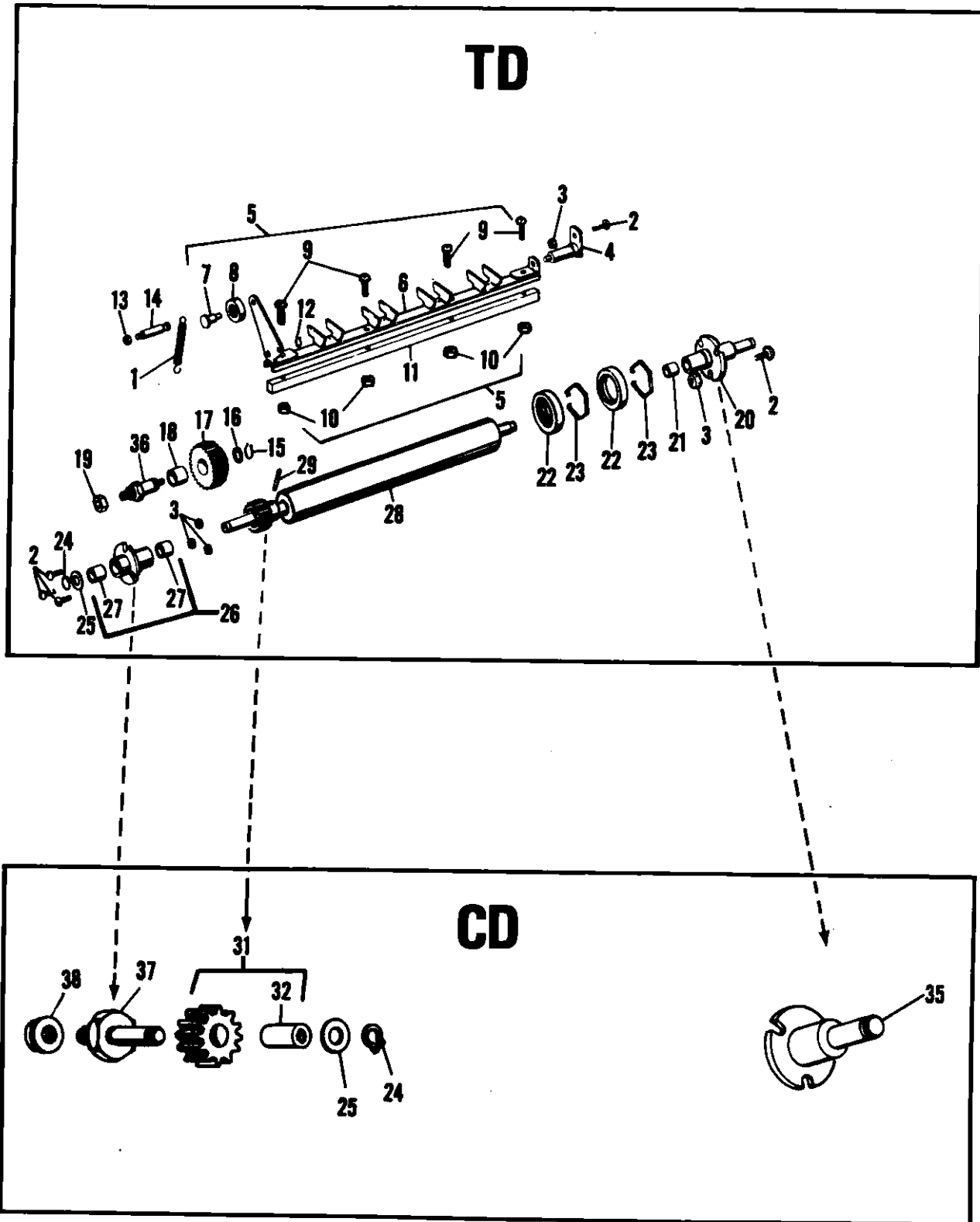


FIGURE 44 MODEL 8805/8820
Delivery Roller and Stripper Assemblies

parts catalog...

Index No.	Part No.	MODEL 8805/8820 - Figure 44 Description	Units Per Assy.
1	058552	SPRING - Tension, .343 O.D. x 1.750 O.A.L.	1
2	111055	SCREW - 10-32 x 9/16	7
3	150083	NUT - 10-32	7
4	072314	PIVOT - Stripper Assembly	1
5	072321	CHANNEL ASSEMBLY - Stripper	1
6	071559	STRIPPER CHANNEL	1
7	064112	RIVET	1
8	064234	BEARING	1
9	001267	SCREW - 10-32 x 3/4	4
10	014808	NUT - 10-32	4
11	072346	BAR - Stripper Channel Support	1
12	001044	RING - Retaining, .170 I.D. x .017	1
13	014807	NUT - 1/4-28	1
14	072328	SPRING ANCHOR - Stripper Channel Spring	1
15	001048	RING - Retaining, .463 I.D. x .037	1
16	014712	WASHER - .515 I.D. x .750 O.D. x .029	1
17	072325	IDLER GEAR ASSEMBLY	1
18	001413	BUSHING - .503 I.D. x .625 O.D. x .750 O.A.L.	1
19	150088	NUT - 3/8-16	1
20	072184	STUD ASSEMBLY - Raise, (Tray Delivery)	1
21	001404	BUSHING - .379 I.D. x .504 O.D. x .500 O.A.L.	1
22	072628	COLLAR - Adjustable	2
23	072629	SPRING - Friction	2
24	001047	RING - Retaining, .340 I.D. x .027	1
25	014727	WASHER - .382 I.D. x .750 O.D. x .029	1
26	072333	HOUSING ASSEMBLY - Delivery Roller, (Tray Delivery)	2
27	001404	BUSHING - .379 I.D. x .504 O.D. x .500 O.A.L.	2
28	076073	ROLLER AND GEAR DELIVERY - (Tray Delivery)	1
29	001978	PIN - Roll, .135 O.D. x .640 O.A.L.	1
31	016378	GEAR ASSEMBLY - (Chain Delivery)	1
32	001401	BUSHING - .379 I.D. x .504 O.D. x .750 O.A.L.	1
35	080192	STUD - Follower Lever Pivot, (Chain Delivery)	1
36	072327	STUD - Idler Gear, (Tray Delivery)	1
37	196388	STUD - (Chain Delivery)	1
38	150089	NUT - 3/8-24, (Chain Delivery)	1

parts catalog...

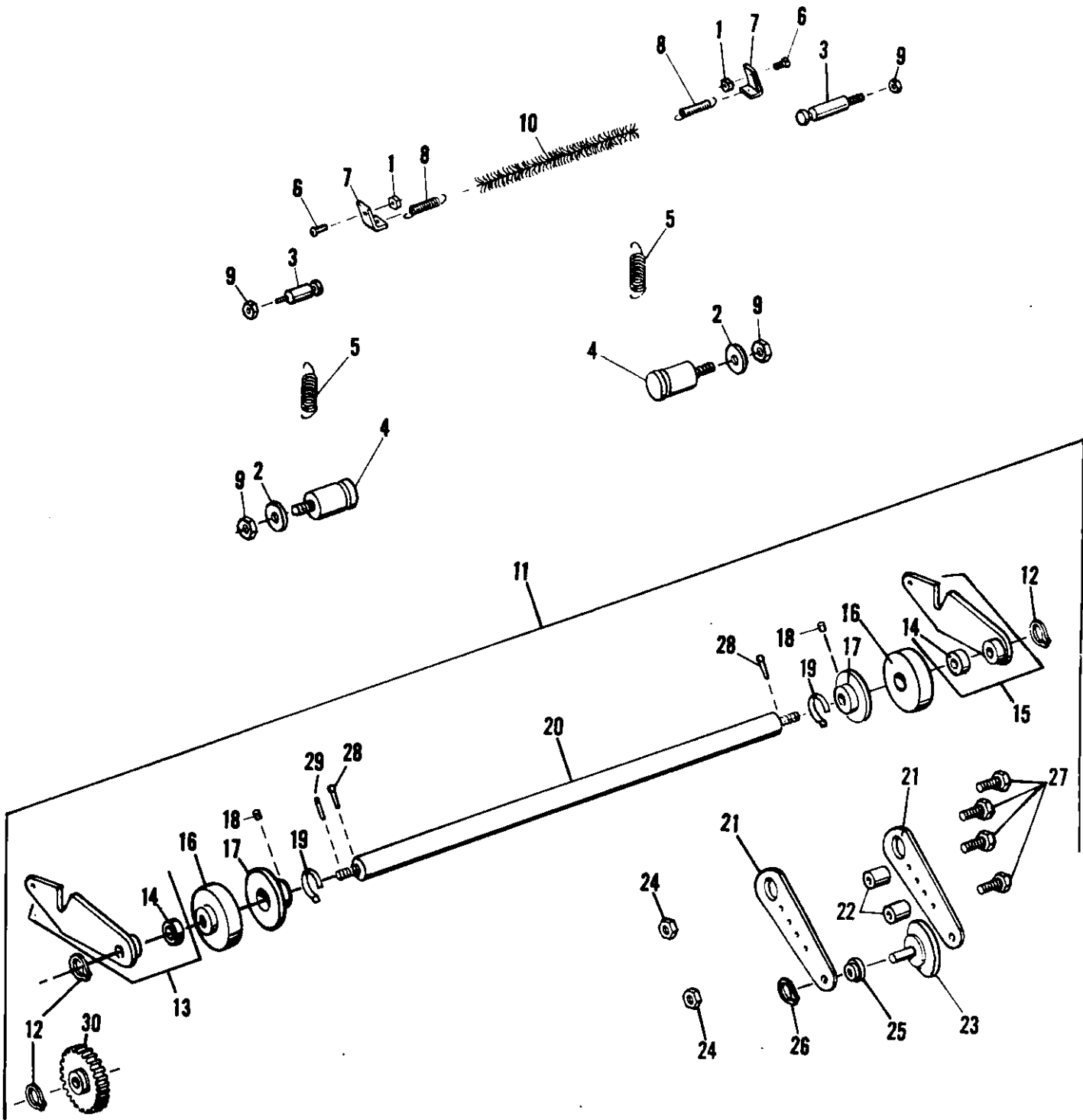


FIGURE 45 MODEL 8805/8820
Hold Down Roller Assembly

parts catalog...

Index No.	Part No.	MODEL 8805/8820 - Figure 45 Description	Units Per Assy.
1	150085	NUT - 1/4-28	2
2	061452	SPACER	2
3	078368	ANCHOR - Spring	2
4	078363	PIVOT - Cradle Arm	2
5	073459	SPRING - Tension, .359 O.D. x 2.062 O.A.L.	2
6	014110	SCREW - 1/4-28 x 1/2	2
7	072347	BRACKET - Tinsel	2
8	050621	SPRING - Tension, .218 O.D. x 1.218 O.A.L.	2
9	150085	NUT - 1/4-28	4
10	072348	TINSEL - 13-1/2" Finished To 11"	1
10	***	TINSEL - 13-1/2" Finished To 11"	1
11	013917	ROLLER ASSEMBLY	1
12	001060	RING - Retaining, .208 I.D. x .527 O.D. x .027	3
13	078367	ARM ASSEMBLY - N.O.S	1
14	001409	BUSHING - .254 I.D. x .379 O.D. x .312 O.A.L.	2
15	078364	ARM ASSEMBLY - O.S.	1
16	077866	ROLLER - Hold Down	2
17	013915	ROLLER - Adjustable	2
18	077236	PLUG - Friction	2
19	077117	CLIP - Adjustable Roller	2
20	076683	SHAFT - Adjustable Roller	1
21	013913	BRACKET	4
22	195322	SPACER	4
23	007236	ROLLER - Adjustable, Lower	2
24	014248	NUT - Lock, 10-32	4
25	012913	HUB ASSEMBLY	4
26	101005	RING - Retaining, .397 I.D. x .027	4
27	111059	SCREW - 10-32 x 1.000 O.A.L.	4
28	100388	PIN - Cotter, .060 O.D. x 1.000 O.A.L.	2
29	100398	PIN - Roll, .103 O.D. x .577 O.A.L.	1
30	076684	GEAR - 24T	1
	***	Supply Item Number 0670 (2 rolls = 12 yds. or 10.9 M each)	

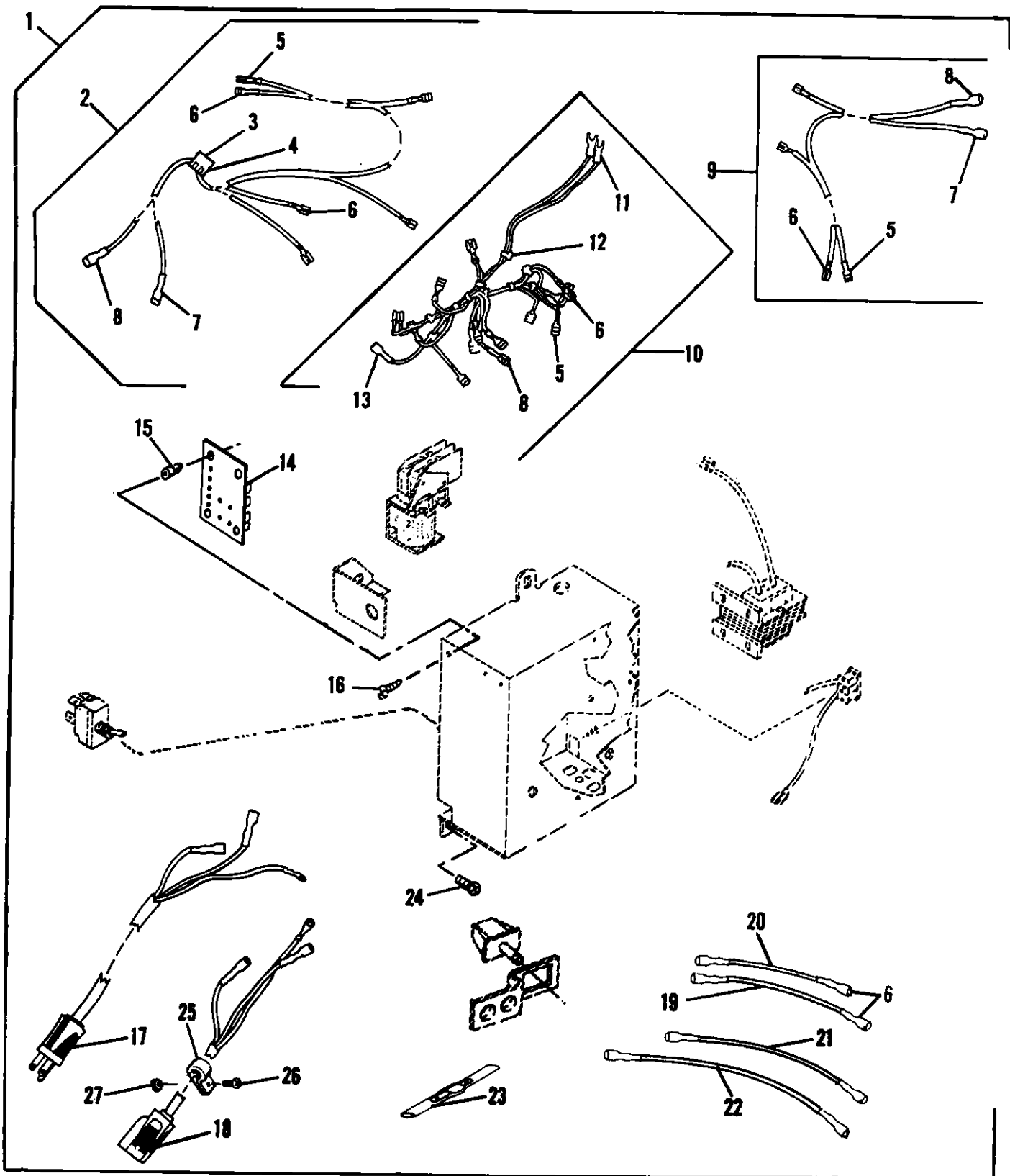


FIGURE 46 MODEL 8805/8810
Switch Box - Part I

parts catalog...

Index No.	Part No.	MODEL 8805/8810 - Figure 46 Description	Units Per Assy.
2	010146	CABLE ASSEMBLY - Frame, N.O.S. 115/230 V.	1
5	250072	INSULATION	6
6	250062	TERMINAL	6
7	251165	INSULATION	2
8	250058	TERMINAL	2
9	076824	CABLE ASSEMBLY - Frame, O.S. 115/230 V.	1
10	010179	HARNESS ASSEMBLY - Switch Box	1
11	200060	TERMINAL	2
12	250077	TIE - Cable	11
13	250059	TERMINAL	4
14	076846	BOARD ASSEMBLY - Terminal	1
15	101353	NUT - Speed	4
16	101162	SCREW - 8-15 x 1/2	4
19	072514	WIRE ASSEMBLY - 7" By-Pass Switch	1
20	072513	WIRE ASSEMBLY - 6" By-Pass Switch	1
21	196296	WIRE ASSEMBLY - 9" Emergency Stop Switch	1
22	196297	WIRE ASSEMBLY - 10-1/2" Emergency Stop Switch	1
23	251195	CONNECTOR - Line Splice, (M-8810)	2
24	001631	SCREW - 10-32 x 7/16	2
25	063151	CLAMP - 3/8 I.D.	1
26	001555	SCREW - 10-32 x 1/2	1
27	014808	NUT - 10-32	1
Differences For All Voltages			
1	***010199	SWITCH BOX ASSEMBLY - 115 V. 50/60 Hz.	1
1	***010198	SWITCH BOX ASSEMBLY - 230 V. 50/60 Hz.	1
1	***010197	SWITCH BOX ASSEMBLY - 240 V. 50 Hz.	1
2	010335	CABLE ASSEMBLY - Frame, N.O.S. 240 V. (United Kingdom) ..	1
3	250060	PIN - Terminal	2
4	250214	CONNECTOR	2
17	194889	CORD ASSEMBLY - Power, 115 V. 50/60 Hz.	1
17	076809	CORD ASSEMBLY - Power, 230 V. 50/60 Hz.	1
17	017736	CORD ASSEMBLY - Power, 240 V. 50 Hz. (United Kingdom) ...	1
18	196456	CORD ASSEMBLY - Drive Motor, 115 V. 50/60 Hz.	1
18	196472	CORD ASSEMBLY - Drive Motor 230/240 V. 50/60 Hz.	1
	***	Not Available As An Assembly	

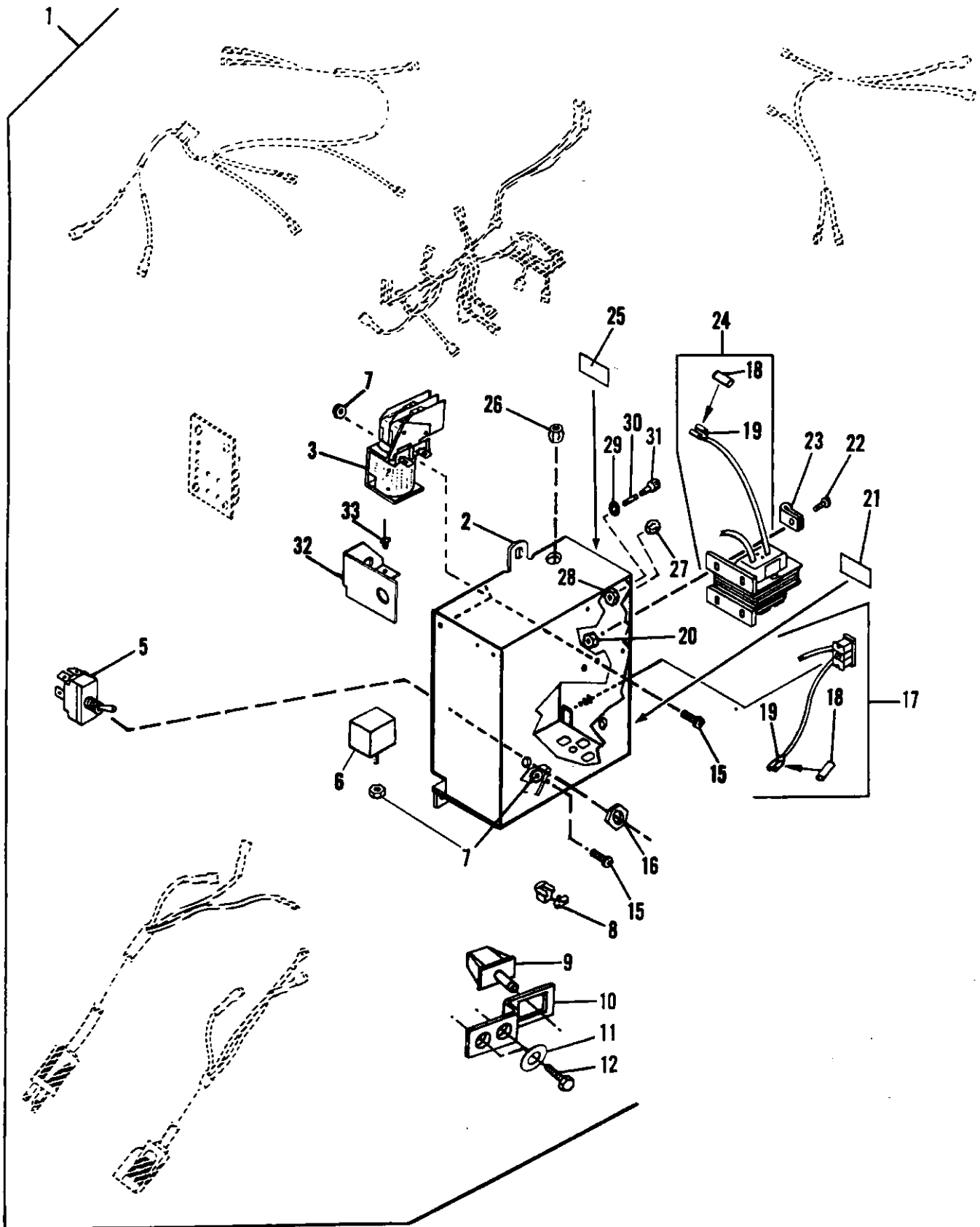


FIGURE 47 MODEL 8805/8810
Switch Box - Part II

parts catalog...

Index No.	Part No.	MODEL 8805/8810 - Figure 47 Description	Units Per Assy.
2	010186	BOX - Switch	1
3	253183	RELAY - 24 V.A.C.	1
5	250865	SWITCH - Motor, 250 V.A.C.	1
6	252476	RELAY - 24 V.A.C.	1
7	014812	NUT - 6-32	4
8	250293	BUSHING - Strain Relief, 5/16	2
9	250952	SWITCH - Service By-Pass, 125/250 V.A.C.	1
10	082320	BRACKET ASSEMBLY - Switch	1
11	001702	WASHER - Flat, .195 I.D. x .500 O.D. x .032	2
12	100657	SCREW - 10-32 x 5/16	2
15	001548	SCREW - 6-32 x 3/8	3
16	018229	NUT - 15/32-32	1
17	076811	RECEPTACLE ASSEMBLY - (115 V.)	1
18	251165	INSULATION	2
19	250058	CONNECTOR	2
20	001812	NUT - 10-32	4
21	072934	DECAL - "For Work Lamp Only" (115 V.)	1
22	001220	SCREW - 10-32 x 3/8	4
23	079764	CLAMP - Cable	2
25	076791	DECAL - "Replacement Fuse 200163"	1
26	251520	BUSHING - Flanged, 5/16 I.D.	1
27	250200	BUSHING - Flanged, 3/8 I.D.	2
28	019238	NUT - 1/2-24	1
29	193882	WASHER - .495 I.D. x .640 O.D. x .031	1
30	200163	FUSE - 250 V., 1/2 Amp.	1
31	250695	FUSE HOLDER	1
32	010176	BRACKET - Stop Switch	1
33	***	RIVET - Pop, 1/8" O.D. x 3/16" O.A.L. (Obtain Locally) ..	2
Differences For All Voltages			
1	***010199	SWITCH BOX ASSEMBLY - 115 V. 50/60 Hz.	1
1	***010198	SWITCH BOX ASSEMBLY - 230 V. 50/60 Hz.	1
1	***010197	SWITCH BOX ASSEMBLY - 240 V. 50 Hz.	1
24	076873	TRANSFORMER ASSEMBLY - 115 V. - 24 V.	1
24	076874	TRANSFORMER ASSEMBLY - 230/240 V. - 24 V.	1
	***	Not Available As An Assembly	

parts Catalog

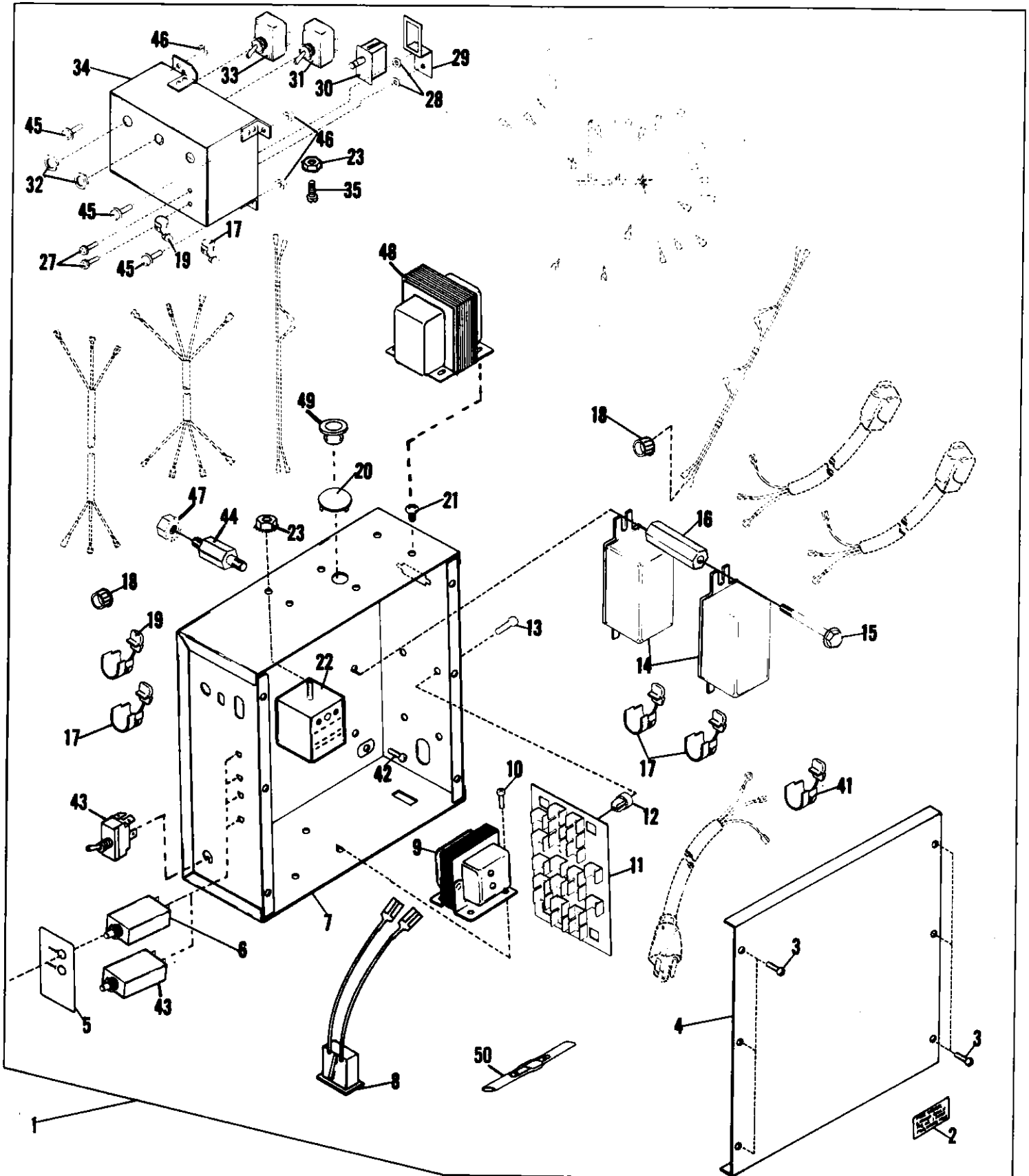


FIGURE 48 MODEL 8815/8820
Control and Switch Box Assemblies

parts Catalog...

Index No.	Part No.	MODEL 8815/8820 - Figure 48 Description	Units Per Assy.
1	018195	CONTROL AND SWITCH BOX ASSEMBLY - 115 V. 50/60 Hz.	1
1	018319	CONTROL AND SWITCH BOX ASSEMBLY - 230 V. 60 Hz.	1
1	018320	CONTROL AND SWITCH BOX ASSEMBLY - 240 V. 50 Hz.	1
1	018322	CONTROL AND SWITCH BOX ASSEMBLY - 220 V. 50 Hz.	1
2	079609	METAL CAL - Work Lamp	1
3	001580	SCREW - Thread Forming, 6-20 x 3/16	6
4	082302	COVER - Control Box	1
5	078585	METAL CAL - Circuit Breaker, 115 V.	1
5	078584	METAL CAL - Circuit Breaker, 220/240 V.	1
6	250051	BREAKER - Circuit, 10 Amp. 115 V.	2
6	252537	BREAKER - Circuit, 8 Amp. 220/240 V.	4
6	252838	BREAKER - Circuit, 5 Amp. 220 V.	2
7	079087	CONTROL BOX ASSEMBLY	1
8	079618	RECEPTACLE ASSEMBLY - 115V	1
8	079613	RECEPTACLE ASSEMBLY - 220/240 V.	1
9	076873	TRANSFORMER ASSEMBLY - 115 V. - 24 V.	1
9	076874	TRANSFORMER ASSEMBLY - 220/240 V. - 24 V.	1
10	001575	SCREW - 10-32 x 5/16	4
11	079090	TERMINAL BOARD ASSEMBLY	1
12	101353	NUT - Expansion, #8	4
13	101162	SCREW - Thread Forming, 8-15 x 1/2	4
14	252477	RELAY - Power D.P.D.T., 24 VAC.	2
15	101979	SCREW - 6-32 x 1 3/4	2
16	196650	SPACER - Plastic Hex., 1 3/8 O.A.L.	2
17	250293	STRAIN RELIEF - 5/8 O.D.	4
18	250200	BUSHING - 1/2 Hole	2
19	275000	STRAIN RELIEF - 1/2 O.D.	2
20	100520	PLUG - 1/2 Hole	1
21	001693	SCREW - 8-32 x 1/4	4
22	252476	RELAY - Control S.P.D.T., 24 VAC.	1
23	014812	NUT - 6-32	2
27	100657	SCREW - 10-32 X 5/16	2
28	001702	WASHER - .196 I.D. x .500 O.D. x .031	2
29	018092	BRACKET ASSEMBLY - Service By - Pass	1
30	250952	SWITCH - Push-Pull, Service By - Pass	1
31	253238	SWITCH - Toggle, Vacuum	1
32	018229	NUT - 15/32 - 32	2
33	250865	SWITCH - Toggle, Drive	1
34	018186	SWITCH BOX ASSEMBLY	1
35	001548	SCREW - 6-32 X 3/8, Grounding	1
41	059717	STRAIN RELIEF - Power 115 V. 7/8" O.D.	1
41	101374	CONNECTOR - Cable 220/240 V. (Not Illustrated)	1
42	001693	SCREW - 8-32 x 1/4, Grounding	1
43	253005	SWITCH - Toggle DPST	1
44	017144	POST - Control Box Mounting	3
45	111054	SCREW - 10-32 x 1/2, Switch Box Mounting	2
46	014808	NUT - 10-32	2
47	014807	NUT - 1/4 -28	6
48	079616	TRANSFORMER ASSEMBLY - 220/240 V. - 115 V. Work Lamp	1
48	079615	TRANSFORMER ASSEMBLY - 230 V. - 115 V. Work Lamp	1
49	251520	BUSHING - Nylon, .500 O.D. 220/240 V.	1
50	250177	CONNECTOR - Line Splice, 220/240 V.	2

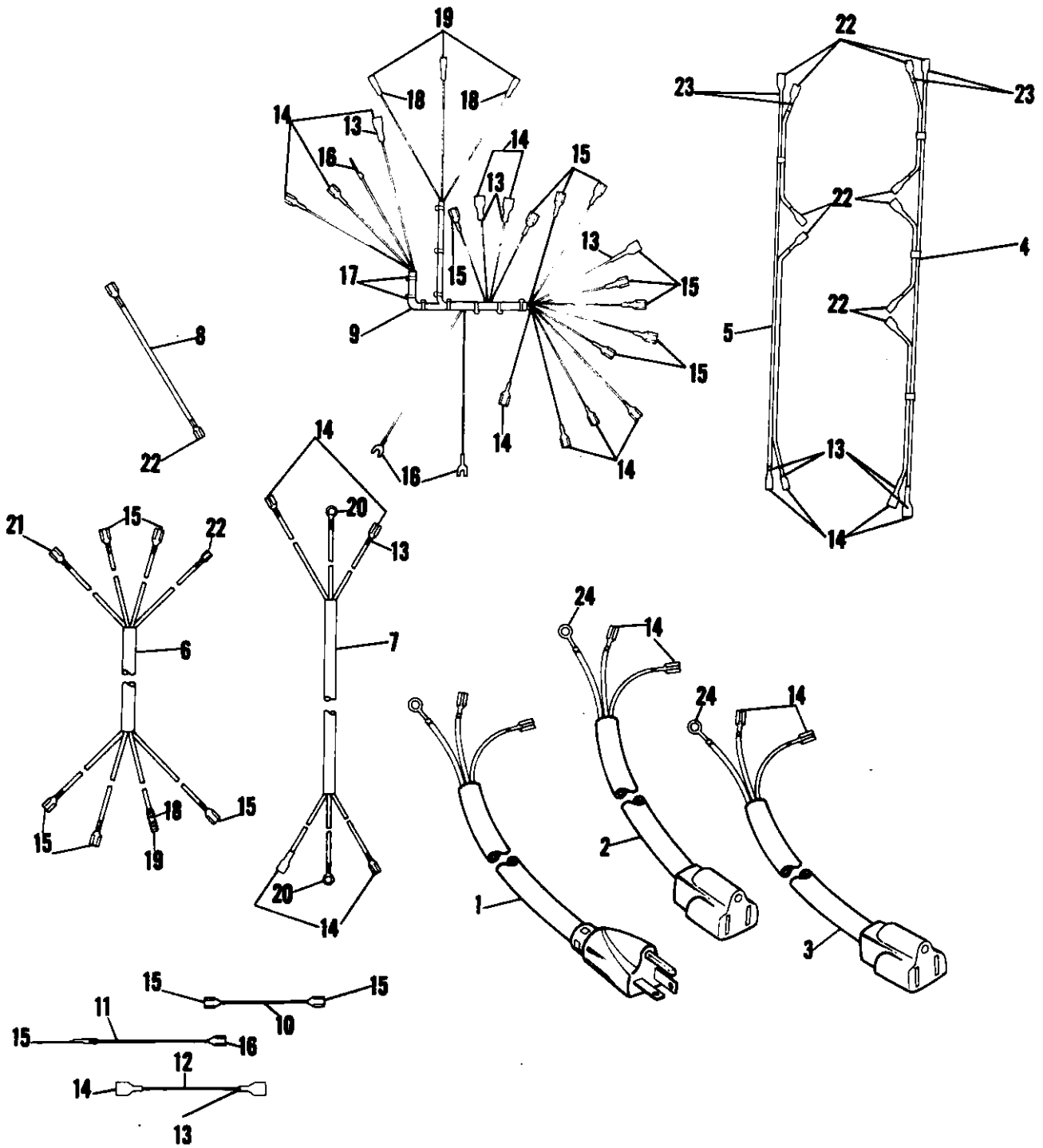


FIGURE 49 MODEL 8815/8820
Cord and Wire Assemblies

parts catalog

Index No.	Part No.	MODEL 8815/8820 - Figure 49 Description	Units Per Assy.
1	196230	CORD ASSEMBLY - Power, 115 V. 50/60 Hz.	1
1	017733	CORD ASSEMBLY - Power, 230 V. 60 Hz.	1
1	017736	CORD ASSEMBLY - Power, 220/240 V. 50 Hz.	1
2	196117	CORD ASSEMBLY - Motor, Drive 115 V.	1
2	196115	CORD ASSEMBLY - Motor, Drive 220/240 V.	1
3	196121	CORD ASSEMBLY - Motor, Vacuum 115 V.	1
3	196116	CORD ASSEMBLY - Motor, Vacuum 220/240 V.	1
4	079099	CABLE ASSEMBLY - N.O.S. 115/220 V.	1
4	018321	CABLE ASSEMBLY - N.O.S. 240 V.	1
5	079097	CABLE ASSEMBLY - O.S.	1
6	079093	CORD ASSEMBLY - Connector, Drive	1
7	196118	CORD ASSEMBLY - Connector, Vacuum	1
8	***	WIRE ASSEMBLY - Switch Box, 4-1/2"	1
9	018249	HARNESS ASSEMBLY - Control Box, 115 V.	1
9	018318	HARNESS ASSEMBLY - Control Box, 220/240 V.	1
10	***	WIRE ASSEMBLY - Control Box, 3"	1
11	***	WIRE ASSEMBLY - Control Box, 4-1/2"	1
12	***	WIRE ASSEMBLY - Control Box, 3-1/2"	3
13	251165	TUBING - Shrink, 1/4 I.D. x 1" O.A.L.	A/R
14	250058	CONNECTOR - Tab .250, #18-14 Wire	A/R
15	250059	CONNECTOR - Tab .250, #22-18 Wire	A/R
16	250097	CONNECTOR - Tab W/Flag .250, #18-14 Wire	A/R
17	250077	TIE-Cable, 3 7/8 O.A.L.	A/R
18	251323	TUBING - Shrink, 1/8 I.D. x 7/8 O.A.L.	A/R
19	250093	CONNECTOR - Tab .110, #22-18 Wire	A/R
20	250079	CONNECTOR - Ring #10, #22-16 Wire	A/R
21	250920	CONNECTOR - Tab W/Flag .250, #22-18 Wire	A/R
22	250062	CONNECTOR - Tab W/Flag .187, #20-16 Wire	A/R
23	250072	TUBING - Shrink, 3/16 I.D. x 3/4 O.A.L.	A/R
24	250612	CONNECTOR - Ring #8, #18-14 Wire	A/R
	***	Not Available As An Assembly	

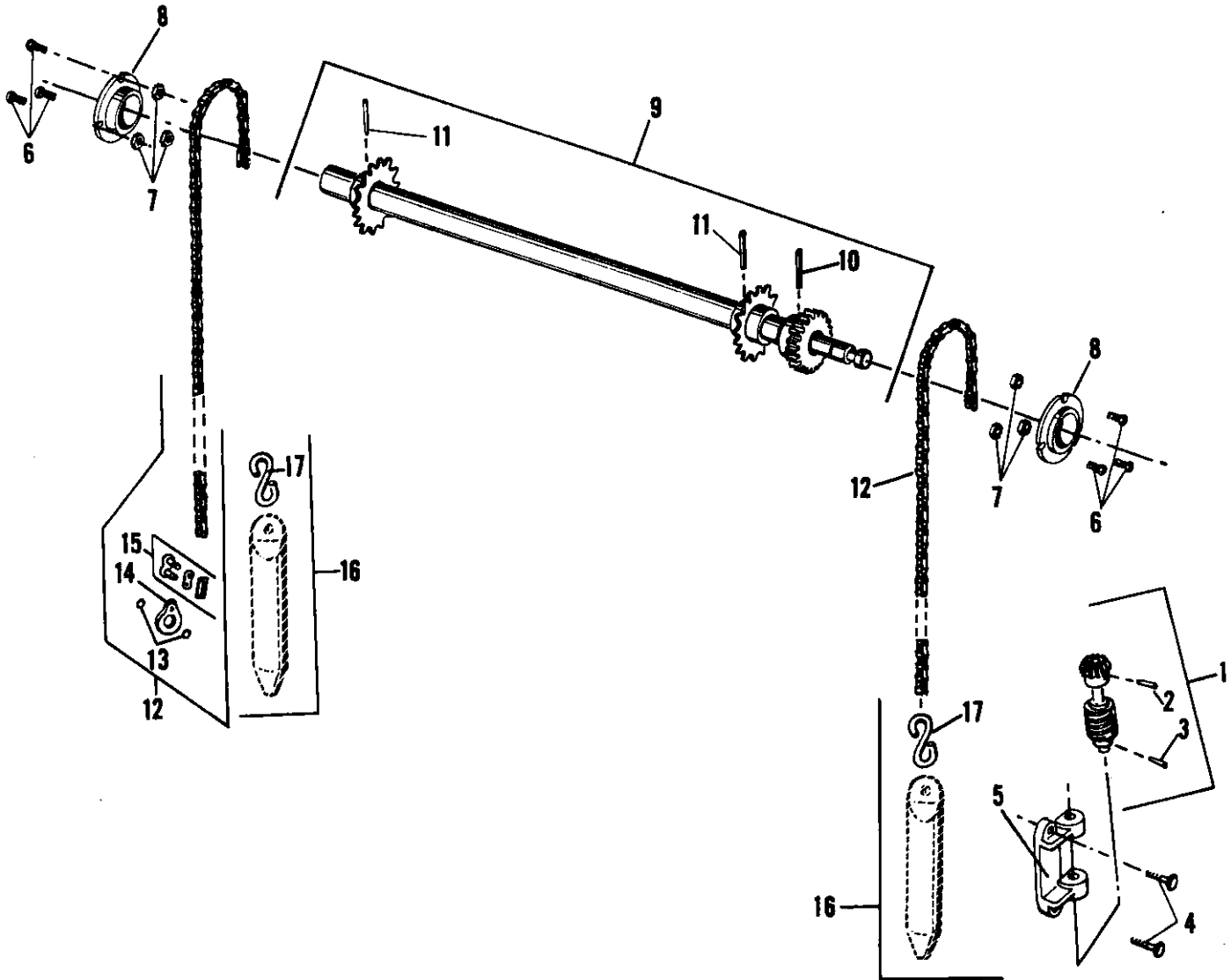


FIGURE 50 MODEL 8805/8820
Feed Table Raising Mechanism

parts catalog...

Index No.	Part No.	MODEL 8805/8820 - Figure 50 Description	Units Per Assy.
1	072569	MITER AND WORM GEAR ASSEMBLY	1
2	001976	PIN - Roll, .135 O.D. x .827 O.A.L.	1
3	001920	PIN - Taper, .149 O.D. x .786 O.A.L.	1
4	072575	SCREW - Shoulder, 1/4-28 x 17/64	2
5	072570	BRACKET - Miter and Worm	1
6	001555	SCREW - 10-32 x 1/2	6
7	014248	NUT - 10-32	6
8	072599	BEARING	2
9	072624	SHAFT ASSEMBLY	1
10	149385	PIN - Spiral, .168 OD. x 1.260 O.A.L.	1
11	001936	PIN - Taper, .173 O.D. x 1.250 O.A.L.	2
12	072035	CHAIN ASSEMBLY	2
13	001054	WASHER - .156 I.D. x .375 O.D. x .062	2
14	072036	TABLE CONNECTOR -	1
15	071576	MASTER LINK	2
16	072077	WEIGHT ASSEMBLY	2
17	194835	HOOK - Chain Weight	1

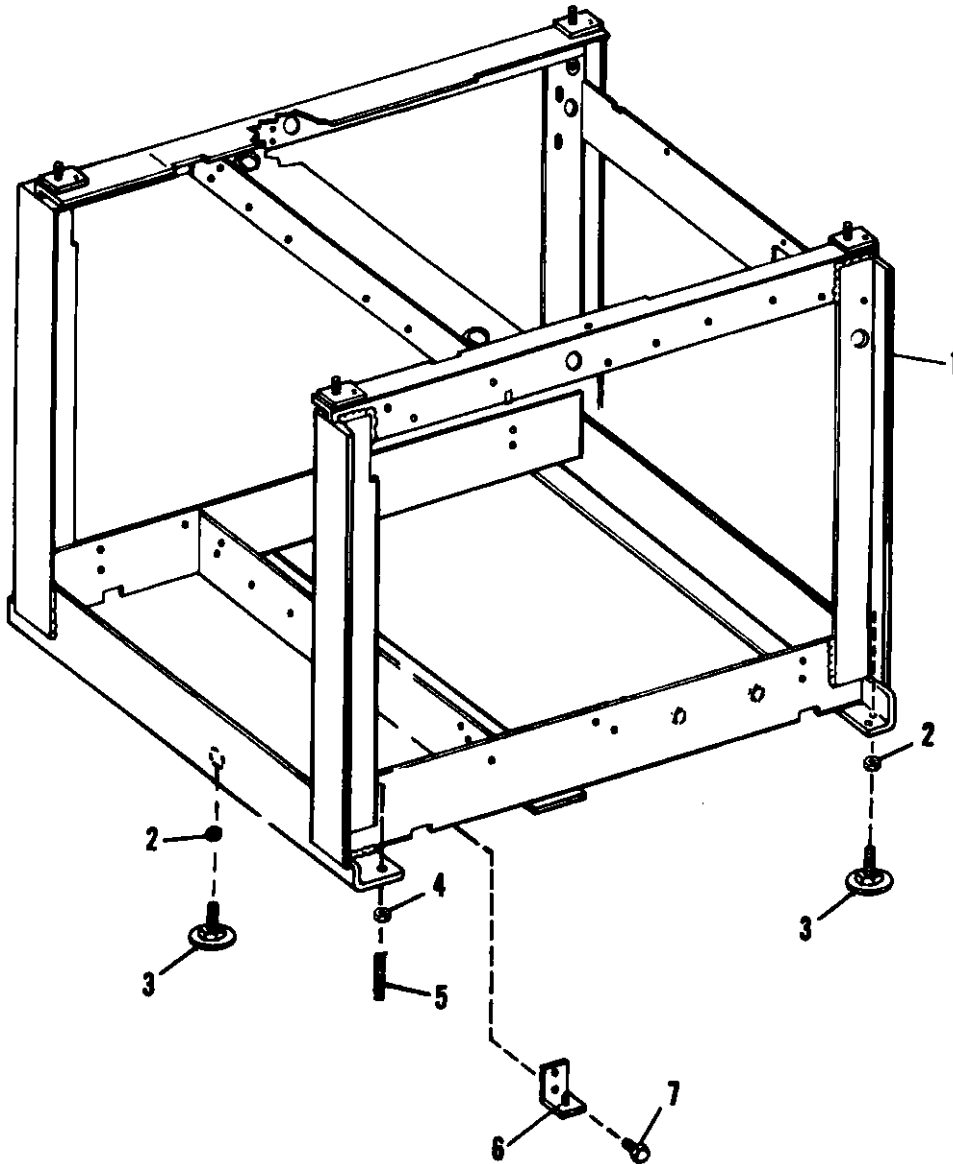


FIGURE 51 MODEL 8805/8820
Base Frame

parts catalog

Index No.	Part No.	MODEL 8805/8820 - Figure 51 Description	Units Per Assy.
1	011426	BASE ASSEMBLY	1
2	001845	NUT - 3/8-24	3
3	017542	GLIDER	3
4	101170	NUT - 1/2-20	2
5	101913	SCREW - Set, 1/2-20 x 2.000	2
6	017722	BRACKET - Support Cover, (Old Design)	4
7	111073	SCREW - 1/4-28 x 5/8" (Old Design)	8

parts Catalog...

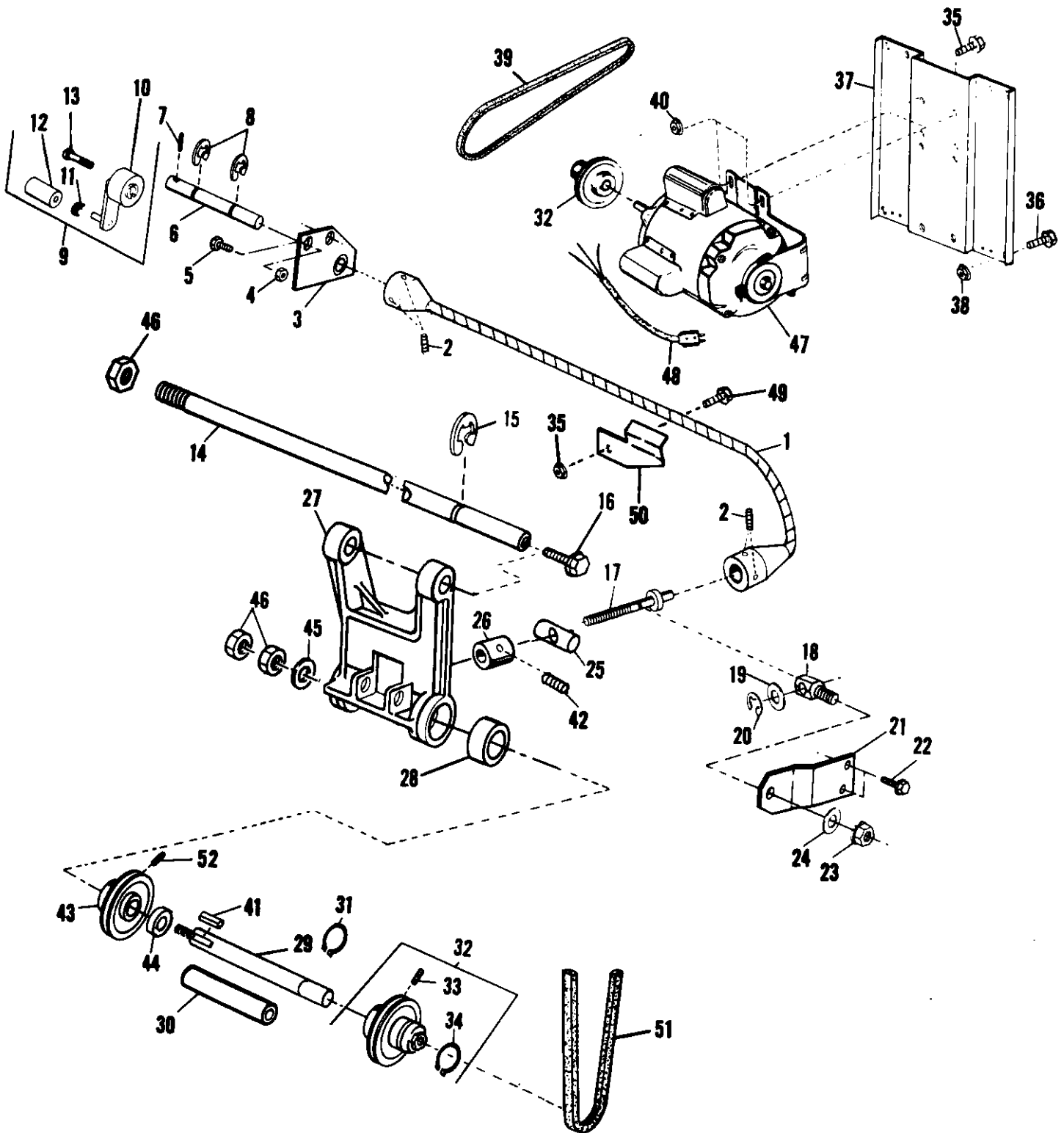


FIGURE 52 MODEL 8805/8820
Machine Speed Control

parts catalog

Index No.	Part No.	MODEL 8805/8820 - Figure 52 Description	Units Per Assy.
1	010076	SHAFT - Flexible	1
2	001650	SCREW - Set, 10-32 x 3/16	4
3	010094	PLATE ASSEMBLY	1
4	150083	NUT - 10-32	2
5	111056	SCREW - 10-32 x 5/8	2
6	010087	SHAFT ASSEMBLY - Crank	1
7	001980	PIN - Roll, .135 O.D. x .640 O.A.L.	1
8	001080	RING - Retaining, .302 I.D.	2
9	011369	CRANK ASSEMBLY	1
10	011370	CRANK ARM	1
11	072052	LOCK - Spring	1
12	011371	HANDLE	1
13	014284	SCREW - 10-32 x 7/16"	1
14	010093	SHAFT - Idler Bracket	1
15	001784	RING - Retaining, .559 I.D.	1
16	111089	SCREW - 5/16-24 x 5/8	5
17	010085	SHAFT ASSEMBLY - Speed Adjustment	1
18	010079	POST - Adjustment Shaft	1
19	014727	WASHER - .380 I.D. x .750 O.D.	1
20	014473	RING - Retaining, .296 I.D.	1
21	010096	PLATE - Shaft Support	1
22	111071	SCREW - 1/4-28 x 1/2	2
23	150088	NUT - 3/8-16	1
24	003586	WASHER - .380 I.D. x .750 O.D.	1
25	010092	SHAFT - 3/8-16	1
26	003560	COLLAR	1
27	016553	CASTING ASSEMBLY	1
28	*	BEARING.....	2
29	*	SHAFT	1
30	195238	SPACER - Long, 2.765 O.A.L.	1
31	101759	RING - Retaining, .625 I.D.	1
32	079073	PULLEY - Variable Speed	1
33	006825	SCREW - Set, 1/4-20 x 3/8	2
34	001787	RING - Retaining, .756 I.D.	2
35	014807	NUT - 1/4 - 28	4
36	111077	SCREW - 1/4-28 x 1.125	2
37	010080	PANEL - Motor	1
38	150085	NUT - 1/4-28	2
39	196772	BELT - Drive, 60 Hz. 4L220	1
39	196771	BELT - Drive, 50 Hz. 4L210	1
40	150087	NUT - 5/16-24	4
41	190725	KEY - 3/16 x 3/16 x 11/16	1
42	001526	SCREW - Set	1
43	196623	PULLEY - (3.5 O.D. For 60 Hz.) or (2.8 O.D. For 50 Hz.) ..	1
44	081789	WASHER - .627 I.D. x 1.000 O.D. x .060	1
45	014799	WASHER - 1/2 I.D. x 7/8 O.D.	1
46	101170	NUT - 1/2-20	4
47	010137	MOTOR - Double Shaft	1
47	017858	MOTOR - 3/4HP. 100-115/200-230V. 50/60Hz. (M-8815/20)	1
48	017998	CORD - Motor, 115V. 3/4HP. 15" O.A.L.	1
48	017823	CORD - Motor, 230V. 3/4HP. 15" O.A.L.	1
49	111073	SCREW - 1/4-28 x 5/8"	1
50	016862	BRACKET - Shaft, Flex	1
51	196773	BELT - Drive, 4L500	1
52	001523	SCREW - Set, 5/16-18 x 3/8	1
	*	Not Procurable Separately	

parts Catalog...

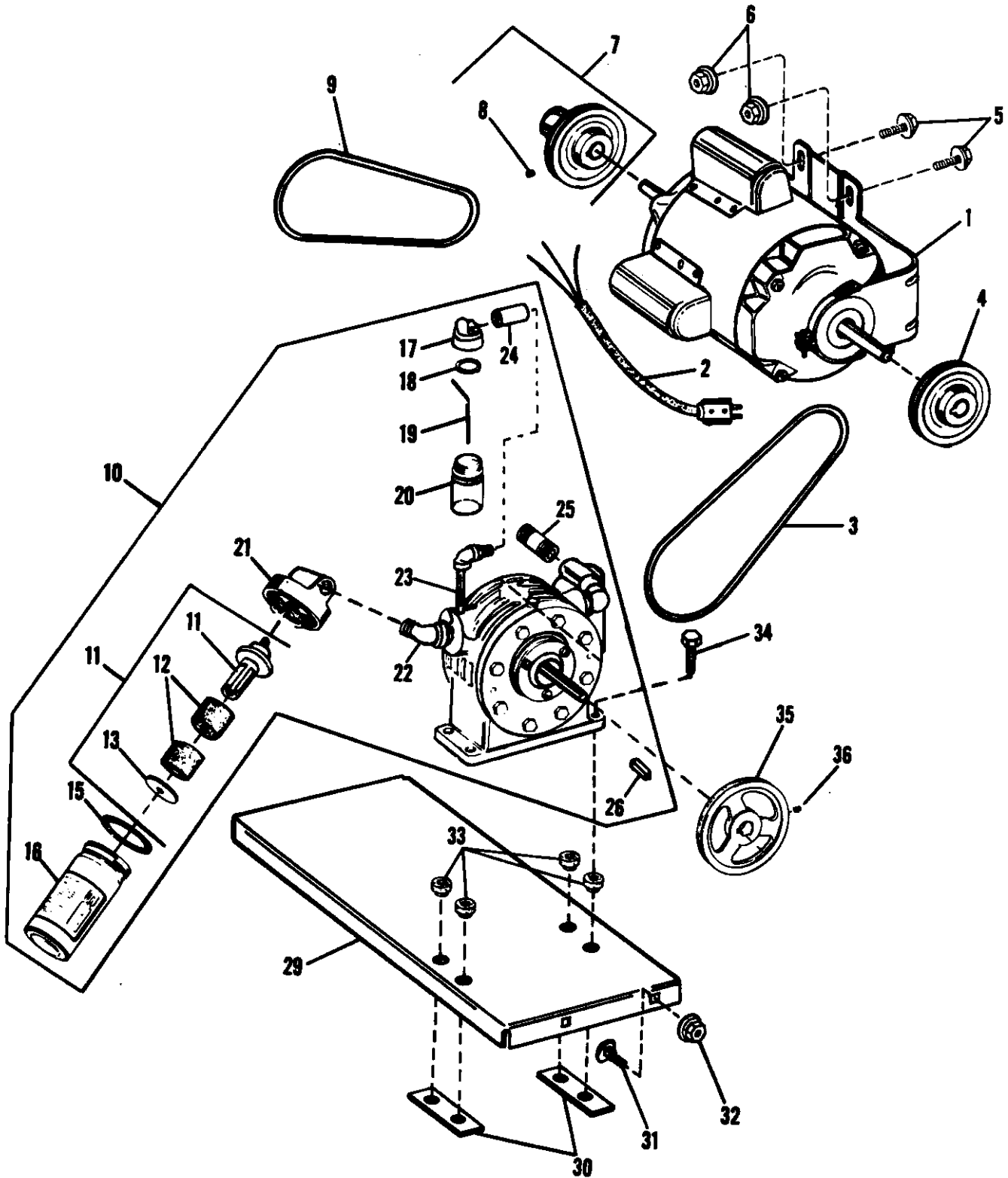


FIGURE 53 MODEL 8805/8810
Drive Motor and Compressor Assemblies

parts Catalog...

Index No.	Part No.	MODEL 8805/8810 - Figure 53 Description	Units Per Assy.
1	010137	MOTOR - 3/4 HP., 100-115/200-230 V. 50/60 Hz. ... M-8805/10	1
2	017880	CORD - Drive Motor, 100-115 V. 50/60 Hz.	1
2	017878	CORD - Drive Motor, 200-240 V. 50/60 Hz.	1
3	018113	BELT - 3L280	1
4	196466	PULLEY - Variable Pitch, 2.7-3.5 O.D. M-8805/10	1
5	111089	SCREW - 5/16-24 x 5/8	4
6	150087	NUT - 5/16-24	4
7	079073	PULLEY - Variable Speed	1
8	006825	SCREW - Set, 1/4-20 x 3/8	1
9	196772	BELT - 4L220, 60 Hz.	1
9	196771	BELT - 4L210, 50 Hz.	1
10	072821	COMPRESSOR ASSEMBLY	1
11	072265	FILTER ASSEMBLY	3
12	072855	FILTER	2
13	016569	CAP	1
15	072261	GASKET	3
16	072852	BOTTLE	3
17	072262	COVER	1
18	072260	GASKET	1
19	072264	WICK - 4" (Old Design)	1
19	072844	WICK - 4-3/4".....	1
20	072854	BOTTLE - 1 oz. Round, (Old Design)	1
20	072843	BOTTLE - 10 oz. Square	1
21	072161	COVER	3
22	072826	ELBOW - Street, 90° 3/8 NPT	4
23	101451	NIPPLE - Brass, 1/8 NPT x 3/4" O.A.L.	2
24	101141	COUPLING - 1/8 NPT	1
25	101532	NIPPLE - 3/8 NPT x 3-1/2" O.A.L.	1
26	190398	KEY - 3/16 x 3/16 x 1-3/8 O.A.L.	1
27	072919	VANE - (Not Illustrated)	4
28	072920	GASKET - (Not Illustrated)	2
29	010077	BASE - Compressor	1
30	072838	NUT PLATE	2
31	072994	BOLT - Carriage, 1/4-20 x 5/8	4
32	150084	NUT - 1/4-20	4
33	072840	GROMMET	4
34	014121	SCREW - 3/8-24 x 1.000	4
35	196465	PULLEY - 4.67 O.D.	1
36	101887	SCREW - Set, 5/16-18 x 1/2	1

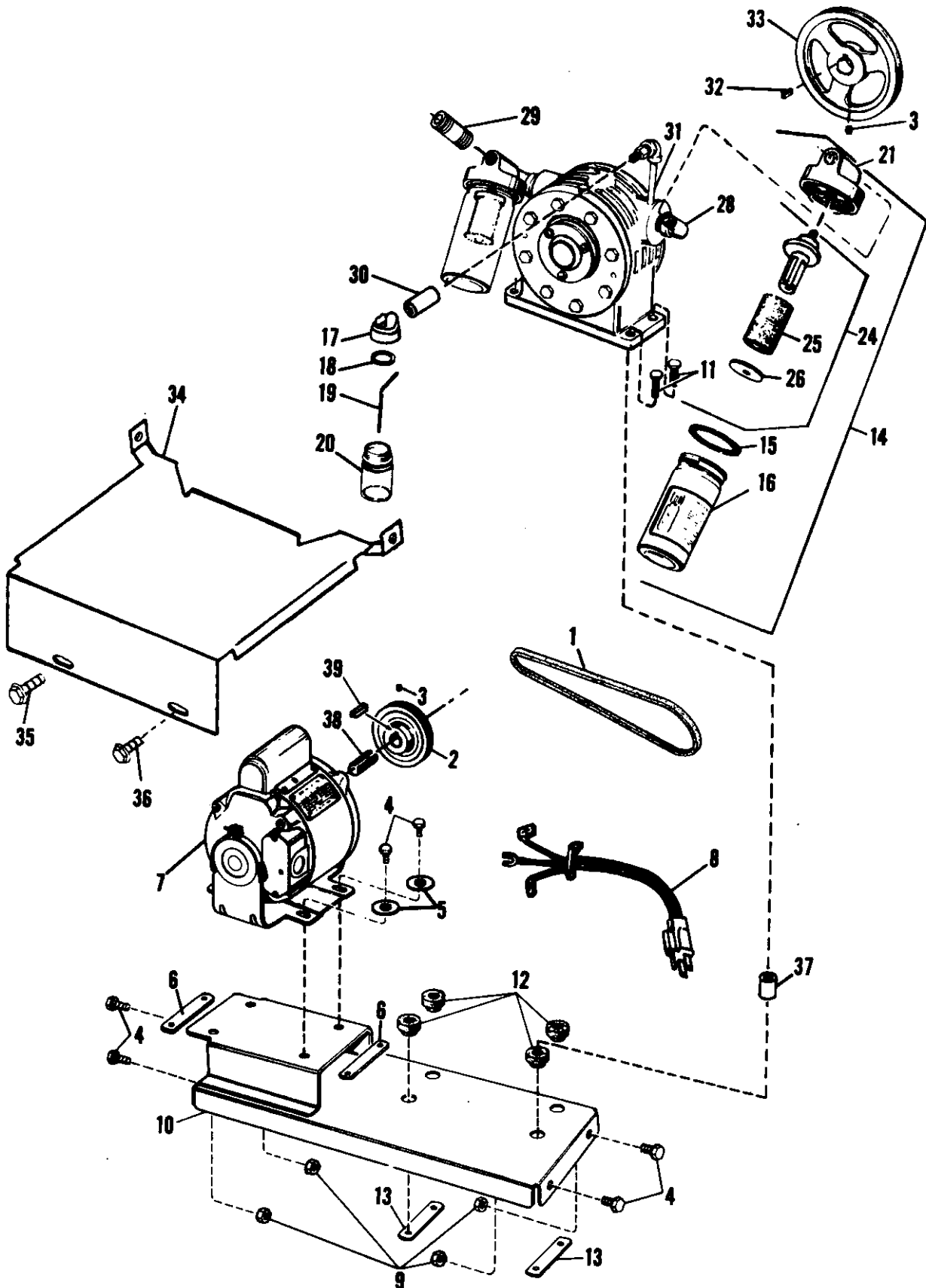


FIGURE 54 MODEL 8805/8820
Compressor Assembly

parts catalog

Index No.	Part No.	MODEL 8805/8820 - Figure 54 Description	Units Per Assy.
<u>For M-8805 G & M-8815/20</u>			
1	064564	BELT - Compressor, 3L310	1
2	018571	PULLEY - 4" O.D. 60 Hz.	1
2	195149	PULLEY - 4-1/2" O.D. 50 Hz.	1
3	001523	SCREW - Set, 5/16-18 x 3/8	2
4	111089	BOLT - Motor Mounting, 5/16-24 x 5/8	8
5	014784	WASHER - 5/16 I.D. x 3/4 O.D. x 1/16	4
6	016882	NUT PLATE	2
7	017859	MOTOR ASSEMBLY - Pump, 1/3 HP. 100-115/200-230 V. 50/60 Hz.	1
8	017998	CORD - Motor, 115V.	1
8	017823	CORD - Motor, 230V.	1
9	150087	NUT - 5/16-24	4
10	072221	BASE - Pump	1
11	014121	BOLT - 3/8-24 X 1-1/2	4
12	072840	GROMMET	4
13	072838	NUT PLATE	2
14	072821	COMPRESSOR ASSEMBLY	1
15	072261	GASKET	3
16	072852	BOTTLE	3
17	072262	COVER	1
18	072260	GASKET	1
19	072264	WICK - 4" (Old Design)	1
19	072844	WICK - 4-3/4"	1
20	072854	BOTTLE - 1 oz. Round, (Old Design)	1
20	072843	BOTTLE - 5 oz. Square	1
21	072161	COVER	3
22	072919	VANE - (Not Illustrated)	4
23	072920	GASKET - (Not Illustrated)	2
24	072265	FILTER ASSEMBLY	3
25	072855	FILTER	2
26	016569	CAP	1
28	072826	ELBOW - Street, 90° 3/8 NPT	4
29	101532	NIPPLE - 3/8 NPT x 3-1/2" O.A.L.	1
30	101141	COUPLING - 1/8 NPT	1
31	101451	NIPPLE - Brass, 1/8 NPT x 3/4" O.A.L.	2
32	190398	KEY - 3/16 x 3/16 x 1-3/8	1
33	072822	PULLEY - Pump, 5" O.D.	1
34	010175	SHIELD - Base, Chain Delivery	1
35	111073	SCREW - 1/4-28 x 5/8	1
36	111069	SCREW - 1/4-28 x 3/8	1
37	193810	SLEEVE - Grommet, .375 I.D. x .468 O.D. x .400 O.A.L.	4
38	073661	ADAPTER - 1/2 I.D. x 5/8 O.D. x 1-3/8 O.A.L.	1
39	196827	KEY - 3/16 x 3/16 x 1-1/4 O.A.L.	1

parts catalog...

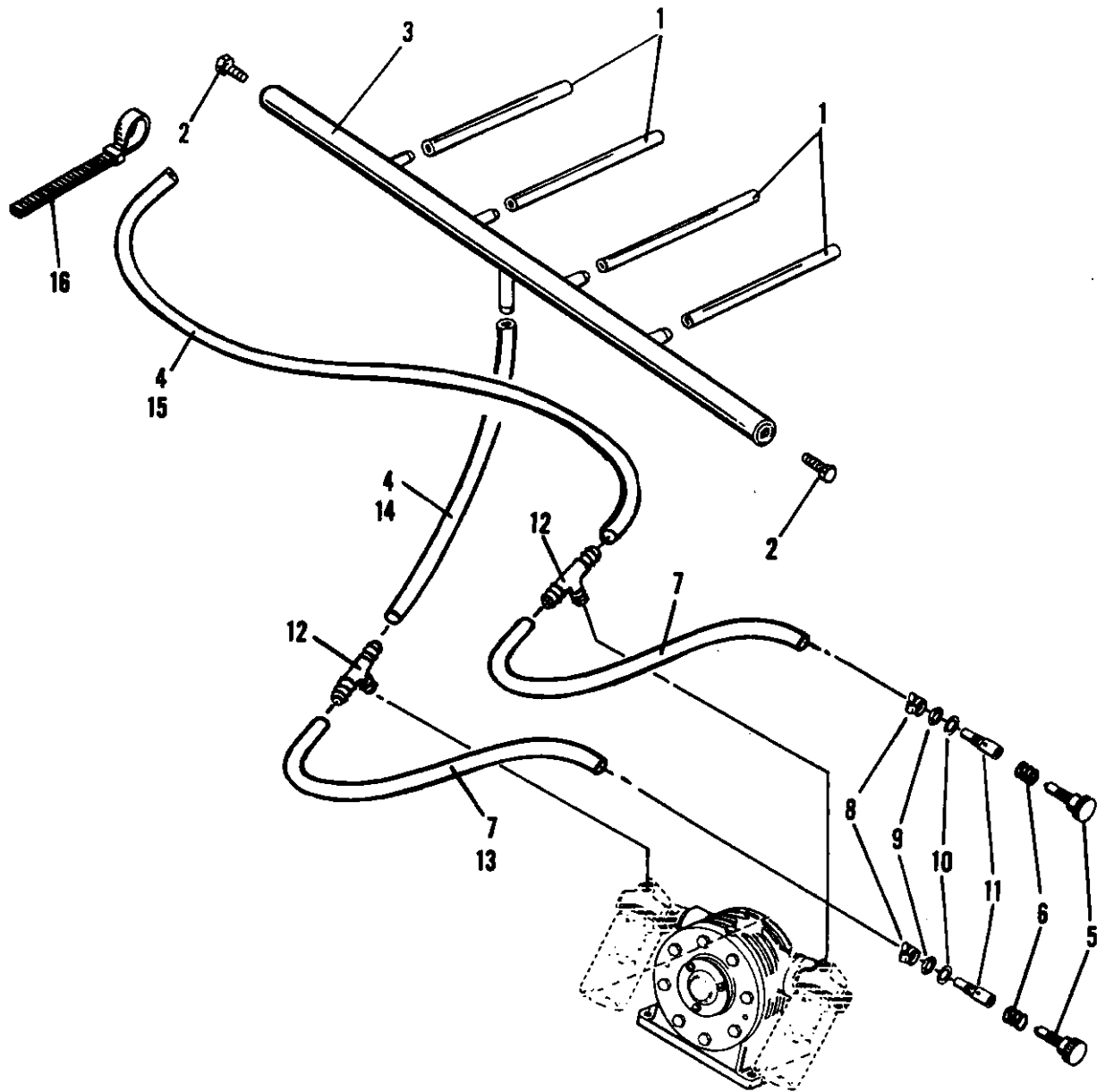


FIGURE 55 MODEL 8805/8820
Air and Vacuum Tubing

parts catalog...

Index No.	Part No.	MODEL 8805/8820 - Figure 55 Description	Units Per Assy.
1	195197	TUBING - Neoprene, 5/16 I.D. x 6-3/8" O.A.L.	4
2	111073	SCREW - 1/4-28 x 5/8	2
3	075405	HEADER BODY ASSEMBLY	1
4	072256	TUBING - Vinyl, 7/16 I.D. x 35" O.A.L. (M-8805/10)	2
5	073416	KNOB - Air and Vacuum Adjusting	2
6	072836	SPRING - Compression, 9/16 O.D. x 1-1/16 O.A.L.	2
7	072022	TUBING - Vinyl, 7/16 I.D. x 23" O.A.L. (M-8805/10)	2
8	072741	CLAMP	2
9	101170	NUT - 1/2-20	2
10	014751	WASHER - Lock, .529 I.D. x .883 O.D. x .045	2
11	073415	VALVE - Bleeder	2
12	193769	TEE	2
13	072257	TUBING - Vinyl, 7/16 I.D. x 17-7/8" O.A.L. (M-8815/20 & TG)	1
14	072022	TUBING - Vinyl, 7/16 I.D. x 23" O.A.L. (M-8815/20 & TG) ...	2
15	195241	TUBING - Vinyl, 7/16 I.D. x 42-1/2" O.A.L. (M-8815/20 & TG)	1
16	250493	TIE Cable, 7" O.A.L. (M-8815/20 & TG)	2

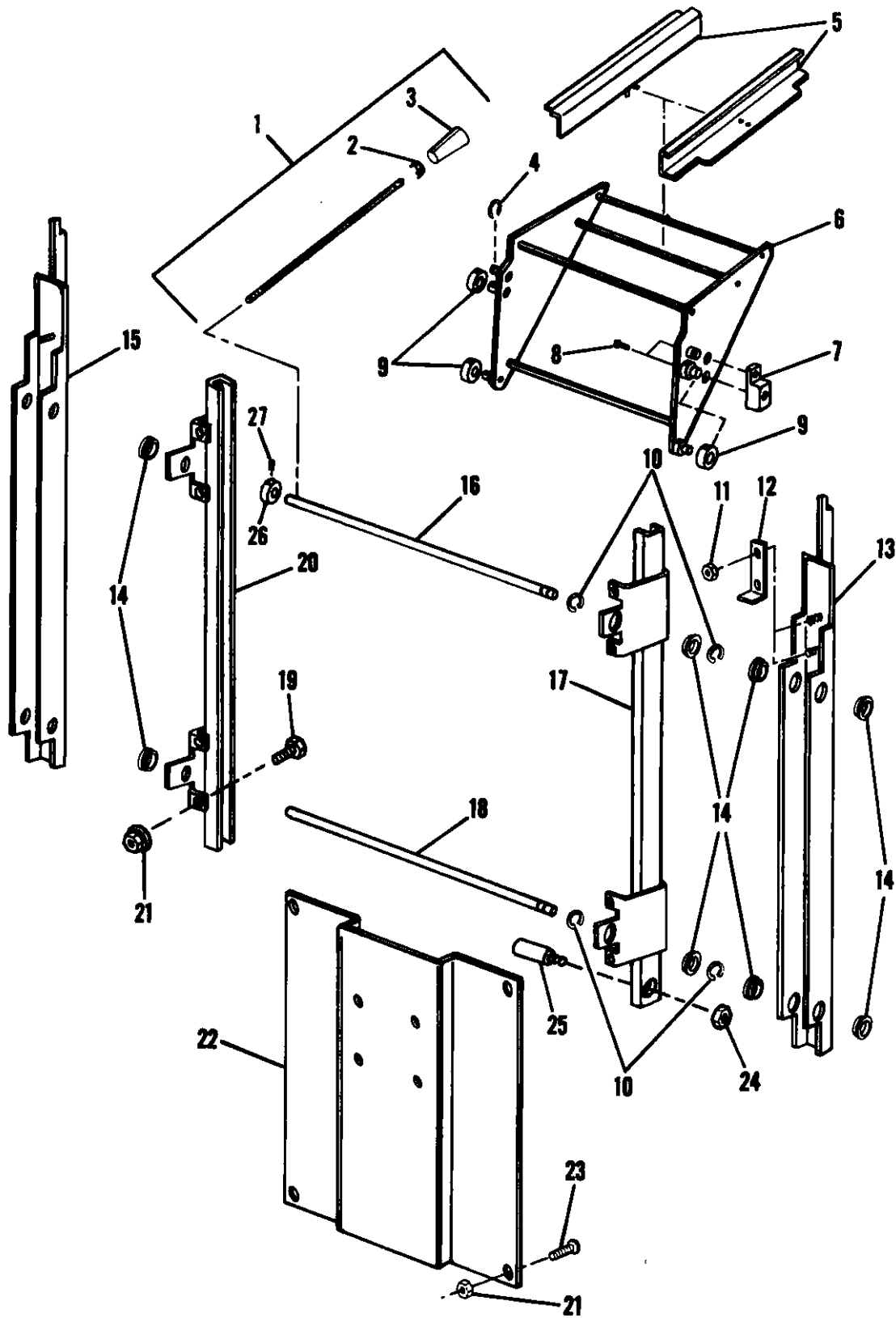


FIGURE 56 MODEL 8805/8820
Feed Table and Guide Assemblies

parts catalog...

Index No.	Part No.	MODEL 8805/8820 - Figure 56 Description	Units Per Assy.
1	010231	HANDLE ASSEMBLY - Lock Down, 1/4-28	1
2	072052	SPRING - Lock	1
3	011371	KNOB	1
4	001095	RING - Retaining, .245 I.D. x .500 O.D. x .027	2
5	010195	SUPPORT ASSEMBLY - Paper	2
6	010192	TABLE ASSEMBLY - Feed	1
7	010238	STOP ASSEMBLY - Table	1
8	111054	SCREW - 10-32 x 1/2	2
9	196467	TRUCK - Table, Nylon	4
10	001784	RING - Retaining, .559 I.D. x .715 O.D. x .031	4
11	150084	NUT - 1/4-20	4
12	010227	BRACKET - Locking	2
13	010236	GUIDE - Paper, O.S.	1
14	101945	BEARING - Nyliner, .625 I.D. x .688 O.D. x .125	12
15	010235	GUIDE - Paper, N.O.S.	1
16	010234	SHAFT - Guide Lockdown, Upper	1
17	010229	CHANNEL - Feed Table, O.S.	1
18	010233	SHAFT - Guide Support, Lower	1
19	111074	SCREW - 1/4-28 x 3/4	4
20	010230	CHANNEL - Feed Table, N.O.S.	1
21	150085	NUT - 1/4-28	12
22	010080	PANEL - Cover & Motor Support	1
23	111073	SCREW - 1/4-28 x 5/8	12
24	150083	NUT - 10-32	2
25	074717	PIN - Table Stop	2
26	081699	COLLAR	1
27	001650	SCREW - Set, 10-32 x 3/16	1

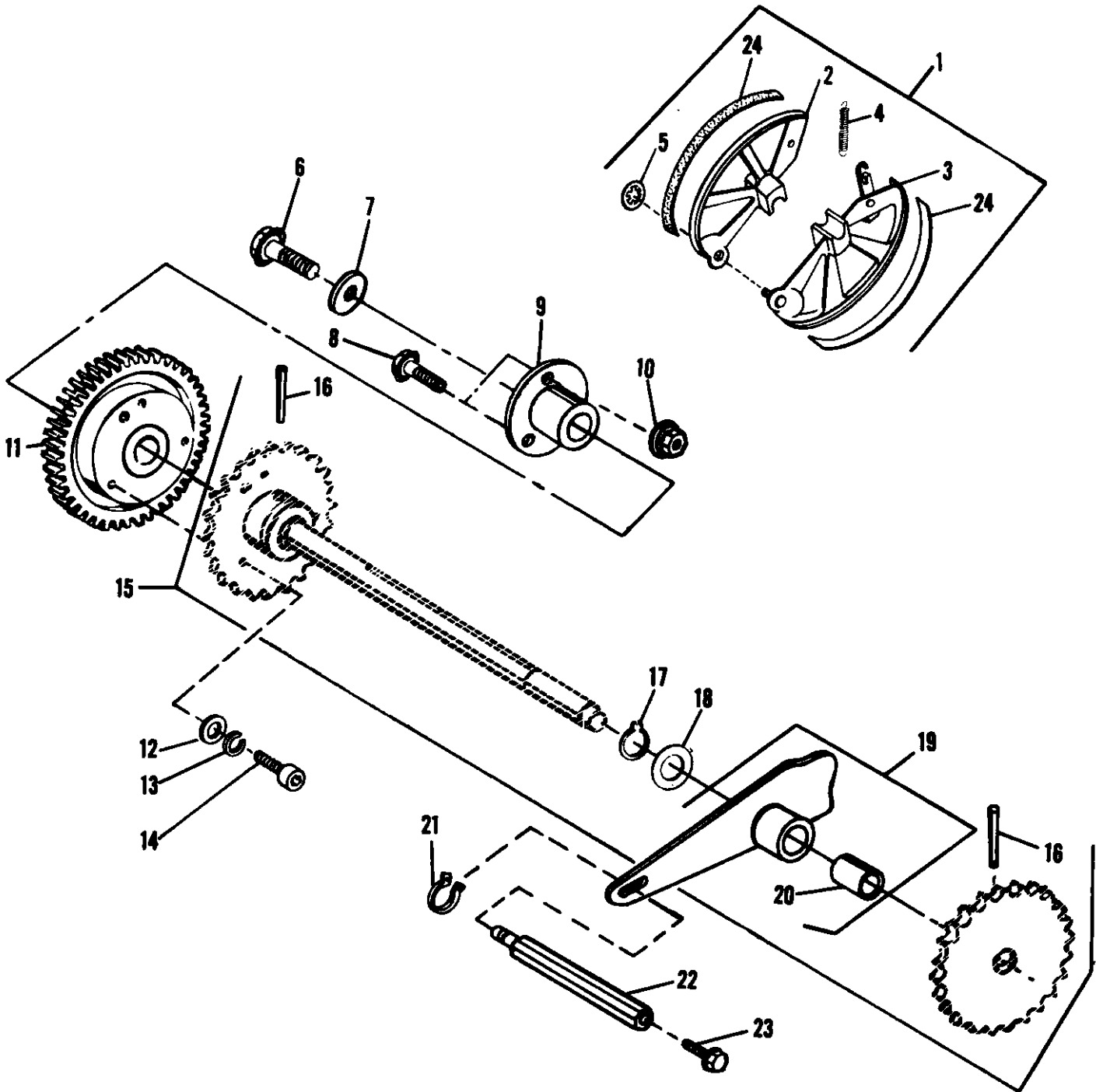


FIGURE 57 MODEL 8810/8820
Sprocket Shaft and Paper Guide

parts catalog

Index No.	Part No.	MODEL 8810/8820 - Figure 57 Description	Units Per Assy.
1	***016384	GUIDE ASSEMBLY - Paper	2
2	016385	GUIDE ASSEMBLY - Upper	1
3	016387	GUIDE ASSEMBLY - Lower	1
4	041776	SPRING - Tension, .343 O.D. x 1.375 O.A.L. x .047	1
5	196607	RING - Push-On, .246 I.D.	1
6	111087	SCREW - 5/16-24 x 1/2	1
7	014784	WASHER - Plain, .328 I.D. x .812 O.D. x .092	1
8	111055	SCREW - 10-32 x 9/16	6
9	016376	BEARING	2
10	150083	NUT - 10-32	6
11	016374	GEAR - Sprocket Drive	1
12	005620	WASHER - .254 I.D. x .625 O.D. x .059	3
13	001731	WASHER - Lock, .256 I.D. x .453 O.D. x .046	3
14	014219	SCREW - Cap, 1/4-20 x 3/4	3
15	016511	SPROCKET AND SHAFT ASSEMBLY - Drive	1
16	007076	PIN - Taper, .203 O.D. x 1.268 O.A.L.	2
17	014513	RING - Retaining, .584 I.D. x .037	2
18	014761	WASHER - Plain, .628 I.D. x 1.000 O.D. x .029	2
19	016368	CAM ASSEMBLY - Gripper	1
20	014608	BUSHING - .629 I.D. x .754 O.D. x .875 O.A.L.	1
21	001046	RING - Retaining, .283 I.D. x .027	1
22	196386	STUD - Cam Support	1
23	111054	SCREW - 10-32 x 1/2	1
24	016429	TAPE - Non-Tracking	2
	***	Not Available As An Assembly	

parts Catalog...

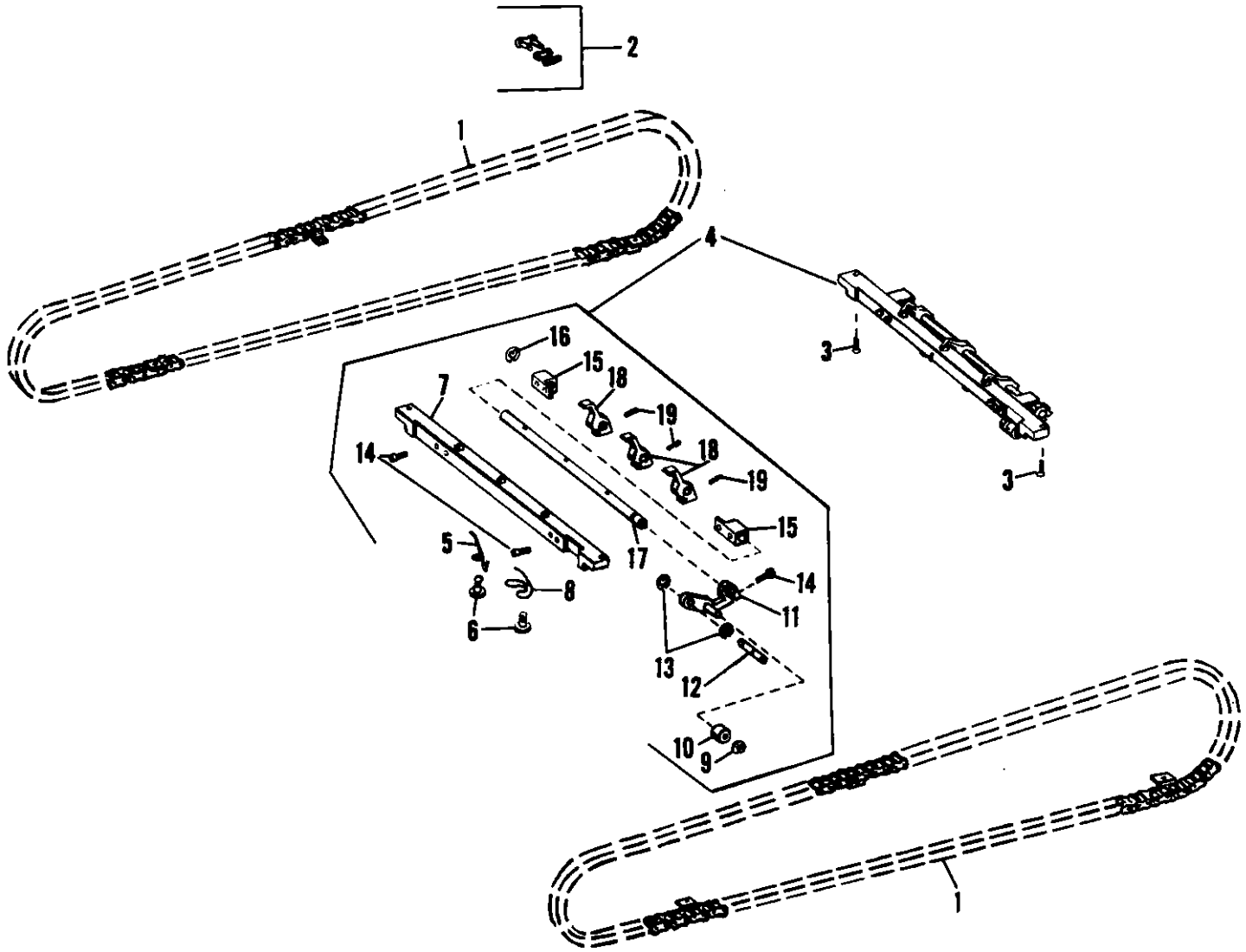


FIGURE 58 MODEL 8810/8820
Gripper Bar and Chain Assemblies

parts catalog...

Index No.	Part No.	MODEL 8810/8820 - Figure 58 Description	Units Per Assy.
1	016381	CHAIN ASSEMBLY - Gripper Bar #41	2
2	196473	LINK ASSEMBLY - Chain Coupler #41	1
3	101918	SCREW - Flat Head, Nylok, 10-32 x 5/8 (Old Design)	6
3	100976	SCREW - Hex Head, Nylok, 10-32 x 5/16	6
4	016646	GRIPPER BAR ASSEMBLY	3
5	073934	SPRING - Gripper Tension	1
6	041750	SCREW - Shoulder, 8-32	2
7	016644	BAR ASSEMBLY - Gripper	1
8	080218	SPRING - Gripper Tension	1
9	001049	RING - Retaining, .227 I.D. x .027	1
10	196412	TRUCK - Cam Follower	1
11	016501	CAM FOLLOWER - Gripper	1
12	080564	STUD - Cam Follower	1
13	014504	RING - Retaining, .146 I.D. x .027	2
14	014164	SCREW - 8-32 x 7/16	5
15	081764	BEARING - Gripper Shaft	2
16	001046	RING - Retaining, .283 I.D. x .027	1
17	071585	SHAFT ASSEMBLY - Gripper	1
18	081762	GRIPPER - Paper	3
19	014576	PIN - Driv-Lok, .093 O.D. x 9/16	3

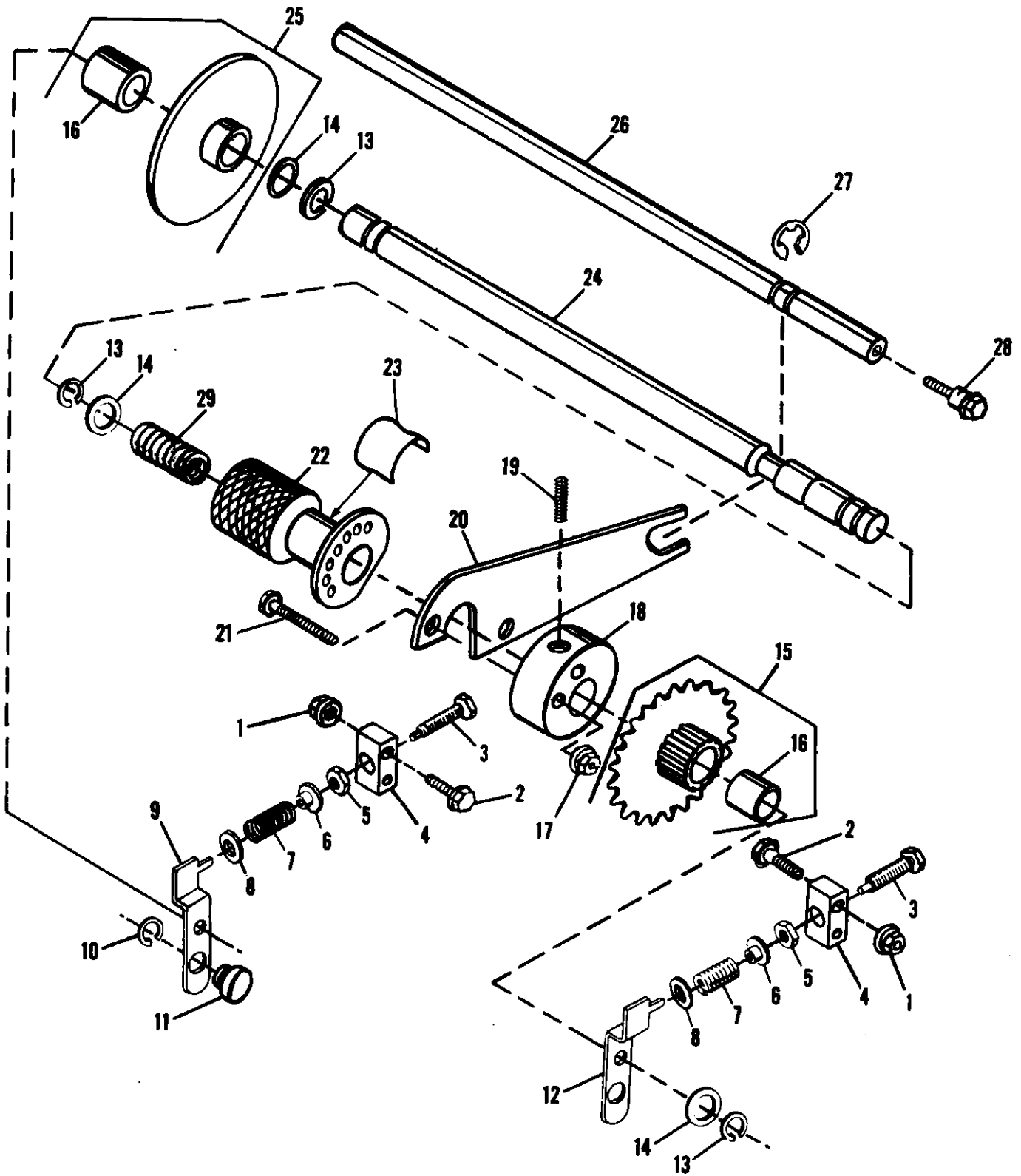


FIGURE 59 MODEL 8810/8820
Idler Shaft Assembly

parts catalog...

Index No.	Part No.	MODEL 8810/8820 - Figure 59 Description	Units Per Assy.
1	150083	NUT - 10-32	4
2	111060	SCREW - 10-32 x 1-1/8	4
3	081528	SCREW - Tension Adjusting, 5/16-18	2
4	081527	BLOCK - Idler Tension	2
5	001840	NUT - 5/16-18	2
6	081623	RETAINER - Spring	2
7	081836	SPRING - Compression, .750 O.D. x 1.500 O.A.L. x .156	2
8	190157	SPACER - Idler Tension	2
9	016397	LEVER - Tension, N.O.S.	1
10	001076	RING - Retaining, .815 I.D. x .044	2
11	196410	PIVOT - Stud	2
12	016398	LEVER - Tension, O.S.	1
13	001784	RING - Retaining, .559 I.D. x .037	7
14	014761	WASHER - Plain, .628 I.D. x 1.000 O.D. x .029	7
15	016393	SPROCKET ASSEMBLY	1
16	001420	BUSHING - .629 I.D. x .754 O.D. x 1.000 O.A.L.	1
17	150080	NUT - 6-32	2
18	016507	HUB ASSEMBLY	1
19	014247	SCREW - Set, 10-32 x 1/4	1
20	016502	ARM - Roller Guide	1
21	101947	SCREW - Flat Head, 6-32 x 1-1/8	2
22	016504	CAM ASSEMBLY - Release	1
23	018676	DECAL	1
23	016363	DECAL - (Old Design)	1
24	016447	SHAFT - Idler	1
25	016391	ROLLER ASSEMBLY	1
26	016549	TIE BAR	1
27	001094	RING - Retaining, .394 I.D. x .044	2
28	081553	SCREW - Dowel, 1/4-28	2
29	190220	SPRING - Compression	1

parts Catalog...

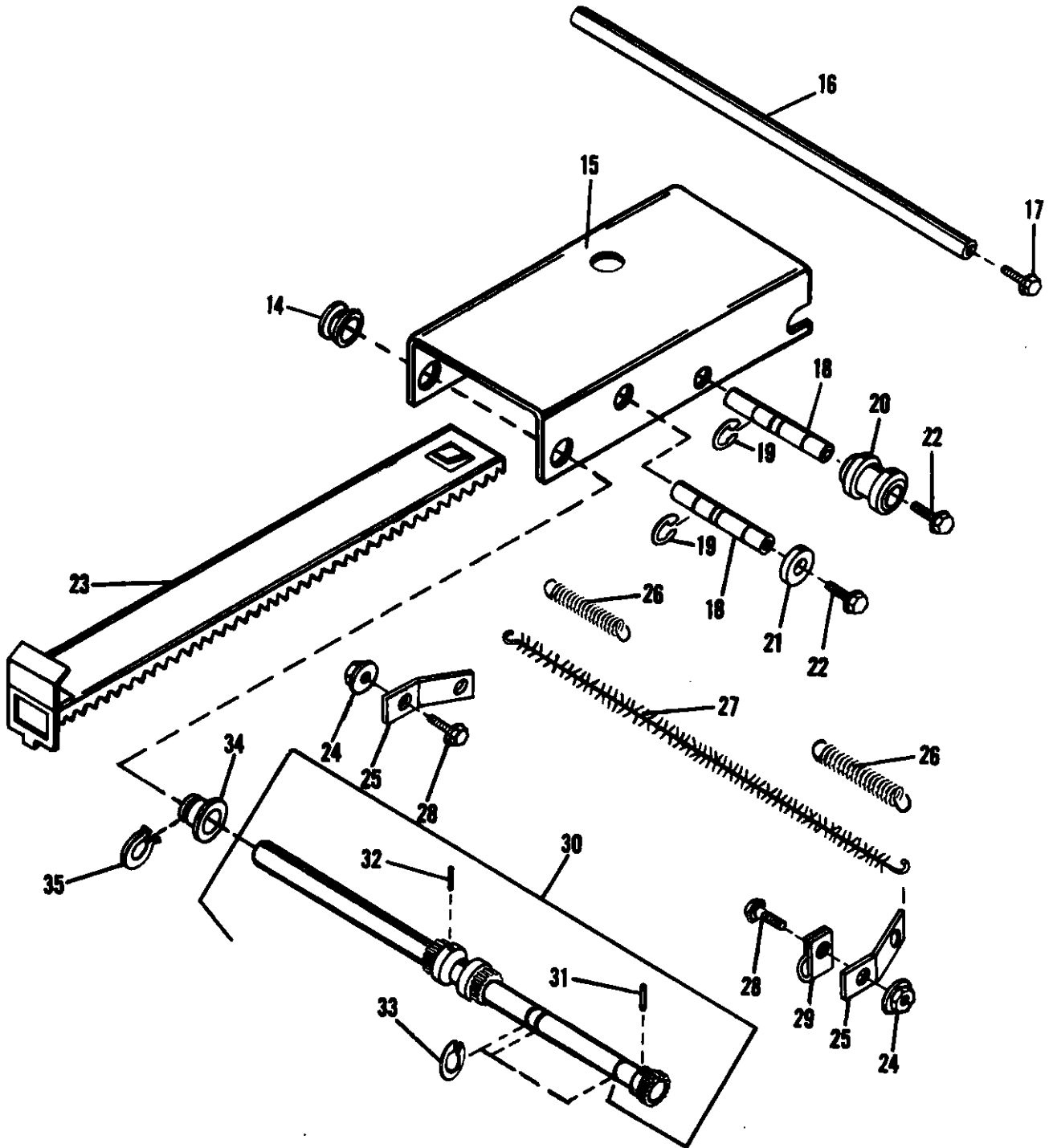


FIGURE 60 MODEL 8810/8820
Back Jogger Mechanism - Part I

parts catalog...

Index No.	Part No.	MODEL 8810/8820 - Figure 60 Description	Units Per Assy.
14	100731	BUSHING - Flanged Nylon, .501 I.D. x .562 O.D. x .078	2
15	016299	HOUSING - Back Jogger	1
16	084406	TIE BAR	1
17	193601	SCREW - Shoulder, 5/16-24	2
18	016431	SHAFT	2
19	001776	RING - Retaining, .273 I.D. x .027	4
20	016430	ROLLER - Rear	1
21	196399	ROLLER - Rack, Upper	1
22	111052	SCREW - 10-32 x 3/8	4
23	016421	RACK ASSEMBLY - Jogger	1
24	014808	NUT - 10-32	2
25	081107	CLIP - Spring	2
26	050621	SPRING - Tension, .218 O.D. x 1.218 O.A.L.	2
27	***	TINSEL - 13" Finished To 10-5/8"	1
28	111054	SCREW - 10-32 x 1/2	2
29	100960	CLAMP - 1/4	1
30	016514	SHAFT ASSEMBLY - Jogger	1
31	000009	PIN - Taper, .110 O.D. x .750 O.A.L.	1
32	100521	PIN - Taper, .156 O.D. x 1.375 O.A.L.	1
33	100969	RING - Retaining, .447 I.D. x .037	3
34	196397	BUSHING - Special Flange	2
35	101938	RING - Retaining, Bowed	2
	***	Supply Item Number 0670 (2 rolls = 12 yds. or 10.9 M each)	

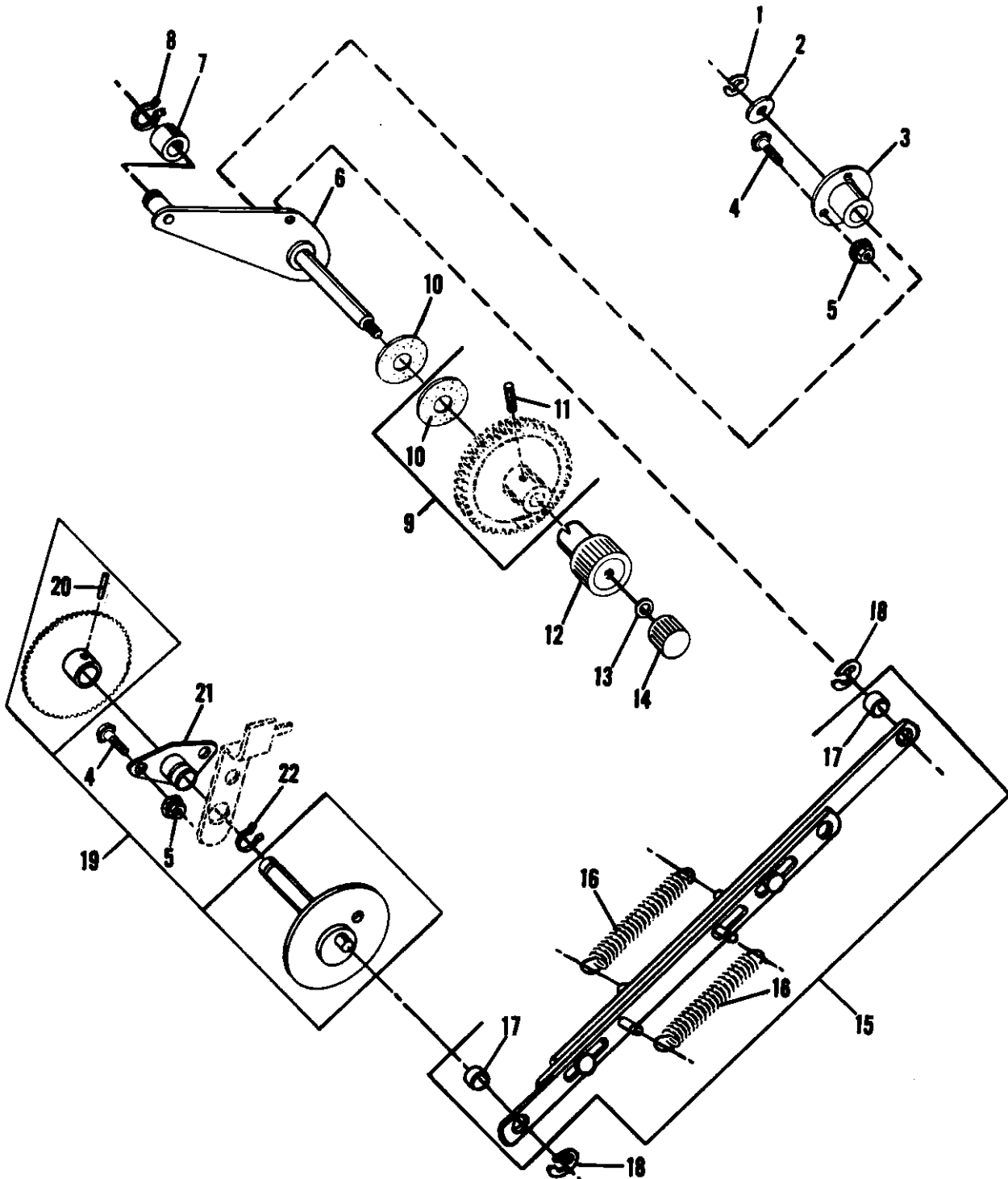


FIGURE 61 MODEL 8810/8820
Back Jogger Mechanism - Part II

parts catalog

Index No.	Part No.	MODEL 8810/8820 - Figure 61 Description	Units Per Assy.
1	014510	RING - Retaining, .483 I.D. x .044	1
2	081789	WASHER - Plain, .630 I.D. x 1.000 O.D. x .064	1
3	016376	BEARING - Sprocket Shaft	1
4	111054	SCREW - 10-32 x 1/2	5
5	150083	NUT - 10-32	5
6	016486	LEVER ASSEMBLY	1
7	054350	ROLLER	1
8	001049	RING - Retaining, .277 I.D. x .027	1
9	016489	GEAR ASSEMBLY	1
10	081597	PAD - Friction	1
11	149319	PIN - Spiral, 3/16 O.D. x 1/2 O.A.L.	1
12	017582	KNOB ASSEMBLY - Back Jogger Adjusting	1
13	016574	WASHER - .315 I.D. x .687 O.D. x .047	1
14	016933	KNOB - Back Jogger	1
15	016494	LINK ASSEMBLY - Drive	1
16	196405	SPRING - Tension, 15/32 O.D. x 2-7/8 O.A.L.	2
17	001472	BUSHING - .315 I.D. x .439 O.D. x .250	2
18	001095	RING - Retaining, .245 I.D. x .027	2
19	016472	CAM CRANK ASSEMBLY	1
20	001956	PIN - Taper, .157 O.D. x 1.000 O.A.L.	1
21	016441	BEARING ASSEMBLY	1
22	001076	RING - Retaining, .815 I.D. x .044	1

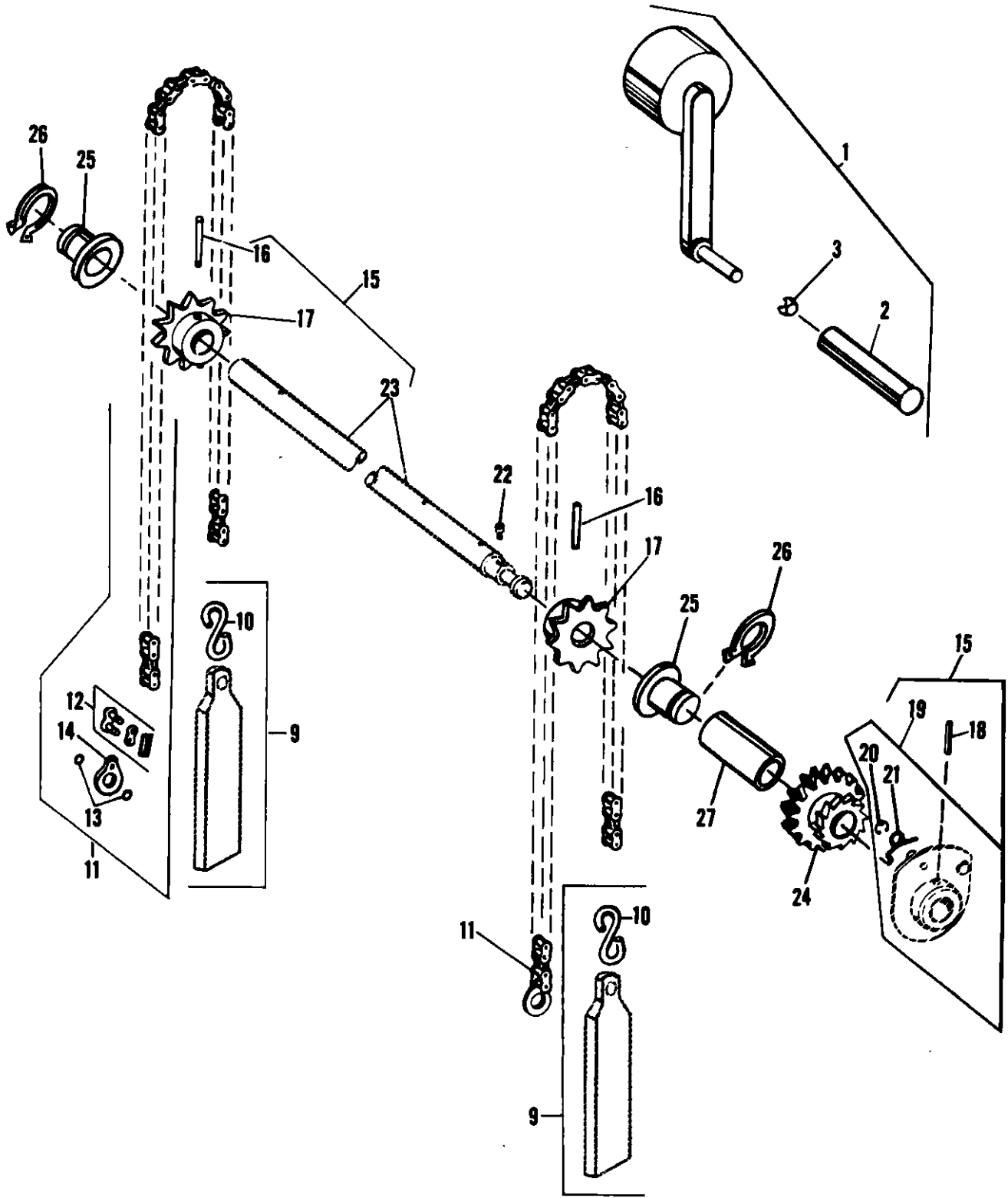


FIGURE 62 MODEL 8810/8820
Dolly Table Crank Assembly

parts catalog...

Index No.	Part No.	MODEL 8810/8820 - Figure 62 Description	Units Per Assy.
1	017714	CRANK ASSEMBLY - Table Raise	1
2	017715	HANDLE - Crank Assembly	1
3	003042	SPRING LOCK - Crank Handle	1
9	016399	WEIGHT ASSEMBLY - Chain	2
10	194835	HOOK - Chain Weight	2
11	072035	CHAIN ASSEMBLY	2
12	071576	LINK - Chain Coupler	1
13	001054	WASHER	2
14	072036	TABLE CONNECTOR	1
15	016516	SHAFT ASSEMBLY - Table Raise Crank	1
16	000014	PIN - Taper, .146 O.D. x 1.127 O.A.L.	2
17	*	SPROCKET - Chain Drive	2
18	001983	PIN - Roll, .167 O.D. x 1.015 O.A.L.	1
19	*	MOUNT ASSEMBLY - Gear Pawl	1
20	014504	RING - Retaining, .095 I.D. x .019	1
21	081720	SPRING - Pawl Pressure	1
22	101281	PIN - Drive Lock, .250 O.D. x .750 O.A.L.	1
23	*	SHAFT - Table Raise Crank	1
24	016412	GEAR ASSEMBLY - Crank Shaft	1
25	196397	BUSHING - Special Flange	2
26	101938	RING - Retaining, Bowed	2
27	196396	SPACER - .521 I.D. x .687 O.D. x 1.252 O.A.L.	1
	*	Not Procurable Separately	

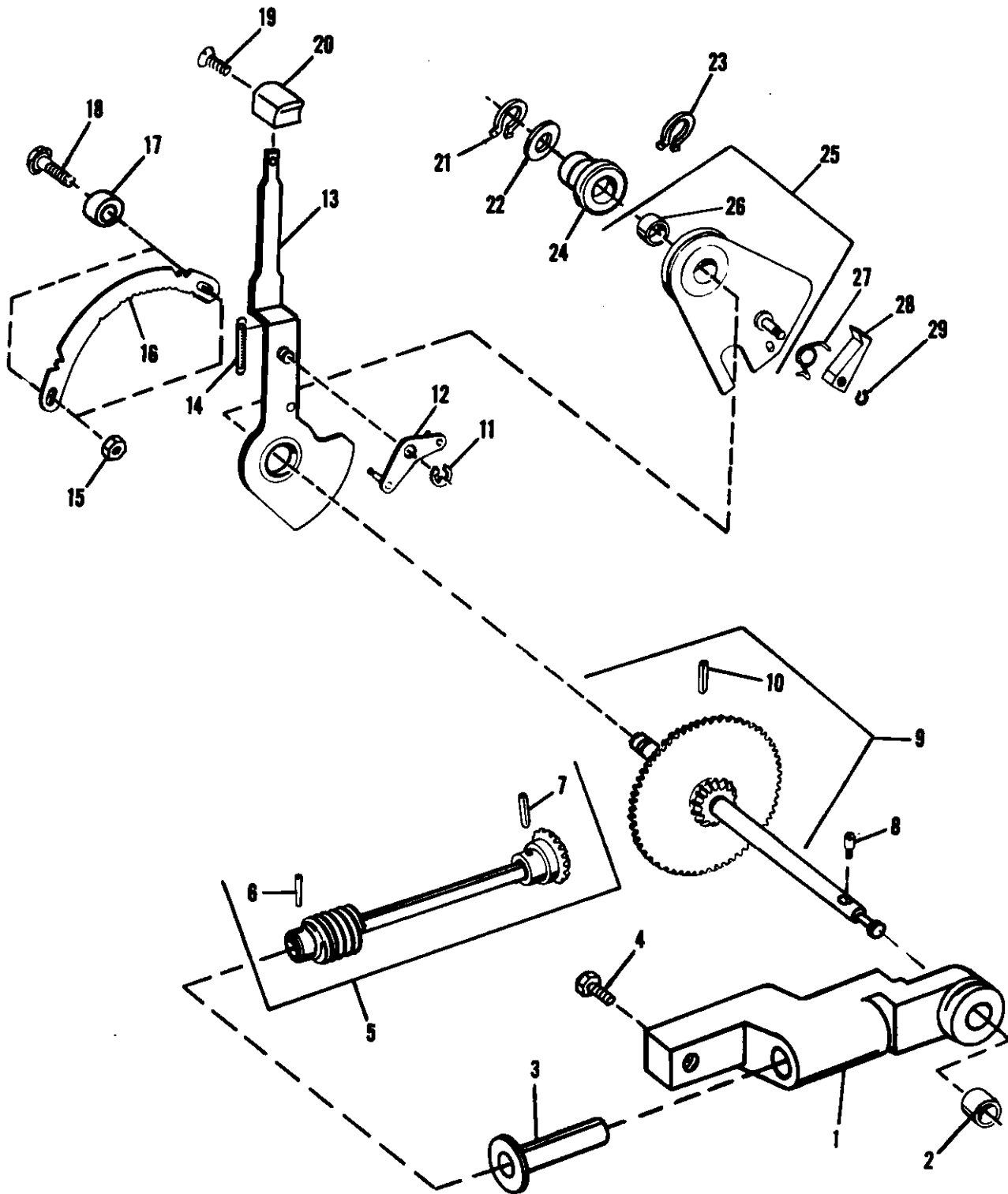


FIGURE 63 MODEL 8810/8820
Dolly Table Control

parts catalog...

Index No.	Part No.	MODEL 8810/8820 - Figure 63 Description	Units Per Assy.
1	016416	SUPPORT - Worm Gear	1
2	001432	BEARING - .504 I.D. x .629 O.D. x .500	1
3	196398	BEARING - Flanged	1
4	081553	SCREW - Dowel, 1/4-28	2
5	016418	SHAFT ASSEMBLY - Worm Gear	1
6	001920	PIN - Taper, .149 O.D. x .750	1
7	001981	PIN - Roll, .199 O.D. x .827	1
8	081609	PIN - Handle Lock	1
9	016481	SHAFT ASSEMBLY - Table Control Ratchet	1
10	001978	PIN - Roll, .135 O.D. x .765	1
11	001095	RING - Retaining, .245 I.D. x .027	1
12	081575	LEVER - Locking	1
13	016521	LEVER - Table Control	1
14	021369	SPRING - Tension, .250 O.D. x 1.062 O.A.L. x .033	1
15	014248	NUT - Lock, 10-32	2
16	081604	RATCHET - Control Lever Holding	1
17	196403	SPACER	2
18	111058	SCREW - 10-32 x 7/8	2
19	001552	SCREW - 8-32 x 3/8	1
20	016921	KNOB - Brown	1
21	001047	RING - Retaining, .340 I.D. x .027	1
22	001755	WASHER - .385 I.D. x .625 O.D. x .047	1
23	014461	RING - Retaining Bowed, .526 I.D. x .037	1
24	196402	BUSHING - Flanged	1
25	016477	MOUNT - Ratchet Pawl	1
26	014639	BEARING - .504 I.D. x .629 O.D. x .307	1
27	081833	SPRING - Pawl Tension	1
28	081567	PAWL - Ratchet Holding	1
29	001049	RING - Retaining, .227 I.D. x .027	1

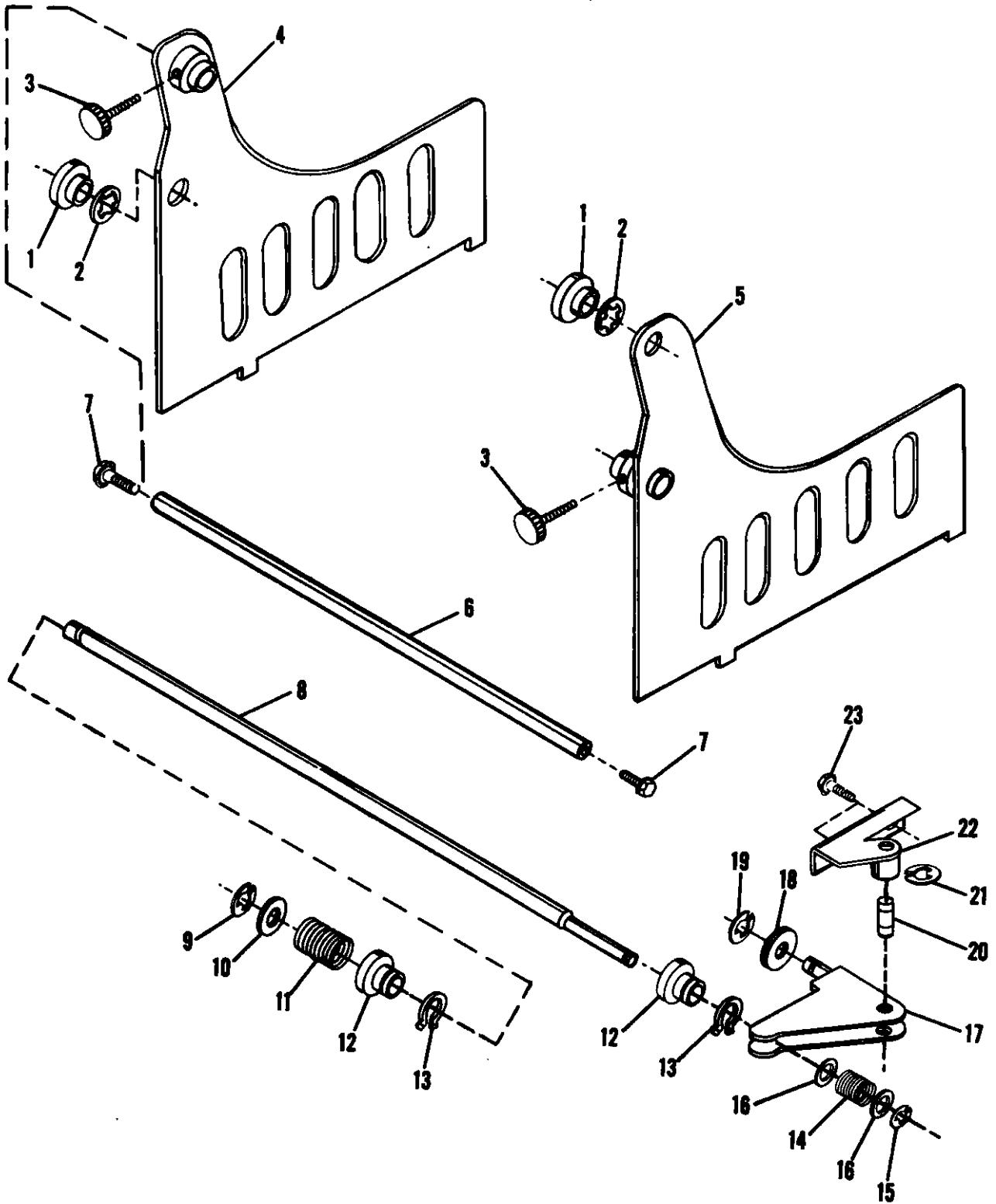


FIGURE 64 MODEL 8810/8820
Paper Guide Assemblies

parts catalog...

Index No.	Part No.	MODEL 8810/8820 - Figure 64 Description	Units Per Assy.
1	195401	BUSHING - Flanged	2
2	101023	RING - Self Locking, Push-On .627 I.D.	2
3	016450	KNOB - 1/4-28	2
4	016462	JOGGER ASSEMBLY - N.O.S.	1
5	016461	JOGGER ASSEMBLY - O.S.	1
6	016467	TIE BAR	1
7	081553	SCREW - Dowel, 1/4-28	1
8	016453	SHAFT	1
9	001094	RING - Retaining, .394 I.D. x .044	1
10	014712	WASHER - Plain, .515 I.D. x .750 O.D. x .029	1
11	196443	SPRING - Compression, 33/64 I.D. x 2.000 O.A.L.	1
12	196397	BUSHING - Flanged	2
13	101938	RING - Retaining, Bowed	2
14	196444	SPRING - Compression, .382 I.D. x 1-5/32 O.A.L.	1
15	001080	RING - Retaining, .302 I.D. x .037	1
16	001771	WASHER - Plain, .385 I.D. x .875 O.D. x .059	2
17	016471	LEVER ASSEMBLY	1
18	016470	ROLLER ASSEMBLY	1
19	001095	RING - Retaining, .245 I.D. x .027	1
20	196453	SHAFT	1
21	001060	RING - Retaining, .208 I.D. x .027	2
22	016458	SUPPORT ASSEMBLY - Pivot	1
23	111052	SCREW - 10-32 x 3/8	2

parts catalog...

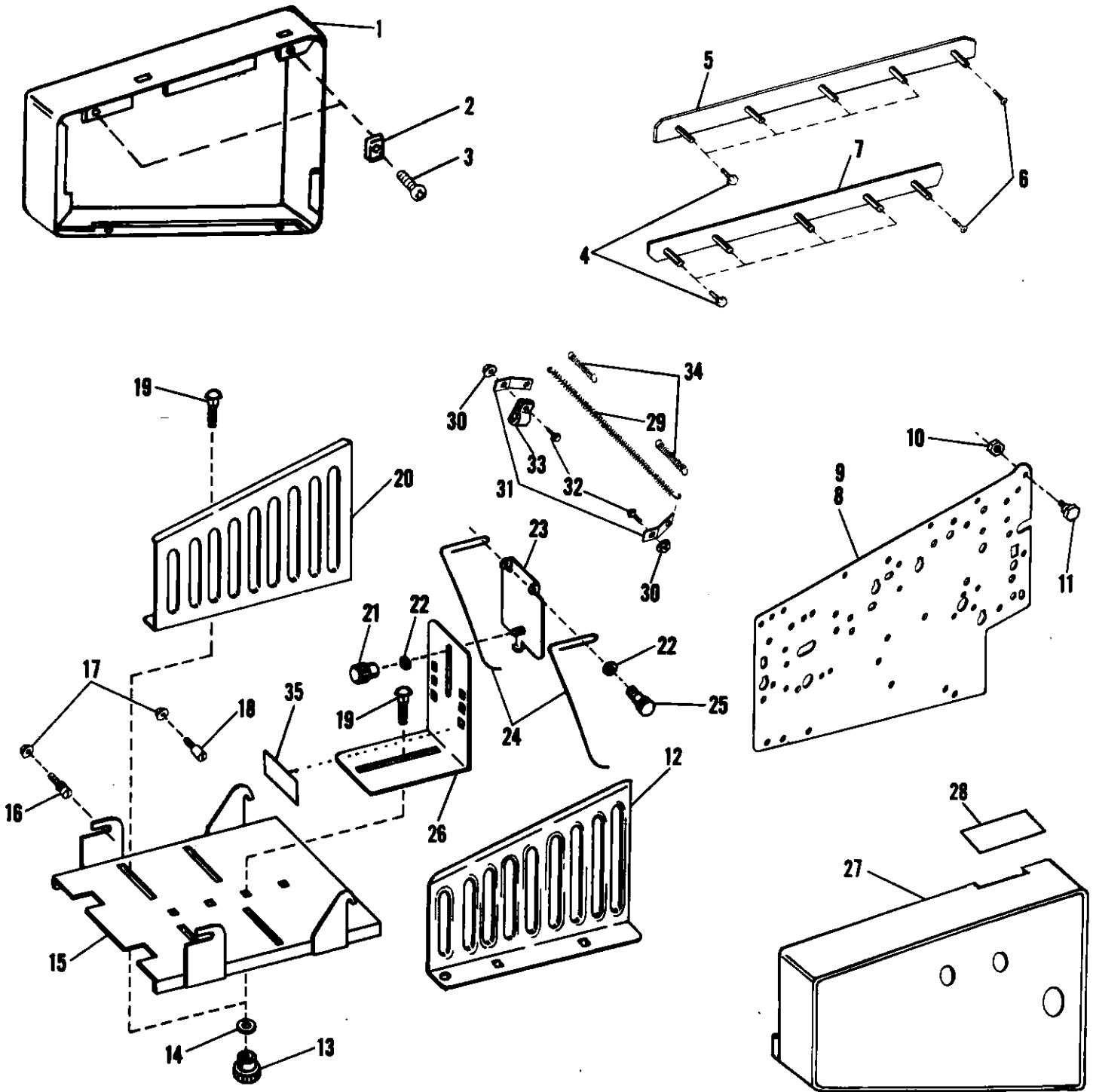


FIGURE 65 MODEL 8810/8820
Covers and Receiving Tray, C.D.

parts catalog

Index No.	Part No.	MODEL 8810/8820 - Figure 65 Description	Units Per Assy.
1	087702	COVER ASSEMBLY - N.O.S.	1
1	016585	COVER ASSEMBLY - N.O.S. (Old Design)	1
2	101144	NUT - Speed #10	4
2	001884	NUT - Speed #8 (Old Design)	4
3	101145	SCREW - 10-12 x 3/4	9
3	014311	SCREW - 8-15 x 5/8 (Old Design)	9
4	101941	SCREW - Self-Tapping, 10-16 x 3/4	16
5	016445	TRACK - Chain, Upper	1
6	101942	SCREW - Flat Head, Self-Tapping, 10-16 x 3/4	4
7	016446	TRACK - Chain, Lower	1
8	016208	FRAME - O.S.	1
9	016209	FRAME - N.O.S. (Not illustrated)	1
10	150089	NUT - 3/8-24	4
11	196387	SCREW - Dowel, 3/8-24	4
12	016732	GUIDE - Paper, O.S.	1
13	072757	KNOB - 1/4-20	5
14	191297	WASHER - Fiber, .349 I.D. x .625 O.D. x .062	5
15	016727	TRAY - Receiving	1
16	196324	STUD - Grooved	1
17	150085	NUT - 1/4-28	4
18	196323	STUD	3
19	014169	BOLT - Carriage, 1/4-20 x 1/2	5
20	016733	GUIDE - Paper, N.O.S.	1
21	196322	NUT - Knurled, 10-32	1
22	021563	WASHER - Plain, .194 I.D. x .375 O.D. x .029	3
23	016735	BRACKET ASSEMBLY	1
24	016737	GUIDE - Wire	2
25	052187	SCREW - Knurled Head w/Shoulder, 10-32	2
26	016734	STOP - Paper	1
27	016592	COVER ASSEMBLY - O.S. (Old Design M-8810)	1
27	087709	COVER ASSEMBLY - O.S. (M-8810)	1
27	016586	COVER ASSEMBLY - O.S. (Old Design M-8820)	1
27	087703	COVER ASSEMBLY - O.S. (M-8820)	1
28	016546	DECAL - Table Raise (M-8820)	1
29	***	TINSEL - 13" Finished To 10-5/8"	1
30	014808	NUT - 10-32	2
31	081107	CLIP - Spring	2
32	111054	SCREW - 10-32 x 1/2	2
33	100960	CLAMP - 1/4	1
34	050621	SPRING - Tension, .218 O.D. x 1.218 O.A.L.	2
35	016748	DECAL - Caution	1
	***	Supply Item Number 0670 (2 rolls = 12 yds. or 10.9 M each)	

parts catalog...

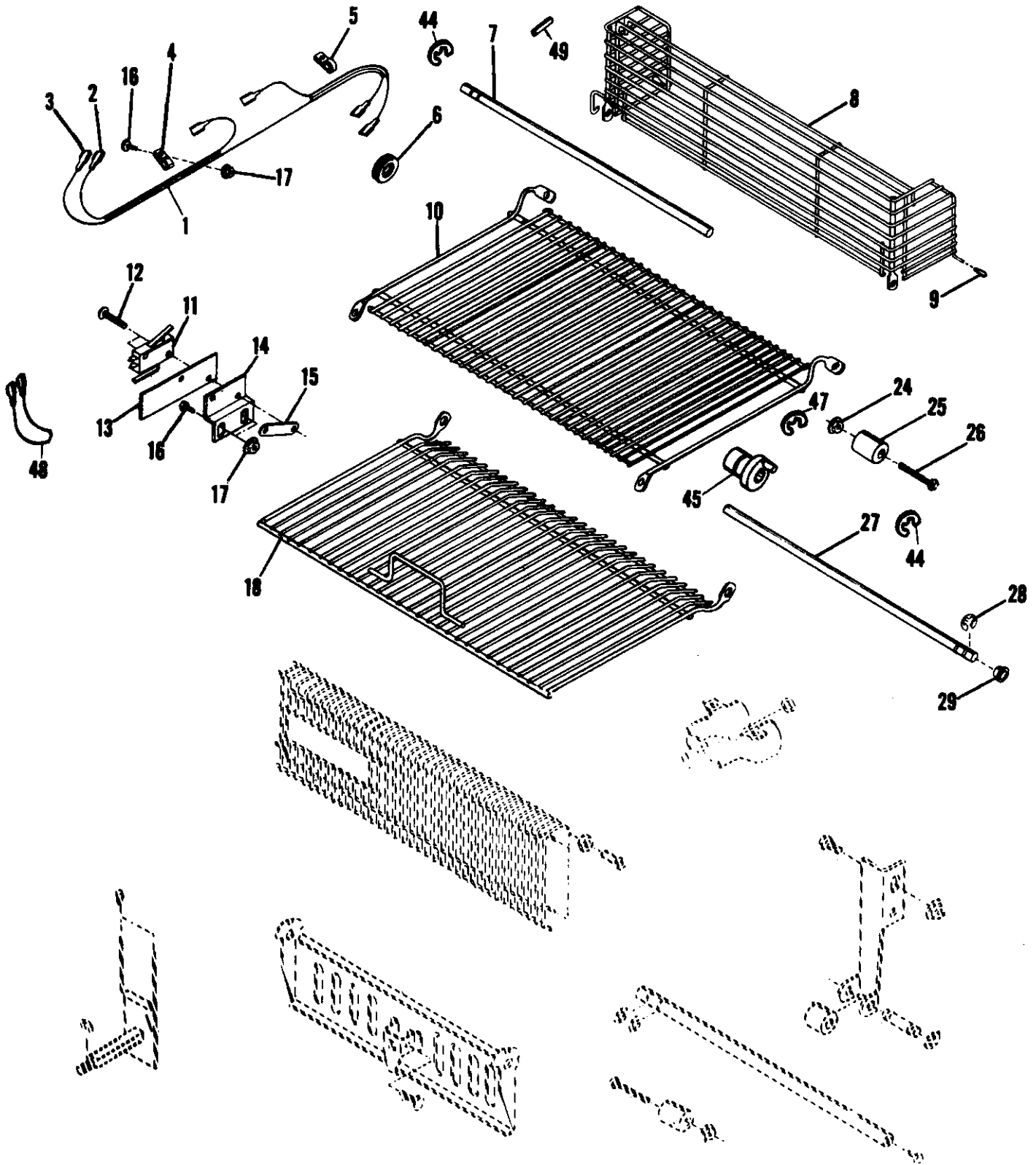


FIGURE 66 MODEL 8810/8820
Safety Guards and Switches, C.D.

parts catalog...

Index No.	Part No.	MODEL 8810/8820 - Figure 66 Description	Units Per Assy.
1	016749	HARNESS ASSEMBLY - Guard Switches	1
2	250062	TERMINAL	6
3	250030	TUBING - Heat Shrink	6
4	250221	CLAMP - Cable, .144 x .312 I.D.	2
5	250204	CLAMP - Cable, 5/16 I.D.	1
6	101961	GROMMET - 3/8 I.D. x 5/8 O.D. x 3/16	1
7	016538	SHAFT - Guard Front	1
8	016529	GUARD - Front	1
9	101944	BUMPER - Vinyl	4
10	016531	GUARD - Chain Front	1
11	250137	SWITCH - 24V. Safety, Circuit	2
12	111006	SCREW - 4-40 x 9/16	4
13	006917	INSULATION - Switch	2
14	016536	BRACKET - Switch	2
15	190555	PLATE - Nut, 4-40	2
16	111035	SCREW - 8-32 x 7/16	4
17	150081	NUT - 8-32	6
18	016530	GUARD - Chain, Rear	1
24	150083	NUT - 10-32	11
25	196454	SPACER - Guard Stop	6
26	100366	SCREW - Flat Head, 10-32 x 1-1/4	1
27	016537	SHAFT - Guard, Chain	1
28	014504	RING - Retaining, .146 I.D. x .335 O.D. x .027	6
29	100539	BUSHING - Flanged, Nylon .187 I.D. x .250 O.D. x .078	8
For Other Than 115V. 60Hz. or 115V 50/60Hz. Dual Usage			
1	018341	HARNESS ASSEMBLY	1
7	192730	SHAFT	1
8	010436	GUARD	1
10	010438	GUARD	1
11	253211	SWITCH	2
12	101983	SCREW - 6-32 x 1-5/8	2
13	010342	INSULATION - Switch	2
15	190731	PLATE - Nut, 6-32	1
18	010438	GUARD	1
27	010441	SHAFT - Hex	1
29	018329	BUSHING - Hex	1
44	001060	RING - Retaining .208 I.D. x .027	2
45	018331	CAM SLEEVE ASSEMBLY	1
47	001073	RING - Retaining, .577 I.D.	1
48	196635	WIRE ASSEMBLY	1
49	001974	PIN - Roll, 3/32 x 7/16	1

parts catalog...

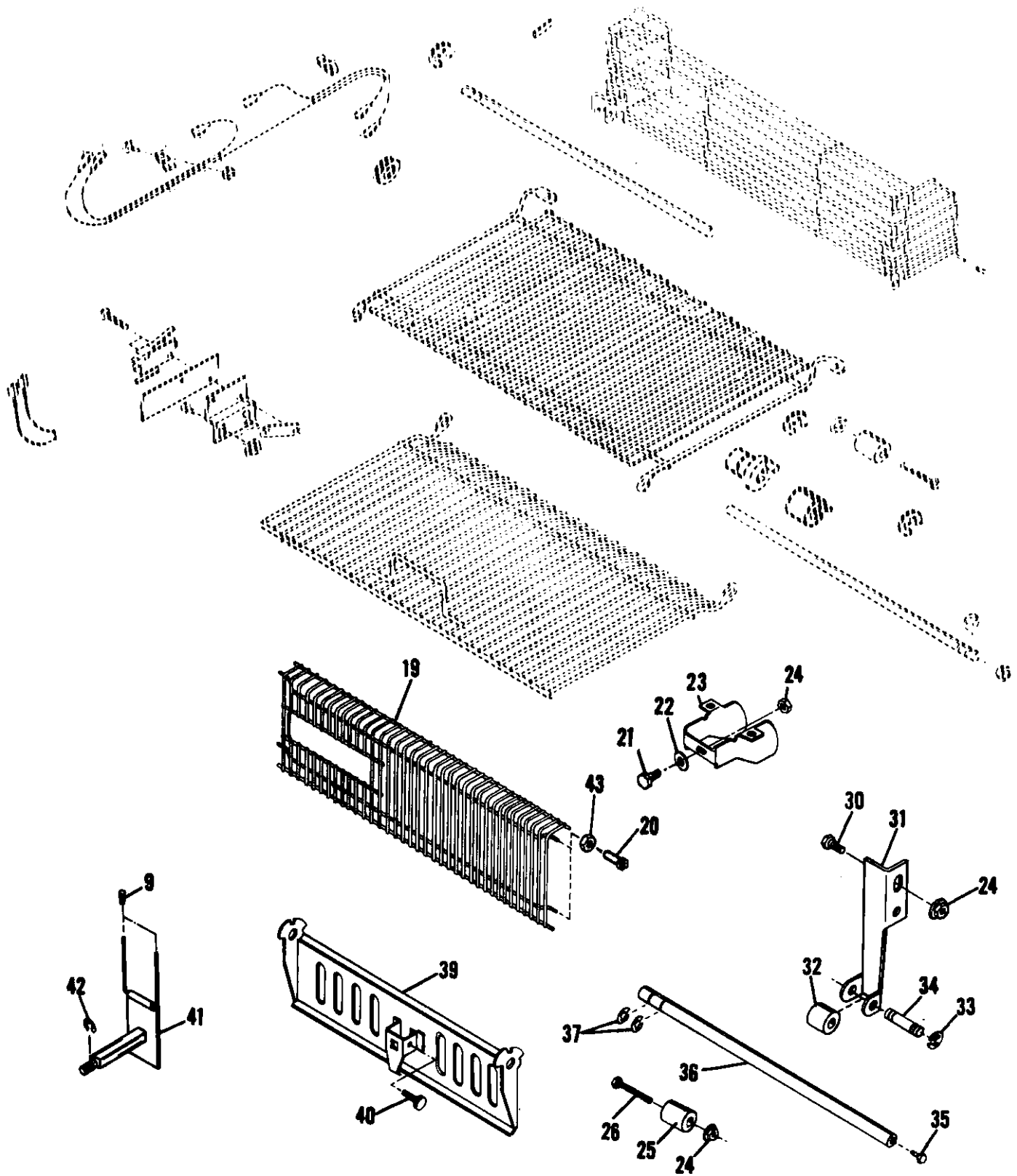


FIGURE 67 MODEL 8810/8820
Paper Back Stop, C.D.

parts catalog

Index No.	Part No.	MODEL 8810/8820 - Figure 67 Description	Units Per Assy.
9	101944	BUMPER - Vinyl	4
19	016738	GUARD - Rear, (M-8810)	1
19	016532	GUARD - Rear, (M-8820)	1
20	016533	BUSHING - Threaded, 10-32	4
21	111055	SCREW - 10-32 x 9/16	1
22	016572	WASHER - Flat, 1/4 I.D. x 7/8 O.D. x .059	1
23	016469	DEFLECTOR	1
24	150083	NUT - 10-32	11
25	196454	SPACER - Guard Stop	6
26	111060	SCREW - 10-32 x 1-1/8	5
30	111052	SCREW - 10-32 x 3/8	4
31	016478	ARM - Spring, O.S.	1
31	016543	ARM - Spring, N.O.S. (Not Illustrated)	1
32	196449	SPACER	2
33	014514	RING - Retaining, .094 I.D. x .270 O.D. x .017	4
34	196450	SHAFT	2
35	081553	SCREW - Dowel, 1/4-28	2
36	016467	ROD - Tie	1
37	100969	RING - Retaining, .447 I.D. x .581 O.D. x .037	2
39	016364	DOOR ASSEMBLY	1
40	016450	KNOB - 1/4-28	1
41	016744	STOP ASSEMBLY - Paper	1
42	001080	RING - Retaining, .302 I.D. x .660 O.D. x .037	1
43	001812	NUT - 10-32	4

parts catalog...

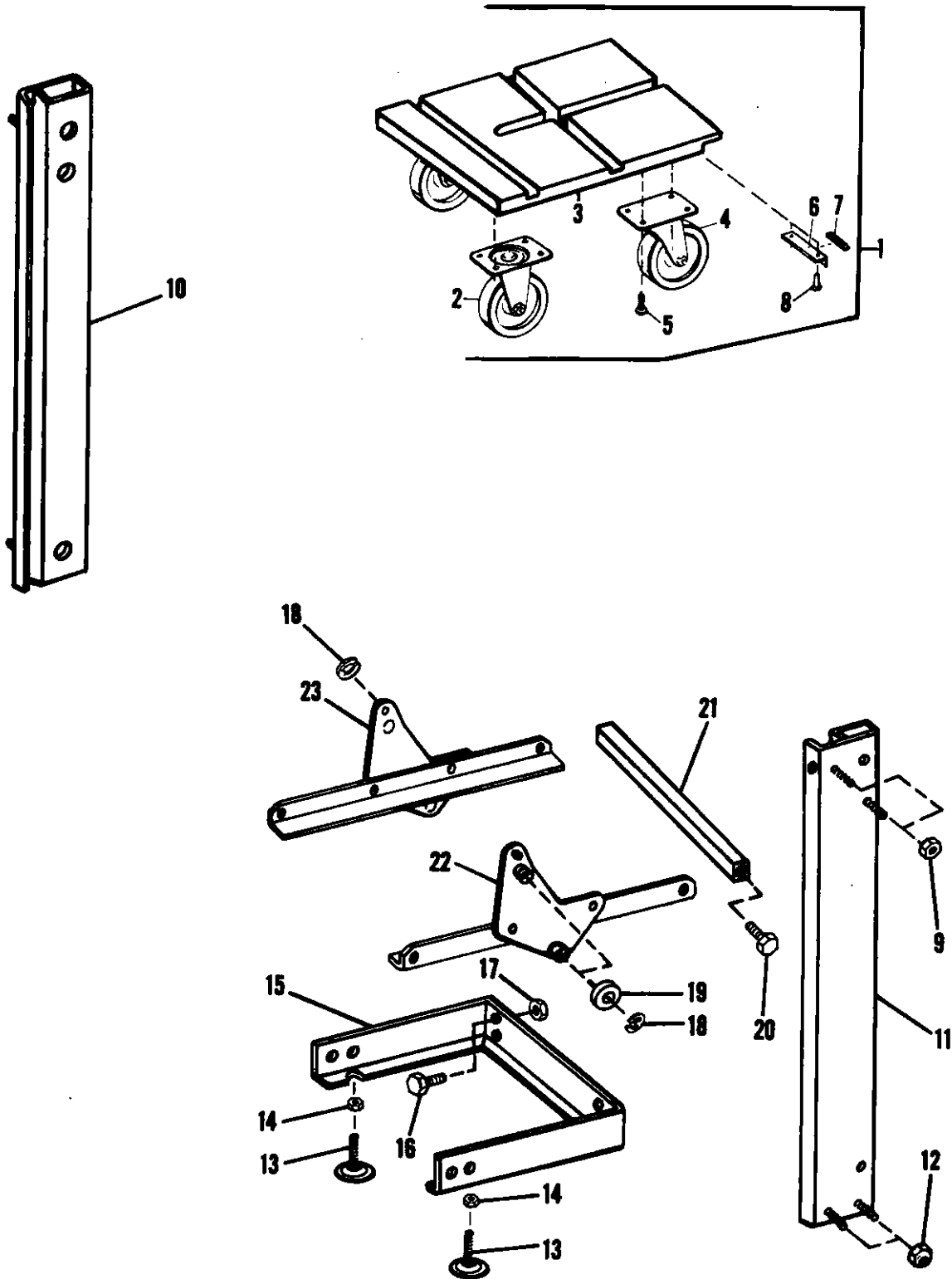
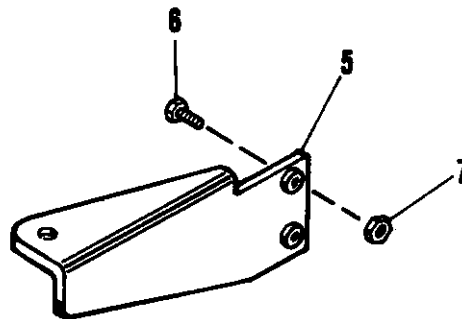
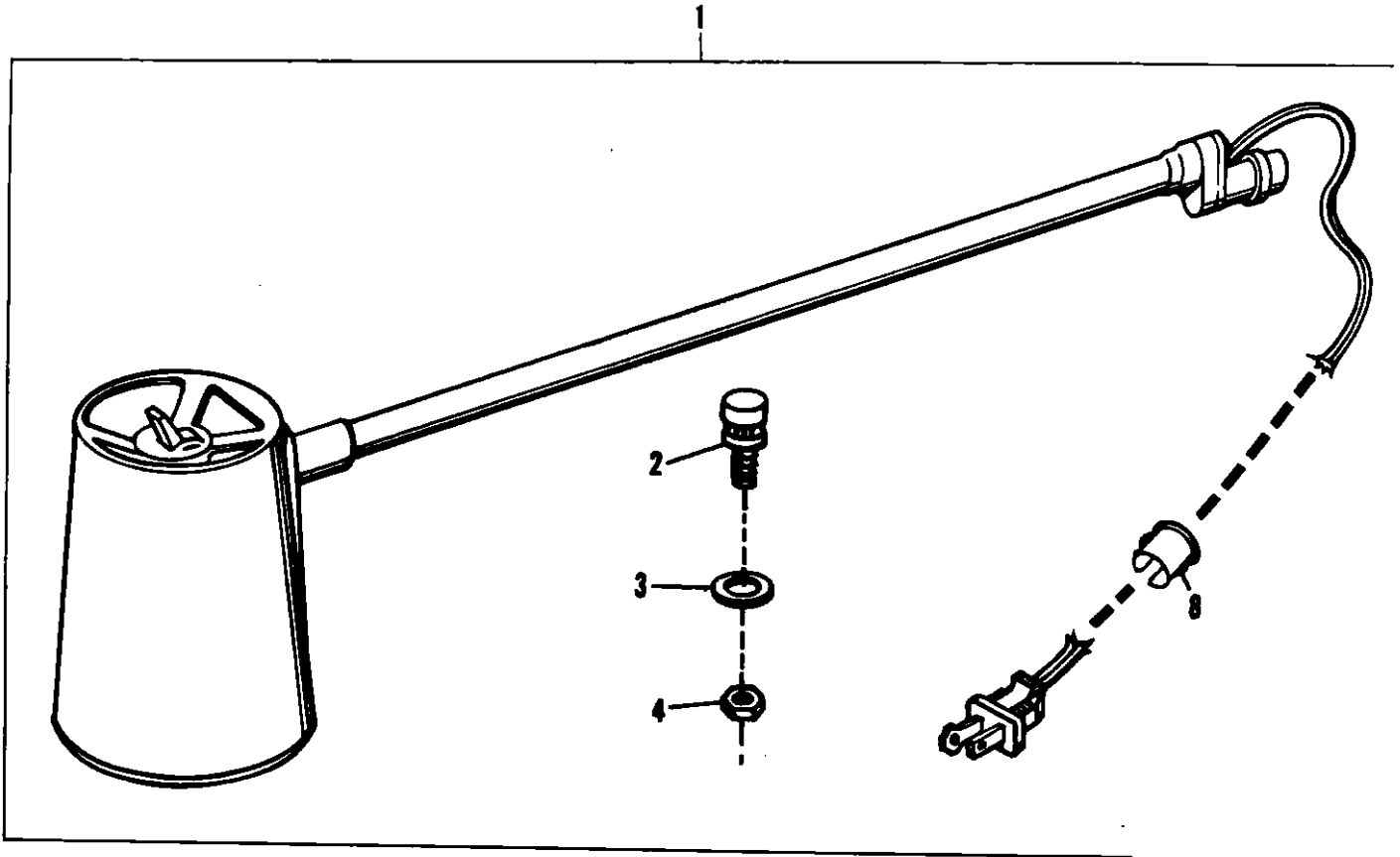


FIGURE 68 MODEL 8810/8820
Dolly, Table and Frame Assemblies

parts catalog

Index No.	Part No.	MODEL 8810/8820 - Figure 68 Description	Units Per Assy.
1	016448	DOLLY ASSEMBLY	1
2	081515	CASTER - Dolly, Swivel	2
3	016435	BASE - Dolly	1
4	081516	CASTER - Dolly, Fixed	2
5	101901	SCREW - 1/4-14 x 3/4	16
6	101899	BRACKET - Mounting Catch	1
7	100523	CATCH - Magnetic	1
8	101900	SCREW - 5-20 x 3/8	2
9	100871	NUT - 1/4-20	4
10	016438	CARRIER ASSEMBLY - N.O.S.	1
11	016437	CARRIER ASSEMBLY - O.S.	1
12	101943	NUT - Acorn, 1/4-20	4
13	017542	GLIDER - Yoke	2
14	001845	NUT - 3/8-24	2
15	016440	YOKE - C.D.	1
16	111091	SCREW - 5/16-24 x 3/4	4
17	150087	NUT - 5/16-24	4
18	001060	RING - Retaining, .208 I.D. x .027	6
19	196390	ROLLER - Nylon	4
20	111073	SCREW - 1/4-28 x 5/8	2
21	016434	ROD - Carrier	1
22	016401	FRAME ASSEMBLY - Carrier, O.S.	1
23	016402	FRAME ASSEMBLY - Carrier, N.O.S.	1



parts catalog...

Index No.	Part No.	MODEL 8805/8820 - Figure 69 Description	Units Per Assy.
1	***	WORKLIGHT ASSEMBLY - Flexible, 115 V.	1
2	101921	POST - 3/8 - 16	1
3	190699	WASHER - .390 I.D. x 1.250 O.D. x .097	1
4	101922	NUT - 3/8-16	1
5	017137	BRACKET - Lamp, Tray Delivery	1
6	195296	SCREW - 1/4-28 x 3/4, Tray Delivery	2
7	150085	NUT - 1/4-28	2
8	251520	BUSHING - Plastic, 1/2 O.D.	1
	***	Order as Product Number 1-3582	

parts catalog...

Part Number	Fig. & Index	Part Number	Fig. & Index	Part Number	Fig. & Index	Part Number	Fig. & Index
000006	10-13	001066	28-21	001412	36-6	001721	14-6
000006	28-13	001066	28A-21	001412	40-4	001722	34-21
000006	28A-13	001067	37-21	001413	18-9	001731	57-13
000009	17-11	001073	5-14	001413	44-18	001740	24-7
000009	60-31	001073	66-47	001416	8-24	001740	32-31
000010	13-33	001074	37-20	001420	59-16	001747	3-14
000011	18-12	001075	31-7	001422	32-14	001749	20B-14
000014	11-2	001075	34-1	001429	28-28	001750	9-11
000014	39-14	001075	36-2	001429	28A-38	001750	42-19
000014	62-16	001076	19-14	001432	14-4	001755	42-10
000020	38-25	001076	59-10	001432	63-2	001755	63-22
000022	43-12	001076	61-22	001446	24-29	001766	31-13
000023	43-13	001080	6-14	001446	32-19	001771	64-16
000024	43-14	001080	9-15	001456	43-4	001772	9-9
000666	22-16	001080	10-6	001462	38-22	001776	60-19
001044	44-12	001080	24-12	001469	35-9	001778	12-20
001046	19-6	001080	31-33	001470	35-30	001781	25-34
001046	32-37	001080	32-16	001472	35-3	001781	27-32
001046	34-39	001080	35-33	001472	61-17	001782	20B-25
001046	38-18	001080	37-3	001473	17-21	001784	52-15
001046	42-18	001080	38-13	001493	34-4	001784	56-10
001046	57-21	001080	52-8	001495	39-13	001784	59-13
001046	58-16	001080	64-15	001497	11-25	001785	35-38
001047	13-23	001080	67-42	001497	11-32	001787	52-34
001047	34-11	001094	10-30	001497	14-17	001797	14-12
001047	36-1	001094	13-7	001497	18-2	001797	41-17
001047	37-4	001094	19-5	001497	19-10	001804	11-19
001047	41-9	001094	21-10	001523	52-52	001812	12-12
001047	42-9	001094	35-36	001526	52-42	001812	22-17
001047	44-24	001094	59-27	001542	38-7	001812	23-31
001047	63-21	001094	64-9	001543	48-21	001812	32-12
001048	11-13	001095	22-20	001548	47-15	001812	47-20
001048	14-13	001095	27-24	001548	48-35	001812	67-43
001048	22-31	001095	28-8	001552	20B-3	001818	24-6
001048	35-18	001095	28A-8	001552	63-19	001818	25-37
001048	44-15	001095	31-12	001555	7-3	001818	32-30
001049	13-18	001095	35-1	001555	27-7	001821	21-17
001049	35-5	001095	56-4	001555	33-16	001821	29-7
001049	42-25	001095	61-18	001555	46-26	001824	33-24
001049	58-9	001095	63-11	001555	50-6	001825	20B-24
001049	61-8	001095	64-19	001562	20B-22	001832	10-2
001049	63-29	001096	8-26	001575	6-6	001840	21-16
001054	50-13	001097	3-8	001575	48-10	001840	29-12
001054	62-13	001097	27-19	001577	15-12	001840	59-5
001060	3-7	001098	13-24	001577	16-16	001845	29-2
001060	4-1	001099	9-6	001580	48-3	001845	51-2
001060	5-7	001106	38-28	001631	2-25	001845	68-14
001060	20-9	001195	34-34	001631	46-24	001847	34-8
001060	20B-8	001207	12-23	001649	29-17	001884	2-22
001060	20B-21	001207	28-9	001649	37-14	001884	65-2
001060	22-12	001207	28A-9	001650	38-4	001891	2-18
001060	24-18	001220	47-22	001650	52-2	001920	50-3
001060	31-30	001255	15-19	001650	56-27	001920	63-6
001060	45-12	001255	16-21	001687	38-5	001936	50-11
001060	64-21	001260	23-32	001688	38-11	001956	13-2
001060	66-44	001267	44-9	001690	27-27	001956	39-2
001060	68-18	001292	20-6	001691	34-28	001956	61-20
001062	24-20	001401	44-32	001693	48-42	001974	66-49
001062	34-17	001404	36-13	001702	12-11	001976	14-24
001065	20-25	001404	43-19	001702	20-5	001976	50-2
001065	20A-18	001404	44-21	001702	27-28	001978	8-32
001065	20B-43	001404	44-27	001702	30-4	001978	15-17
001065	25-16	001409	45-14	001702	47-11	001978	16-23
001066	25-8	001412	31-5	001702	48-28	001978	17-12

parts catalog

Part Number	Fig. & Index	Part Number	Fig. & Index	Part Number	Fig. & Index	Part Number	Fig. & Index
001978	44-29	010079	52-18	010236	56-13	011371	31-37
001978	63-10	010080	52-37	010238	40-15	011371	40-13
001980	15-18	010080	56-22	010238	56-7	011371	52-12
001980	16-24	010085	52-17	010251	26-14	011371	56-3
001980	30-14	010087	52-6	010253	25-27	011374	15-20
001980	38-2	010092	52-25	010254	25-24	011374	16-26
001980	52-7	010093	52-14	010269	29-18	011376	15-22
001981	29-14	010094	52-3	010271	28A-25	011376	16-25
001981	63-7	010096	52-21	010276	28A-23	011379	19-2
001983	62-18	010109	2-8	010278	29-18	011379	26-19
001984	4-1	010119	2-8	010284	28A-3	011380	19-3
001984	38-26	010137	53-1	010286	28A-12	011380	26-17
001986	27-14	010142	35-37	010288	28A-37	011390	34-36
001987	14-24	010146	46-2	010290	28A-17	*011391	34-33
001987	26-28	010148	9-2	010291	28A-14	011392	35-13
001987	39-12	010150	18-13	010295	29-18	011393	35-17
001990	34-44	010153	18-14	010320	2-9	011395	35-14
001992	30-13	010155	18-17	010321	2-1	011405	40-10
001992	43-17	010156	18-6	010335	46-2	011426	51-1
003042	35-15	010158	22-1	010341	6-15	011628	1-44
003042	62-3	010160	31-36	010342	5-19	012141	8-1
003268	20-11	010162	6-8	010342	66-13	012422	9-8
003269	20B-13	010163	31-11	010364	3-17	012703	25-18
003560	52-26	010165	31-22	010365	6-27	012705	25-12
003578	9-5	010166	31-14	010374	4-7	012840	9-18
003586	26-3	010169	6-2	010376	4-2	012905	26-2
003586	52-24	010172	30-11	010378	5-5	012913	45-25
003850	42-14	010174	23-17	010379	5-13	013024	25-35
004074	9-12	010175	54-34	010382	5-6	013827	41-10
005071	34-24	010176	47-32	010384	5-6	013844	2-17
005620	43-8	010177	8-30	010388	5-21	013913	45-21
005620	57-12	010179	46-10	010389	5-15	013915	45-17
006116	20A-4	010182	27-13	010390	4-19	013917	45-11
006142	20A-11	010183	27-11	010399	6-28	014108	15-7
006157	25-25	010185	35-32	010402	6-29	014108	16-7
006159	25-26	010186	47-2	010405	5-17	014110	45-6
016574	34-18	010187	2-19	010406	5-1	014111	20-22
006825	52-33	010188	2-13	010407	5-8	014111	20A-14
006825	53-8	010192	56-6	010408	4-3	014111	20B-39
006917	7-12	010195	56-5	010409	4-12	014121	21-14
006917	66-13	*010197	46-1	010410	6-15	014121	29-4
006987	35-41	*010197	47-1	010419	6-13	014121	53-34
007076	57-16	*010198	46-1	010421	21-21	014121	54-11
007236	45-23	*010198	47-1	010422	5-8	014149	34-46
007743	34-3	*010199	46-1	010424	4-12	014151	25-29
007745	23-20	*010199	47-1	010428	4-20	014157	14-32
007815	7-7	010201	20A-20	010432	4-3	014157	26-11
007932	7-9	010203	20A-17	010436	66-8	014158	35-20
007932	33-29	010204	20A-16	010438	66-10	014158	38-19
007957	7-13	010205	20A-6	010438	66-18	014162	20A-13
*007958	8-33	010207	20A-1	010441	66-27	014164	20-15
007966	9-3	010208	20A-10	010474	1-8	014164	58-14
007988	4-16	010211	20A-7	010496	2-8	014165	28-18
007989	33-28	010221	3-1	010541	2-8	014169	65-19
009553	26-6	010223	3-2	010542	2-8	014171	1-9
009558	26-22	010225	3-4	010543	2-8	014172	21-18
009559	26-27	010226	3-3	011055	33-17	014172	29-6
010030	2-8	010227	56-12	011056	33-18	014173	21-15
010042	2-9	010229	56-17	011229	33-19	014173	29-10
010067	2-9	010230	56-20	011369	52-9	014174	28-25
010070	2-7	010231	56-1	011370	52-10	014174	28A-34
010072	2-5	010233	56-18	011371	8-29	014174	32-39
010076	52-1	010234	56-16	011371	10-11	014175	28-2
010077	53-29	010235	56-15	011371	19-17	014180	13-10

parts catalog...

Part Number	Fig. & Index	Part Number	Fig. & Index	Part Number	Fig. & Index	Part Number	Fig. & Index
014192	25-1	014518	8-18	014810	41-13	016445	65-5
014203	7-5	014520	22-26	014811	42-16	016446	65-7
014205	28-4	014523	11-27	014812	47-7	016447	59-24
014205	28A-4	014557	20B-46	014812	48-23	016448	68-1
014206	21-6	014562	38-23	014819	15-1	016450	64-3
014206	29-19	014570	26-9	014819	16-1	016450	67-40
014207	14-20	014576	58-19	014835	36-18	016453	64-8
014212	43-7	014605	10-23	014844	34-20	016458	64-22
014219	34-23	014606	23-28	014902	34-45	016461	64-5
014219	57-14	014608	57-20	014902	43-16	016462	64-4
014225	1-3	014639	63-26	014909	35-16	016467	64-6
014230	1-30	014646	18-8	014910	14-24	016467	67-36
014230	31-24	014653	27-10	014912	15-5	016469	67-23
014247	59-19	014653	27-12	014912	16-5	016470	64-18
014248	6-7	014703	36-3	014921	14-24	016471	64-17
014248	14-18	014709	22-27	014921	18-18	016472	61-19
014248	27-8	014712	44-16	014921	19-24	016477	63-25
014248	45-24	014712	64-10	014921	26-26	016478	67-31
014248	50-7	014721	25-2	014921	40-6	016481	63-9
014248	63-15	014727	24-25	014972	21-22	016486	61-6
014284	52-13	014727	32-17	014972	27-15	016489	61-9
014285	19-1	014727	37-5	015034	40-2	016494	61-15
014285	26-29	014727	44-25	015213	27-20	016502	59-20
014285	34-32	014727	52-19	015490	6-20	016504	59-22
014288	25-21	014741	20B-20	016158	29-16	016507	59-18
014291	5-16	014748	25-4	016204	33-20	016511	57-15
014304	10-1	014749	20B-37	016205	33-2	016514	60-30
014304	14-32	014750	14-8	016206	23-15	016516	62-15
014304	28A-24	014750	29-3	016207	23-16	016521	63-13
014311	2-23	014751	55-10	016208	65-8	016529	66-8
014311	65-3	014754	20-12	016209	65-9	016530	66-18
014313	25-32	014761	31-39	016299	60-15	016531	66-10
014314	28A-1	014761	57-18	016363	59-23	016532	67-19
014342	43-10	014761	59-14	016364	67-39	016533	67-20
014345	28A-2	014784	54-5	016368	57-19	016536	66-14
014350	22-2	014784	57-7	016374	57-11	016537	66-27
014369	42-13	014793	10-5	016376	57-9	016538	66-7
014372	8-17	014799	52-45	016376	61-3	016543	67-31
014372	9-20	014805	10-31	016378	44-31	016546	65-28
014372	17-10	014807	23-30	016380	43-15	016549	59-26
014372	20B-12	014807	24-14	016381	58-1	016553	52-27
014372	21-28	014807	44-13	*016384	57-1	016572	37-9
014372	38-14	014807	48-47	016385	57-2	016572	67-22
014372	39-15	014807	52-35	016387	57-3	016574	19-7
014390	9-16	014808	6-23	016391	59-25	016574	24-21
014390	11-21	014808	7-1	016393	59-15	016574	61-13
014450	21-8	014808	10-26	016397	59-9	016585	65-1
014461	63-23	014808	18-15	016398	59-12	016586	65-27
014463	4-18	014808	19-18	016399	62-9	016592	65-27
014464	31-15	014808	22-9	016401	68-22	016644	58-7
014473	52-20	014808	24-2	016402	68-23	016646	58-4
014504	20-2	014808	28-5	016412	62-22	016681	35-43
014504	20B-11	014808	28A-5	016416	63-1	016727	65-15
014504	28A-15	014808	30-1	016418	63-5	016732	65-12
014504	58-13	014808	32-24	016421	60-23	016733	65-20
014504	62-20	014808	33-27	016429	57-24	016734	65-26
014504	66-28	014808	34-15	016430	60-20	016735	65-23
014507	3-13	014808	42-1	016431	60-18	016737	65-24
014507	8-3	014808	44-10	016434	68-21	016738	67-19
014507	17-2	014808	46-27	016435	68-3	016744	67-41
014510	31-40	014808	48-46	016437	68-11	016748	65-35
014510	61-1	014808	60-24	016438	68-10	016749	66-1
014513	57-17	014808	65-30	016440	68-15	016862	52-50
014514	67-33	014809	21-24	016441	61-21	016882	54-6

parts catalog...

Part Number	Fig. & Index	Part Number	Fig. & Index	Part Number	Fig. & Index	Part Number	Fig. & Index
016907	27-6	018341	66-1	064086	3-15	072055	33-11
016921	63-20	018360	18-5	064112	44-7	072056	33-12
016933	61-14	018362	18-7	064189	9-13	072077	50-16
017021	23-16	018364	18-1	064234	22-18	072099	38-15
017125	35-39	018366	18-11	064234	44-8	072106	38-16
017137	69-5	018368	18-4	064564	54-1	072107	38-1
017144	48-44	018469	26-2	064589	22-7	072120	37-23
017511	33-20	018499	2-9	064590	35-24	072124	37-22
017514	33-2	018571	54-2	066035	3-6	072126	37-6
017517	23-15	018575	26-30	070125	10-25	072129	24-31
017527	2-4	018577	26-7	071181	19-23	072129	32-36
017537	2-20	018579	26-1	071398	27-5	072133	38-24
017539	2-24	018582	26-1	071504	38-3	072140	38-29
017541	2-21	018676	59-23	071505	38-17	072143	38-30
017542	51-3	019238	47-28	*071507	14-21	072146	32-2
017542	68-13	020138	26-13	071511	14-27	*072147	32-4
017548	10-9	020379	22-19	071513	14-22	*072149	32-9
017582	61-12	020444	32-1	071514	11-18	*072151	32-10
017603	2-15	021150	10-4	071516	11-33	072152	32-13
017604	2-12	021203	10-34	071524	14-22	072154	37-1
017605	2-10	021203	13-19	*071527	14-21	072159	38-12
017606	2-11	021203	17-22	071529	14-27	072160	38-10
017607	2-14	021203	20-10	071534	11-10	072161	53-21
017608	2-16	021203	24-19	071536	11-17	072161	54-21
017644	35-19	021203	31-31	071551	37-19	072170	23-18
017645	35-22	021203	42-24	071556	37-13	072175	34-7
017647	35-28	021268	23-22	071559	44-6	*072175	35-9
017702	19-15	021369	63-14	071560	24-5	072176	34-6
*017708	8-31	021563	65-22	071561	32-27	072176	36-8
017714	62-1	021861	22-3	071566	10-21	072177	36-5
017715	62-2	021911	23-3	071567	10-22	072181	43-5
017722	51-6	022343	22-36	071570	42-12	072184	44-20
017733	49-1	027291	4-17	071576	50-15	072186	34-16
017736	46-17	040782	10-17	071576	62-12	072189	36-15
017736	49-1	040868	8-5	071577	38-31	072191	8-10
017747	8-2	041291	19-22	071578	38-6	072197	1-19
017783	35-42	041291	41-11	071579	38-9	072199	34-12
017819	22-41	041695	27-22	071585	58-17	072201	34-14
017820	8-7	041750	58-6	071594	17-9	072205	34-43
017823	52-48	041774	31-35	*071595	17-13	072207	34-42
017823	54-8	041776	57-4	071596	22-21	072210	36-16
017858	52-47	041777	20A-9	071598	22-23	072220	37-10
017859	54-7	041777	24-17	071601	22-29	072221	54-10
017878	53-2	041777	35-11	071603	22-28	072230	36-17
017880	53-2	041777	41-18	071606	22-13	072232	34-35
017998	52-48	042150	37-25	071610	22-22	072233	36-12
017998	54-8	043097	10-32	071611	22-10	072239	31-4
018014	39-7	050435	37-12	071616	22-38	072243	36-14
018062	22-24	050621	45-8	*071648	17-16	072247	31-3
018092	48-29	050621	60-26	*071649	17-14	072254	42-3
018113	53-3	050621	65-34	072022	55-7	072256	42-28
018186	48-34	052187	65-25	072022	55-14	072256	55-4
018195	48-1	053184	20B-40	072035	50-12	072257	55-13
018229	47-16	054147	35-40	072035	62-11	072258	4-4
018229	48-32	054350	61-7	072036	50-14	072260	53-18
018249	49-9	054409	13-20	072036	62-14	072260	54-18
018316	2-13	054409	20B-27	072040	24-26	072261	53-15
018318	49-9	*055535	17-17	072052	8-28	072261	54-15
018319	48-1	057507	10-24	072052	10-10	072262	53-17
018320	48-1	058552	44-1	072052	19-16	072262	54-17
018321	49-4	059717	48-41	072052	31-38	072264	53-19
018322	48-1	061452	45-2	072052	40-12	072264	54-19
018329	66-29	063151	46-25	072052	52-11	072265	53-11
018331	66-45	064059	8-25	072052	56-2	072265	54-24

parts catalog...

Part Number	Fig. & Index	Part Number	Fig. & Index	Part Number	Fig. & Index	Part Number	Fig. & Index
072271	15-23	072442	31-2	072840	54-12	073373	35-2
072271	16-19	072442	32-15	072843	53-20	073381	35-4
072272	15-4	072442	39-23	072843	54-20	073385	1-2
072272	16-4	072442	42-6	072844	53-19	073394	1-1
072277	16-10	072471	35-6	072844	54-19	073394	1-32
072278	16-10	072472	35-7	072852	53-16	073411	18-19
072292	1-6	072482	34-30	072852	54-16	073415	55-11
072314	44-4	072484	41-19	072854	53-20	073416	55-5
072321	44-5	072488	34-27	072854	54-20	073443	16-20
072325	44-17	072491	34-29	072855	53-12	073444	15-15
072327	44-36	072504	35-12	072855	54-25	073445	16-8
072328	44-14	072511	24-16	072919	53-27	073446	15-6
072333	43-18	072511	38-32	072919	54-22	073459	45-5
072333	44-26	072512	20-18	072920	53-28	073463	1-10
072336	43-15	072512	35-10	072920	54-23	073464	1-11
072346	44-11	072513	46-20	072934	47-21	073467	1-7
072347	45-7	072514	46-19	072953	10-3	073468	1-8
072348	45-10	072531	31-32	072994	53-31	073469	1-5
072349	23-12	072534	36-21	073004	12-21	073472	1-4
072350	24-4	072537	31-18	073011	11-1	073478	39-3
072354	32-26	072544	35-23	*073012	11-4	073482	14-19
072357	24-8	072560	23-25	*073014	11-3	073483	39-1
072357	32-28	072561	41-2	073029	17-19	073486	39-22
072358	24-9	072569	50-1	*073037	14-26	073488	27-21
072358	32-29	072570	50-5	073043	14-3	073493	42-23
072362	32-18	072575	50-4	*073048	13-5	073494	42-21
072367	24-28	072576	35-29	*073049	13-3	073496	42-11
072367	32-21	072579	35-31	*073050	13-4	073497	42-8
072368	32-23	072580	35-27	*073061	13-28	073498	42-17
072369	24-30	072586	35-25	073078	19-21	073506	43-3
072370	24-13	072589	35-8	073091	13-15	073507	39-11
072373	24-15	072599	50-8	073094	13-13	073512	18-16
072375	32-40	072610	41-12	073097	15-14	073524	22-4
072378	32-41	072620	18-10	073097	16-18	073530	8-10
072379	32-38	072620	35-44	073098	15-13	073532	8-27
072382	34-19	072624	35-47	073098	16-17	073540	8-21
072383	34-25	072624	50-9	073107	13-25	073542	8-20
072386	24-22	072625	13-26	073107	22-8	073542	20A-5
072388	24-24	072626	41-8	073108	12-14	073544	6-22
072389	23-14	072628	44-22	*073116	12-4	073551	30-18
072390	21-30	072629	44-23	073120	13-11	073708	26-14
072392	21-12	072634	20B-26	073123	13-9	073710	14-25
072394	21-11	072680	27-29	073140	23-6	073712	38-20
072395	21-25	072704	42-15	073152	12-22	073724	28-3
072411	19-19	072712	39-5	073193	11-20	073725	54-2
072412	32-33	072734	42-22	073234	12-16	073824	8-19
072412	42-2	072741	55-8	073244	10-12	073894	14-15
072413	32-25	072748	39-21	*073245	10-15	073934	58-5
072414	31-18	072756	3-16	*073246	10-14	073937	43-11
072415	21-20	072757	65-13	073248	10-20	073969	29-20
072416	21-19	*072790	34-5	073250	10-19	073970	28-12
072416	29-8	*072790	36-7	073252	10-18	074323	23-27
072420	21-26	072792	3-11	073308	8-4	074324	23-19
072421	21-27	072797	3-12	073316	15-11	074400	37-15
072422	21-29	072799	33-6	073316	16-15	074652	1-12
072422	39-16	072821	53-10	073320	15-16	074717	6-25
072424	23-13	072821	54-14	073320	16-22	074717	56-25
072426	31-16	072822	54-33	073325	32-34	075405	55-3
072427	34-22	072826	53-22	073326	32-35	075643	22-5
072429	31-17	072826	54-28	073327	15-9	075644	22-6
072440	31-10	072836	55-6	073327	16-13	075836	35-34
072442	20-7	072838	53-30	073333	34-26	075883	1-39
072442	20B-35	072838	54-13	073338	15-8	075884	1-42
072442	24-32	072840	53-33	073339	12-10	075885	1-33

parts catalog

Part Number	Fig. & Index	Part Number	Fig. & Index	Part Number	Fig. & Index	Part Number	Fig. & Index
075886	1-36	076791	47-25	078541	26-24	078969	20B-6
075887	1-43	076809	46-17	078542	26-23	078975	20B-4
075888	1-38	076811	47-17	078551	25-7	079073	52-32
075890	1-37	*076821	8-34	078552	26-16	079073	53-7
075931	14-16	076824	46-9	078553	26-10	079087	48-7
076026	11-23	076825	23-5	078554	26-8	079090	48-11
076029	11-26	076834	4-2	078556	26-12	079093	49-6
076073	44-28	076835	6-21	078584	48-5	079097	49-5
076083	25-14	076838	4-7	078585	48-5	079099	49-4
076092	25-30	076846	46-14	078608	28-7	079609	48-2
076093	25-28	076856	26-25	078608	28A-7	079613	48-8
*076094	28-1	076864	7-6	078609	28-14	079615	48-48
076100	28-24	076864	33-26	078611	28-6	079616	48-48
076109	20-21	076869	6-10	078611	28A-6	079618	48-8
076122	20-23	076869	43-20	078711	28-19	079764	47-23
076126	20-29	076873	47-24	078711	28A-19	079865	27-2
076142	42-20	076873	48-9	078712	28-20	079866	27-3
076184	8-19	076874	47-24	078712	28A-20	079868	27-31
076189	11-10	076874	48-9	078713	29-21	079869	27-23
076191	11-17	076887	1-31	078714	20-26	079871	27-18
076193	11-14	076887	36-20	078714	20A-19	079872	27-30
076194	11-15	076888	1-20	078714	20B-44	079905	14-23
076195	28-36	076889	1-28	078714	25-17	079910	37-25
076199	13-16	076890	1-25	078715	29-22	079912	13-3
076218	14-10	076893	1-22	078721	28-12	080028	2-29
076315	9-18	076894	39-19	078730	28-32	080144	35-21
076384	17-20	076897	5-9	078730	28A-32	080153	34-31
076386	17-20	076898	6-3	078735	28-33	080191	27-16
076388	17-8	076906	15-10	078735	28A-33	080192	44-35
*076389	17-15	076907	16-14	078741	28-11	080218	58-8
076392	28-39	076908	12-24	078741	28A-11	080247	27-9
076397	20-30	076909	13-34	078742	28-26	080263	11-29
076399	17-1	076910	15-10	078742	28A-36	080295	11-8
076403	26-14	076911	16-14	078744	28-23	*080297	12-5
076481	15-2	077037	3-5	078744	34-10	080298	12-7
076481	16-2	077117	45-19	078745	22-30	080299	12-8
076494	15-21	077233	27-26	078746	28-34	*080317	12-6
076494	16-27	077234	27-25	078750	28-10	080349	14-5
076520	20B-28	077236	45-18	078750	28A-10	080378	43-9
076535	20-8	077301	30-8	078756	28-27	080396	40-5
076544	28-39	077459	13-30	078908	20-27	080402	40-3
*076557	28-1	077650	20B-29	078908	20B-41	080404	40-7
076570	20B-47	077836	30-6	078909	20-24	080407	41-14
*076571	20B-1	077866	45-16	078909	20B-42	080408	41-15
076605	34-38	078301	37-16	078912	20B-10	080409	40-9
076670	13-27	078363	45-4	078914	20B-9	080410	41-16
076671	13-35	078364	45-15	078915	20B-15	080411	38-27
*076672	13-29	078367	45-13	078917	20B-7	080433	14-29
076683	45-20	078368	45-3	078925	20B-5	080447	29-11
076684	45-30	078415	26-15	078927	20B-2	080448	30-16
076698	22-33	078424	37-17	078930	20B-45	080449	30-17
076702	22-34	078429	1-12	078940	20B-32	080452	30-7
076704	31-29	078516	25-38	078941	20B-30	080473	14-28
076709	31-34	078517	25-36	078943	20B-33	080486	29-13
076711	31-27	078520	25-9	078944	20B-18	080496	29-1
*076727	13-6	078520	28-22	078945	20B-19	080498	29-15
076728	13-1	078520	28A-22	078947	20B-17	080504	8-16
076734	19-8	078524	25-15	078948	20B-38	080505	8-15
076755	20-16	078525	25-20	078951	20B-36	080505	9-14
076761	20-14	078526	25-19	078952	20B-34	080522	27-11
076762	20-3	078527	25-6	078955	21-7	080524	9-7
076769	20-13	078528	25-14	078960	21-9	080536	8-6
076774	20-28	078532	25-5	*078966	20B-16	080537	10-8
*076776	20-1	078533	25-13	078967	20B-23	080539	8-23

parts catalog

Part Number	Fig. & Index	Part Number	Fig. & Index	Part Number	Fig. & Index	Part Number	Fig. & Index
080541	8-22	087703	65-27	101165	7-8	111054	23-29
080564	58-12	087709	65-27	101165	33-9	111054	28-40
080578	37-11	087800	2-7	101170	51-4	111054	32-11
080581	8-9	087806	2-9	101170	52-46	111054	48-45
080583	8-8	087813	2-9	101170	55-9	111054	56-8
080591	9-19	087813	2-9	101281	62-24	111054	57-23
080599	9-17	087829	2-4	101331	27-17	111054	60-28
080630	19-11	087830	2-4	101332	13-17	111054	61-4
080634	19-12	087833	2-5	101333	43-17	111054	65-32
080635	19-9	100131	4-6	101353	46-15	111055	1-26
080694	11-24	100141	21-1	101353	48-12	111055	14-14
080695	11-31	100177	1-40	101366	4-13	111055	26-20
080698	11-28	100185	27-37	101366	5-11	111055	27-33
080699	11-30	100228	31-26	101366	6-17	111055	28-35
080972	21-2	100366	66-26	101370	2-31	111055	28A-35
081107	60-25	100388	45-28	101374	48-41	111055	39-17
081107	65-31	100392	25-31	101451	53-23	111055	43-1
081152	40-11	100398	45-29	101451	54-31	111055	44-2
081515	68-2	100400	15-3	101532	53-25	111055	57-8
081516	68-4	100400	16-3	101532	54-29	111055	67-21
081527	59-4	100485	2-30	101611	39-24	111056	31-23
081528	59-3	100520	48-20	101612	31-25	111056	52-5
081553	59-28	100521	60-32	101701	39-8	111057	25-10
081553	63-4	100523	68-7	101759	52-31	111058	6-9
081553	64-7	100539	66-29	101887	53-36	111058	63-18
081553	67-35	100554	32-3	101887	54-3	111059	45-27
081567	63-28	100554	37-18	101899	68-6	111060	6-19
081575	63-12	100576	14-1	101900	68-8	111060	59-2
081597	61-10	100576	41-1	101901	68-5	111060	67-26
081604	63-16	100579	1-41	101913	51-5	111068	10-16
081609	63-8	100583	1-34	101918	58-3	111068	17-18
081623	59-6	100646	27-35	101921	69-2	111069	2-33
081699	56-26	100657	6-5	101922	69-4	111069	6-1
081720	62-21	100657	47-12	101938	60-35	111069	54-36
081762	58-18	100657	48-27	101938	62-26	111070	5-3
081764	58-15	100731	60-14	101938	64-13	111071	33-5
081789	52-44	100827	22-39	101940	28A-28	111071	52-22
081789	61-2	100863	6-29	101941	65-4	111073	2-2
081833	63-27	100871	68-9	101942	65-6	111073	6-28
081836	59-7	100891	24-10	101943	68-12	111073	9-22
082033	14-10	100891	32-32	101944	4-5	111073	11-6
082050	9-10	100940	53-14	101944	5-2	111073	12-13
082066	14-25	100940	54-27	101944	66-9	111073	26-5
082302	48-4	100960	60-29	101944	67-9	111073	33-13
082320	47-10	100960	65-33	101945	56-14	111073	35-45
084089	26-6	100961	6-31	101947	59-21	111073	37-2
084092	36-22	100969	17-6	101961	66-6	111073	51-7
084248	39-10	100969	60-33	101976	6-12	111073	52-49
084289	23-4	100969	67-37	101979	48-15	111073	54-35
084291	23-1	100976	58-3	101983	5-20	111073	55-2
084406	23-24	101005	45-26	101983	66-12	111073	56-23
084406	33-3	101023	64-2	110073	6-19	111073	68-20
084406	60-16	101033	16-6	110113	31-19	111074	11-34
084407	22-37	101051	12-9	111006	7-10	111074	23-23
084409	21-3	101051	30-3	111006	66-12	111074	37-8
084409	21-4	101141	53-24	111033	2-28	111074	56-19
084412	11-9	101141	54-30	111035	36-10	111075	1-14
084413	11-5	101144	2-32	111035	66-16	111075	4-10
084421	13-22	101144	65-2	111036	33-10	111076	12-15
084422	13-21	101145	2-25	111051	18-3	111077	12-18
084484	20-17	101145	65-3	111052	60-22	111077	52-36
087496	12-1	101146	21-23	111052	64-23	111079	12-19
087497	12-2	101162	46-16	111052	67-30	111087	2-3
087702	65-1	101162	48-13	111054	6-11	111087	57-6

parts Catalog...

Part Number	Fig. & Index	Part Number	Fig. & Index	Part Number	Fig. & Index	Part Number	Fig. & Index
111089	3-9	150085	45-9	191978	2-31	195668	20A-2
111089	9-1	150085	52-38	192042	25-23	195837	28-37
111089	33-22	150085	56-21	192142	1-27	195930	16-12
111089	40-4	150085	65-17	192202	35-35	195983	2-27
111089	52-16	150085	69-7	192323	24-27	196115	49-2
111089	53-5	150087	52-40	192323	32-20	196116	49-3
111089	54-4	150087	53-6	192730	66-7	196117	49-2
111089	68-16	150087	54-9	192766	12-25	196118	49-7
111099	23-8	150087	68-17	192798	17-5	196121	49-3
120032	7-15	150088	44-19	192895	32-5	196140	4-14
141573	30-15	150088	52-23	192896	32-6	196140	5-10
149319	61-11	150089	21-13	192900	12-3	196222	2-6
149344	37-24	150089	23-10	192919	20-19	196230	49-1
149385	50-10	150089	29-5	192997	20-20	196296	46-21
150080	4-15	150089	41-3	193007	22-35	196297	46-22
150080	5-12	150089	44-37	193323	30-10	196322	65-21
150080	6-18	150089	65-10	193392	29-9	196323	65-18
150080	59-17	190103	10-29	193397	22-30	196324	65-16
150081	33-8	190110	34-9	193600	21-5	196327	4-9
150081	66-17	190116	33-23	193601	23-26	196334	30-20
150083	13-32	190116	40-14	193601	33-1	196386	57-22
150083	25-11	190118	10-28	193601	60-17	196387	65-11
150083	26-21	190148	24-1	193606	10-33	196388	44-38
150083	27-34	190149	31-6	193769	55-12	196390	68-19
150083	31-20	190149	34-2	193774	13-31	196393	33-25
150083	34-37	190149	36-4	193785	20A-8	196396	62-27
150083	39-18	190157	59-8	193808	33-21	196397	60-34
150083	40-1	190179	27-36	193810	54-37	196397	62-25
150083	42-7	190220	59-29	193882	47-29	196397	64-12
150083	43-2	190236	25-33	193894	42-27	196398	63-3
150083	44-3	190254	14-7	193917	16-9	196399	60-21
150083	52-4	190329	20-4	194590	17-7	196402	63-24
150083	56-24	190382	17-3	194678	28-38	196403	63-17
150083	57-10	190383	17-4	194679	28-34	196405	61-16
150083	59-1	190387	11-16	194689	4-11	196410	59-11
150083	61-5	190391	11-11	194823	23-2	196412	58-10
150083	66-24	190395	3130-28	194835	50-17	196424	31-41
150083	67-24	190398	53-26	194835	62-10	196429	29-20
150084	53-32	190398	54-32	194847	4-14	196430	28A-31
150084	56-11	190555	7-14	194847	6-16	196430	31-9
150085	1-15	190555	66-15	194848	41-7	196431	28A-18
150085	4-8	190699	69-3	194868	35-46	196433	28A-16
150085	5-4	190725	52-41	194868	41-6	196437	28A-29
150085	6-4	190731	6-32	194889	46-17	196438	28A-30
150085	9-21	190731	66-15	194897	1-35	196439	21-7
150085	10-7	190768	24-3	195088	27-4	196441	20A-15
150085	11-7	190768	30-2	195197	55-1	196443	64-11
150085	12-17	191034	22-11	195238	52-30	196444	64-14
150085	13-8	191289	14-2	195241	42-28	196449	67-32
150085	16-11	191289	41-20	195241	55-15	196450	67-34
150085	19-20	191297	65-14	195296	33-15	196453	64-20
150085	23-21	191308	38-8	195296	33-25	196454	66-25
150085	24-23	191356	11-11	195296	69-6	196454	67-25
150085	30-9	191367	39-4	195322	45-22	196456	46-18
150085	31-1	191384	9-4	195327	1-24	196458	26-4
150085	32-7	191427	23-7	195359	1-29	196459	26-3
150085	33-14	191428	23-9	195359	31-21	196460	25-22
150085	34-13	191481	27-38	195367	1-23	196461	31-8
150085	35-26	191586	8-14	195385	14-9	196461	37-26
150085	36-19	191808	20-31	195396	8-35	196465	53-35
150085	39-6	191844	42-5	195401	64-1	196466	53-4
150085	40-8	191934	22-15	195645	34-40	196467	56-9
150085	42-26	191937	22-40	195652	20A-3	196470	3-10
150085	45-1	191939	22-32	195653	20A-12	196471	31-42

parts Catalog...

Part Number	Fig.& Index	Part Number	Fig.& Index	Part Number	Fig.& Index	Part Number	Fig.& Index
196472	46-18	251195	46-23				
196473	58-2	251323	49-18				
196475	11-12	251373	7-2				
196475	11-22	251520	47-26				
196495	41-5	251520	48-49				
196607	57-5	251520	69-8				
196623	52-43	252476	47-6				
196635	66-48	252476	48-22				
196650	48-16	252477	48-14				
196659	27-3	252537	48-6				
196678	5-15	252838	48-6				
196771	52-39	253001	2-26				
196771	53-9	253005	48-43				
196772	52-39	253183	47-3				
196772	53-9	253211	4-21				
196773	27-1	253211	5-18				
196773	52-51	253211	6-30				
196823	22-14	253211	66-11				
200050	7-2	253238	48-31				
200060	46-11	275000	48-19				
200163	47-30						
250030	66-3						
250051	48-6						
250058	46-8						
250058	47-19						
250058	49-14						
250059	46-13						
250059	49-15						
250060	46-3						
250062	46-6						
250062	49-22						
250062	66-2						
250072	46-5						
250072	49-23						
250077	7-4						
250077	46-12						
250077	49-17						
250079	49-20						
250093	49-19						
250097	49-16						
250098	7-2						
250137	7-11						
250137	66-11						
250177	48-50						
250200	47-27						
250200	48-18						
250204	66-5						
250214	46-4						
250221	7-2						
250221	66-4						
250293	47-8						
250293	48-17						
250493	42-29						
250493	55-16						
250612	49-24						
250695	47-31						
250865	47-5						
250865	48-33						
250920	49-21						
250952	47-9						
250952	48-30						
251165	46-7						
251165	47-18						
251165	49-13						

ABDICK Company
5700 West Touhy Ave.
Chicago, IL 60648
(312)763-1900

