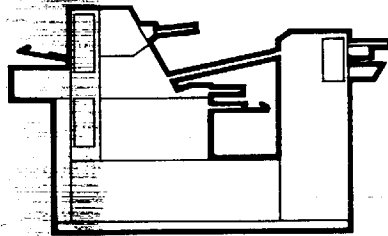


**SMALL OFFSET PRESS**

**DU34**



**PARTS CATALOG**  
**(1st-REVISION)**



**HAMADA PRINTING PRESS CO., LTD.**



## パーツカタログの 使用方法について

1. このパーツカタログは、必要な部品をイラスト図面と照合するだけで確認できるようになっております。

ご注文の際には、ご使用の機械名と機械番号、パーツリストの左上にありますフィギュアコード番号および必要部品のインデックスNoと必要数量を連絡するだけで注文ができます。

但し部品の中には構造上、精度上の関係から工場出荷時より組付けた状態（アッセンブリーパーツ）で出荷せざるを得ない部品がありますので予めご了承願います。

2. 部品番号には、専用部品と附属部品の2種類に大別されております。

専用部品の番号構成は次の通りです。

例 6801—05001

|        |         |        |
|--------|---------|--------|
| 6801   | 05      | 001    |
| ↓      | ↓       | ↓      |
| グループ記号 | 1細分類コード | パーツコード |

|             |
|-------------|
| 6801—05001A |
| ↓           |
| アッセンブリーを表示  |

3. 附属部品（ボルト、ナット、ワッシャー等）は個々部品の寸法の違いにより数多い点数となります。

従ってこれらの部品は、専用部品とは区別し、特別な番号を付けてあります。

番号の数字によってその部品の規格が判明するようになっており、かつまた、生産の合理化を目標としたものです。

例 101—366

|          |            |
|----------|------------|
| 101      | 366        |
| ↓        | ↓          |
| 六角ボルトの表示 | 6mm径×16mm長 |

従って101—366の部品は六角ボルトで、径が6mm  
長さが16mmであることが判明する訳です。

これらの附属部品の番号、仕様の一覧表は4～7頁を参照してご利用下さい。





## How to use Parts Catalog:

1. Find the parts you need in the illustrations and get their code numbers and descriptions in this parts catalog. Your order must show: ① index numbers, ② code numbers, and ③ quantities required.

For structural accuracy, we supply certain parts already assembled into larger unit components instead of supplying basic members individually.

2. Some of the parts are for use in Duetto only and some are not. Parts of Duetto are shown in the catalog as follows.

(Example)

|             |                     |
|-------------|---------------------|
| 6801-05001  | 6801 = Group symbol |
|             | 05 = Sub-division   |
|             | 001 = Parts code    |
| 6801-05001A | A = Assembly        |

3. The parts which are not exclusive to HAMADA Series but used in our all other presses (high speed rotary letterpresses, web offset presses, etc.) are shown as follows.

(Example)

|         |                            |
|---------|----------------------------|
| 101-366 | 101 = Hexagonal bolt       |
|         | 366 = 6 mm dia. 16 mm long |

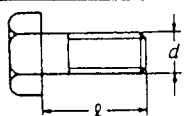
4. This parts catalog is designed for use of Duetto, and has 7 groups. These 7 groups are composed of the parts exclusively used on Duetto and the parts (H. M. I. R. B. A. X. KC. PC. MC. HC) interchangeably used on other Hamada Series Presses.

|                      |  |
|----------------------|--|
| 6801 Group . . . . . | Feed Section                                       |
| 6802 Group . . . . . | Press Section, Drive Section                       |
| 6803 Group . . . . . | Ink Section, Dampening Section,<br>Blanket Cleaner |
| 6804 Group . . . . . | Delivery Section                                   |
| 6805 Group . . . . . | Covers, Mark Sensor                                |
| 6808 Group . . . . . | Master Insert/Eject Section                        |
| E Group . . . . .    | Electric Section                                   |

5. The exploded views contained in the Catalog will help understanding of mechanisms and will be found useful in making simple repair.
6. Subject to change without prior notice.

# 規格部品リスト STANDARD STOCK PARTS. NO.

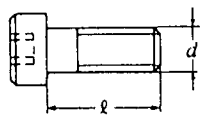
六角ボルト



Screw

|              | $d \times l$ |
|--------------|--------------|
| 101 - 360    | M 6 × 10     |
| 101 - 362    | M 6 × 12     |
| 101 - 366    | M 6 × 16     |
| 101 - 370    | M 6 × 20     |
| 101 - 375    | M 6 × 25     |
| 101 - 381    | M 6 × 35     |
| 101 - 384    | M 6 × 50     |
| 101 - 408    | M 4 × 8      |
| 101 - 462    | M 8 × 12     |
| 101 - 466    | M 8 × 16     |
| 101 - 470    | M 8 × 20     |
| 101 - 475    | M 8 × 25     |
| 101 - 481    | M 8 × 35     |
| 101 - 483    | M 8 × 45     |
| 101 - 485.5  | M 8 × 55     |
| 101 - 510    | M 5 × 10     |
| 101 - 516    | M 5 × 16     |
| 101 - 516T   | M 5 × 16     |
| 101 - 520    | M 5 × 20     |
| 101 - 520.01 | M 5 × 20     |
| 101 - 525    | M 5 × 25     |
| 101 - 565    | M10 × 25     |
| 101 - 570    | M10 × 30     |
| 101 - 571    | M10 × 35     |
| 101 - 572    | M10 × 40     |
| 101 - 615    | M12 × 25     |
| 101 - 621    | M12 × 35     |

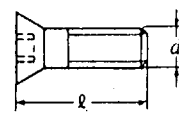
キャップ  
ボルト



Screw

|              | $d \times l$ |
|--------------|--------------|
| 117 - 308    | M 3 × 8      |
| 117 - 310    | M 3 × 10     |
| 117 - 312    |              |
| 117 - 360    | M 6 × 10     |
| 117 - 362    | M 6 × 12     |
| 117 - 365    | M 6 × 15     |
| 117 - 366    | M 6 × 16     |
| 117 - 368    | M 6 × 18     |
| 117 - 370    | M 6 × 20     |
| 117 - 372    | M 6 × 22     |
| 117 - 375    | M 6 × 25     |
| 117 - 380    | M 6 × 30     |
| 117 - 381    | M 6 × 35     |
| 117 - 383    | M 6 × 45     |
| 117 - 408    | M 4 × 8      |
| 117 - 410    | M 4 × 10     |
| 117 - 412    | M 4 × 12     |
| 117 - 415    | M 4 × 15     |
| 117 - 420    | M 4 × 20     |
| 117 - 425    | M 4 × 25     |
| 117 - 462    | M 8 × 12     |
| 117 - 468    | M 8 × 18     |
| 117 - 470    | M 8 × 20     |
| 117 - 475    | M 8 × 25     |
| 117 - 480    | M 8 × 30     |
| 117 - 481    | M 8 × 35     |
| 117 - 489    | M 8 × 75     |
| 117 - 508    | M 5 × 8      |
| 117 - 510    | M 5 × 10     |
| 117 - 510.01 | M 5 × 10     |
| 117 - 512    | M 5 × 12     |
| 117 - 512.01 | M 5 × 12     |
| 117 - 515    | M 5 × 15     |
| 117 - 515.01 | M 5 × 15     |
| 117 - 518    | M 5 × 18     |
| 117 - 518.01 | M 5 × 18     |
| 117 - 520    | M 5 × 20     |
| 117 - 525    | M 5 × 25     |
| 117 - 525.01 | M 5 × 25     |
| 117 - 530    | M 5 × 30     |
| 117 - 532.01 | M 5 × 40     |
| 117 - 534    | M 5 × 50     |
| 117 - 560    | M10 × 20     |
| 117 - 565    | M10 × 25     |
| 117 - 570    | M10 × 30     |
| 117 - 571    | M10 × 35     |
| 117 - 572    | M10 × 40     |
| 117 - 627    | M12 × 20     |
| 117 - 630    | M12 × 30     |

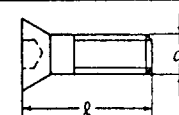
六角穴付  
さらボルト



Screw

|              | $d \times l$ |
|--------------|--------------|
| 122 - 060    | M 4 × 10     |
| 122 - 108    | M 5 × 8      |
| 122 - 110    | M 5 × 10     |
| 122 - 112    | M 5 × 12     |
| 122 - 112.01 | M 5 × 12     |
| 122 - 115    | M 5 × 15     |
| 122 - 118    | M 5 × 18     |
| 122 - 120    | M 5 × 20     |
| 122 - 125    | M 5 × 25     |
| 122 - 160    | M 6 × 10     |
| 122 - 162    | M 6 × 12     |
| 122 - 165    | M 6 × 15     |
| 122 - 185    | M 6 × 35     |
| 122 - 765    | SB M5 × 15   |

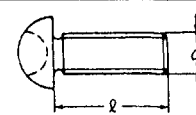
十字穴付  
さら小ネジ



Screw

|              | $d \times l$ |
|--------------|--------------|
| 122 - 406.01 | SB + M4 × 6  |
| 122 - 410.01 | SB + M4 × 10 |
| 122 - 412.01 | SB + M4 × 12 |
| 122 - 510.01 | SB + M5 × 10 |
| 122 - 512.01 | SB + M5 × 12 |

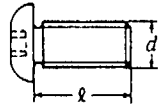
十字穴付  
ボルト



Screw

|              | $d \times l$ |
|--------------|--------------|
| 125 - 065.01 | MB + M3 × 15 |
| 125 - 070.01 | MB + M3 × 20 |
| 125 - 106    | MB + M4 × 6  |
| 125 - 106.01 | MB + M4 × 6  |
| 125 - 108    | MB + M4 × 8  |
| 125 - 108.01 | MB + M4 × 8  |
| 125 - 112.01 | MB + M4 × 12 |
| 125 - 158.01 | MB + M5 × 8  |
| 125 - 160.01 | MB + M5 × 10 |

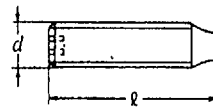
六角穴付  
なべ小ネジ



Screw

|              | $d \times l$ |
|--------------|--------------|
| 125 - 605    | M 3 × 5      |
| 125 - 606    | M 3 × 6      |
| 125 - 608    | M 3 × 8      |
| 125 - 610    | M 3 × 10     |
| 125 - 615    | M 3 × 15     |
| 125 - 625    | M 3 × 25     |
| 125 - 630    | M 3 × 30     |
| 125 - 635    | M 3 × 35     |
| 125 - 655    | M 4 × 5      |
| 125 - 656    | M 4 × 6      |
| 125 - 656.01 | M 4 × 6      |
| 125 - 658    | M 4 × 8      |
| 125 - 660    | M 4 × 10     |
| 125 - 662    | M 4 × 12     |
| 125 - 665    | M 4 × 15     |
| 125 - 668    | M 4 × 18     |
| 125 - 672    | M 4 × 22     |
| 125 - 672.1  | M 4 × 22     |
| 125 - 675    | M 4 × 30     |
| 125 - 680    | M 4 × 30     |
| 125 - 705    | M 5 × 5      |
| 125 - 706    | M 5 × 6      |
| 125 - 706.01 | M 5 × 6      |
| 125 - 708    | M 5 × 8      |
| 125 - 710    | M 5 × 10     |
| 125 - 710.01 | M 5 × 10     |
| 125 - 712    | M 5 × 12     |
| 125 - 712.01 | M 5 × 12     |
| 125 - 715    | M 5 × 15     |
| 125 - 718    | M 5 × 18     |
| 125 - 720    | M 5 × 20     |
| 125 - 725    | M 5 × 25     |
| 125 - 730    | M 5 × 30     |
| 125 - 736    | M 5 × 60     |
| 125 - 758    | M 6 × 8      |
| 125 - 760    | M 6 × 10     |
| 125 - 762    | M 6 × 12     |
| 125 - 765    | M 6 × 15     |
| 125 - 770    | M 6 × 20     |
| 125 - 775    | M 6 × 25     |

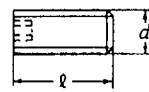
ホローセット  
ネジ



Set Screw

|           | $d \times l$ |
|-----------|--------------|
| 140 - 356 | M 6 × 6      |
| 140 - 358 | M 6 × 8      |
| 140 - 360 | M 6 × 10     |
| 140 - 362 | M 6 × 12     |
| 140 - 380 | M 6 × 30     |
| 140 - 381 | M 6 × 35     |

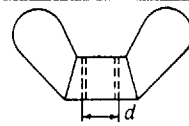
ホローセット  
ネジ



Set Screw

|              | $d \times l$ |
|--------------|--------------|
| 145 - 355    | M 6 × 5      |
| 145 - 356    | M 6 × 6      |
| 145 - 358    | M 6 × 8      |
| 145 - 360    | M 6 × 10     |
| 145 - 362    | M 6 × 12     |
| 145 - 365    | M 6 × 15     |
| 145 - 375    | M 6 × 25     |
| 145 - 404    | M 4 × 4      |
| 145 - 404.01 | M 4 × 4      |
| 145 - 405    | M 4 × 5      |
| 145 - 405.01 | M 4 × 5      |
| 145 - 406    | M 4 × 6      |
| 145 - 408    | M 4 × 8      |
| 145 - 410    | M 4 × 10     |
| 145 - 458    | M 8 × 8      |
| 145 - 460    | M 8 × 10     |
| 145 - 505    | M 5 × 5      |
| 145 - 506    | M 5 × 6      |
| 145 - 506.01 | M 5 × 6      |
| 145 - 508    | M 5 × 8      |
| 145 - 508.01 | M 5 × 8      |
| 145 - 510    | M 5 × 10     |
| 145 - 510.01 | M 5 × 10     |

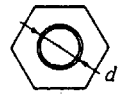
蝶ナット



Wing Nut

|           | $d$ |
|-----------|-----|
| 163 - 105 | M 5 |

六角ナット



Nut

|              | $d$ |
|--------------|-----|
| 170 - 103    | M 3 |
| 170 - 103.01 | M 3 |
| 170 - 104    | M 4 |
| 170 - 104.01 | M 4 |
| 170 - 105    | M 5 |
| 170 - 105.01 | M 5 |
| 170 - 105.3  | M 5 |
| 170 - 106    | M 6 |
| 170 - 106.01 | M 6 |
| 170 - 108    | M 8 |
| 170 - 108.3  | M 8 |
| 170 - 110    | M10 |
| 170 - 110.3  | M10 |
| 170 - 112    | M12 |
| 170 - 116    | M16 |

軸受ナット



Nut

|           | $d \times$ |
|-----------|------------|
| 174 - 708 | M40 × 1.5  |

ロックワッシャ



Lock Washer

|              | $d$    |
|--------------|--------|
| 180 - 103    | 3.1 φ  |
| 180 - 103.01 | 3.1 φ  |
| 180 - 104    | 4.1 φ  |
| 180 - 104.01 | 4.1 φ  |
| 180 - 105    | 5.1 φ  |
| 180 - 105.01 | 5.1 φ  |
| 180 - 106    | 6.1 φ  |
| 180 - 106.01 | 6.1 φ  |
| 180 - 108    | 8.2 φ  |
| 180 - 110    | 10.2 φ |
| 180 - 112    | 12.2 φ |
| 180 - 116    | 16.2 φ |

波座金

Wave Washer

|           | $d$       |
|-----------|-----------|
| 180 - 182 | 12 $\phi$ |

軸受用座金



Washer

|           | $D$       |
|-----------|-----------|
| 180 - 708 | 40 $\phi$ |

軸用C形止め輪



C-Ring

|           | $d$       |
|-----------|-----------|
| 181 - 008 | 8 $\phi$  |
| 181 - 010 | 10 $\phi$ |
| 181 - 011 | 11 $\phi$ |
| 181 - 012 | 12 $\phi$ |
| 181 - 015 | 15 $\phi$ |
| 181 - 016 | 16 $\phi$ |
| 181 - 017 | 17 $\phi$ |
| 181 - 020 | 20 $\phi$ |
| 181 - 025 | 25 $\phi$ |
| 181 - 030 | 30 $\phi$ |

穴用C形止め輪



C-Ring

|           | $D$       |
|-----------|-----------|
| 181 - 224 | 24 $\phi$ |
| 181 - 226 | 26 $\phi$ |
| 181 - 228 | 28 $\phi$ |
| 181 - 232 | 32 $\phi$ |
| 181 - 235 | 35 $\phi$ |
| 181 - 252 | 52 $\phi$ |
| 181 - 255 | 55 $\phi$ |

E型ワッシャ

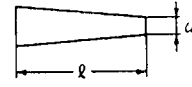
E-Ring



|              | $d$       |
|--------------|-----------|
| 181 - 403    | 3 $\phi$  |
| 181 - 403.01 | 3 $\phi$  |
| 181 - 404    | 4 $\phi$  |
| 181 - 404.01 | 4 $\phi$  |
| 181 - 405    | 5 $\phi$  |
| 181 - 406    | 6 $\phi$  |
| 181 - 406.01 | 6 $\phi$  |
| 181 - 408    | 8 $\phi$  |
| 181 - 410    | 10 $\phi$ |
| 181 - 412    | 12 $\phi$ |

テーパピン


Set Screw



|           | $d \times l$       |
|-----------|--------------------|
| 182 - 146 | 3 $\phi \times 22$ |
| 182 - 149 | 3 $\phi \times 32$ |
| 182 - 165 | 4 $\phi \times 20$ |
| 182 - 166 | 4 $\phi \times 22$ |
| 182 - 167 | 4 $\phi \times 25$ |
| 182 - 168 | 4 $\phi \times 28$ |
| 182 - 169 | 4 $\phi \times 32$ |
| 182 - 170 | 4 $\phi \times 36$ |
| 182 - 171 | 4 $\phi \times 40$ |
| 182 - 189 | 5 $\phi \times 32$ |
| 182 - 190 | 5 $\phi \times 36$ |
| 182 - 191 | 5 $\phi \times 40$ |
| 182 - 193 | 5 $\phi \times 50$ |
| 182 - 194 | 5 $\phi \times 56$ |
| 182 - 208 | 6 $\phi \times 28$ |

テーパボルト

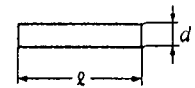
Taper Bolt



|           | $d \times l$       |
|-----------|--------------------|
| 182 - 605 | 5 $\phi \times 45$ |
| 182 - 607 | 5 $\phi \times 55$ |

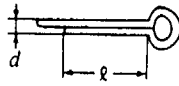
スプリングピン

Roll Pin



|              | $d \times l$         |
|--------------|----------------------|
| 183 - 138    | 1.6 $\phi \times 6$  |
| 183 - 140    | 1.6 $\phi \times 10$ |
| 183 - 140.01 | 1.6 $\phi \times 10$ |
| 183 - 141    | 1.6 $\phi \times 12$ |
| 183 - 150    | 2 $\phi \times 10$   |
| 183 - 151    | 2 $\phi \times 12$   |
| 183 - 152    | 2 $\phi \times 14$   |
| 183 - 165    | 2.5 $\phi \times 10$ |
| 183 - 168    | 2.5 $\phi \times 16$ |
| 183 - 178    | 3 $\phi \times 6$    |
| 183 - 180    | 3 $\phi \times 10$   |
| 183 - 180.01 | 3 $\phi \times 10$   |
| 183 - 181    | 3 $\phi \times 12$   |
| 183 - 182    | 3 $\phi \times 14$   |
| 183 - 182.01 | 3 $\phi \times 14$   |
| 183 - 183    | 3 $\phi \times 16$   |
| 183 - 183.01 | 3 $\phi \times 16$   |
| 183 - 184    | 3 $\phi \times 18$   |
| 183 - 185    | 3 $\phi \times 20$   |
| 183 - 185.01 | 3 $\phi \times 20$   |
| 183 - 186    | 3 $\phi \times 22$   |
| 183 - 187    | 3 $\phi \times 25$   |
| 183 - 187.01 | 3 $\phi \times 25$   |
| 183 - 188    | 3 $\phi \times 28$   |
| 183 - 189    | 3 $\phi \times 32$   |
| 183 - 200    | 4 $\phi \times 10$   |
| 183 - 201    | 4 $\phi \times 12$   |
| 183 - 203    | 4 $\phi \times 16$   |
| 183 - 203.01 | 4 $\phi \times 16$   |
| 183 - 205    | 4 $\phi \times 20$   |
| 183 - 205.01 | 4 $\phi \times 20$   |
| 183 - 206    | 4 $\phi \times 22$   |
| 183 - 206.01 | 4 $\phi \times 24$   |
| 183 - 207    | 4 $\phi \times 25$   |
| 183 - 207.01 | 4 $\phi \times 25$   |
| 183 - 208    | 4 $\phi \times 28$   |
| 183 - 209    | 4 $\phi \times 32$   |
| 183 - 210    | 4 $\phi \times 36$   |
| 183 - 211    | 4 $\phi \times 40$   |
| 183 - 225    | 5 $\phi \times 20$   |
| 183 - 229    | 5 $\phi \times 32$   |
| 183 - 243    | 6 $\phi \times 16$   |
| 183 - 247    | 6 $\phi \times 25$   |

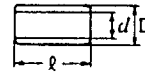
割ピン



Cotter Pin

|              | $d \times l$         |
|--------------|----------------------|
| 183 - 725    | $1 \phi \times 15$   |
| 183 - 743.01 | $1.6 \phi \times 10$ |
| 183 - 744    | $1.6 \phi \times 12$ |
| 183 - 745    | $1.6 \phi \times 15$ |
| 183 - 767    | $2 \phi \times 20$   |

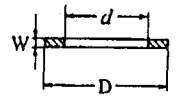
ブッシュ



Bushing

|           | $d \times D \times l$              |
|-----------|------------------------------------|
| 243 - 608 | $8 \phi \times 10 \phi \times 8$   |
| 243 - 612 | $10 \phi \times 12 \phi \times 10$ |
| 243 - 619 | $12 \phi \times 14 \phi \times 15$ |
| 243 - 624 | $14 \phi \times 16 \phi \times 15$ |
| 243 - 625 | $14 \phi \times 16 \phi \times 20$ |

軌道輪



Steel

|             | $d \times D \times W$             |
|-------------|-----------------------------------|
| 258 - 350.1 | $10 \phi \times 24 \phi \times 1$ |
| 258 - 353.1 | $17 \phi \times 30 \phi \times 1$ |

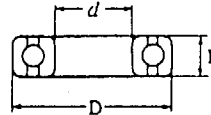
ワッシャ



Flat Washer

|              | $d$         |
|--------------|-------------|
| 184 - 103    | $3.2 \phi$  |
| 184 - 103.01 | $3.2 \phi$  |
| 184 - 104    | $4.3 \phi$  |
| 184 - 104.01 | $4.3 \phi$  |
| 184 - 105    | $5.3 \phi$  |
| 184 - 105.01 | $5.3 \phi$  |
| 184 - 106    | $6.4 \phi$  |
| 184 - 106.01 | $6.4 \phi$  |
| 184 - 106.3  | $6.4 \phi$  |
| 184 - 106.4  | $6.4 \phi$  |
| 184 - 108    | $8.4 \phi$  |
| 184 - 108.01 | $8.4 \phi$  |
| 184 - 110    | $10.5 \phi$ |
| 184 - 112    | $13 \phi$   |
| 184 - 114    | $15 \phi$   |
| 184 - 116    | $17 \phi$   |

ベアリング



Bearing

|             | $d \times D \times B$              |
|-------------|------------------------------------|
| 250 - 000.6 | $10 \phi \times 26 \phi \times 8$  |
| 250 - 002.6 | $15 \phi \times 32 \phi \times 9$  |
| 250 - 003.6 | $17 \phi \times 35 \phi \times 10$ |
| 250 - 004.6 | $25 \phi \times 47 \phi \times 12$ |
| 250 - 009.6 | $45 \phi \times 75 \phi \times 16$ |
| 250 - 085.6 | $5 \phi \times 11 \phi \times 3$   |
| 250 - 088.6 | $8 \phi \times 16 \phi \times 4$   |
| 250 - 104.6 | $4 \phi \times 12 \phi \times 4$   |
| 250 - 108.6 | $8 \phi \times 22 \phi \times 7$   |
| 250 - 125.6 | $5 \phi \times 16 \phi \times 5$   |
| 250 - 125.7 | $5 \phi \times 16 \phi \times 5$   |
| 250 - 126.6 | $6 \phi \times 19 \phi \times 6$   |
| 250 - 150.7 | $10 \phi \times 22 \phi \times 6$  |
| 250 - 150.8 | $10 \phi \times 22 \phi \times 6$  |
| 250 - 151.6 | $12 \phi \times 24 \phi \times 6$  |
| 250 - 153.6 | $17 \phi \times 30 \phi \times 7$  |
| 250 - 200.6 | $10 \phi \times 30 \phi \times 9$  |
| 250 - 201.6 | $12 \phi \times 32 \phi \times 10$ |
| 250 - 202   | $15 \phi \times 35 \phi \times 11$ |
| 250 - 202.6 | $15 \phi \times 35 \phi \times 11$ |
| 250 - 202.8 | $15 \phi \times 35 \phi \times 11$ |
| 250 - 204   | $20 \phi \times 47 \phi \times 14$ |
| 250 - 204.6 | $20 \phi \times 47 \phi \times 14$ |
| 250 - 205.6 | $25 \phi \times 52 \phi \times 15$ |
| 250 - 302.6 | $15 \phi \times 42 \phi \times 13$ |

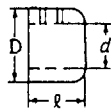
継手リンク



Chain Connecting Link

|             | $a \times b$       |
|-------------|--------------------|
| 280 - 000.2 | $6.35 \times 5.05$ |
| 280 - 002.2 | $9.525 \times 8.3$ |
| 280 - 004.2 | $12.70 \times 8.0$ |
| 280 - 005.2 | $12.70 \times 8.0$ |

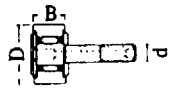
カラー



Collar

|               | $d \times D \times l$              |
|---------------|------------------------------------|
| 185 - 1212.01 | $12 \phi \times 20 \phi \times 12$ |
| 185 - 1615.01 | $16 \phi \times 28 \phi \times 15$ |


ローラーフォロア



Roller Follower

|             | $d \times D \times B$             |
|-------------|-----------------------------------|
| 258 - 651.2 | $8 \phi \times 19 \phi \times 11$ |
| 258 - 651.3 | $8 \phi \times 19 \phi \times 11$ |

キー

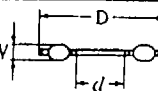


Key

|           | $d \times h \times l$  |
|-----------|------------------------|
| 188 - 025 | $5 \times 5 \times 10$ |
| 188 - 052 | $6 \times 6 \times 25$ |
| 188 - 054 | $6 \times 6 \times 32$ |
| 188 - 056 | $6 \times 6 \times 40$ |
| 188 - 072 | $8 \times 7 \times 25$ |
| 188 - 078 | $8 \times 7 \times 50$ |

スラスト

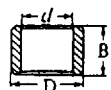
針状コロボ軸受



Thrust Needle Bearing

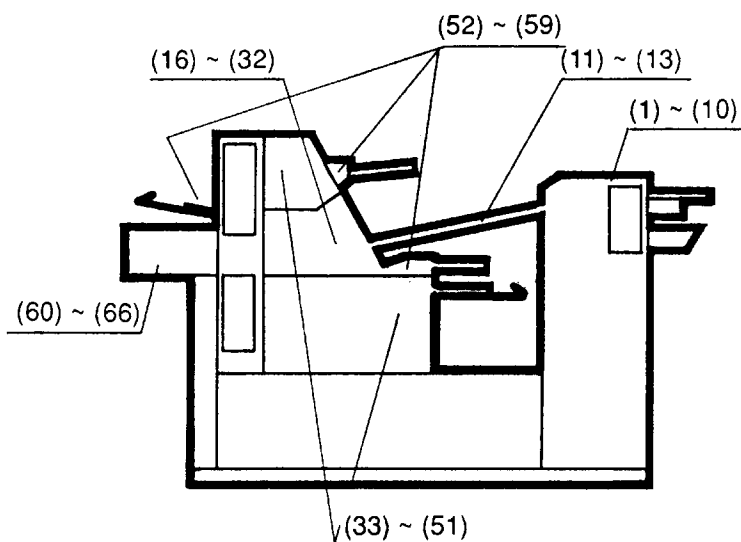
|           | $d \times D \times W$             |
|-----------|-----------------------------------|
| 258 - 350 | $10 \phi \times 24 \phi \times 2$ |
| 258 - 353 | $17 \phi \times 30 \phi \times 2$ |

インナスリーブ



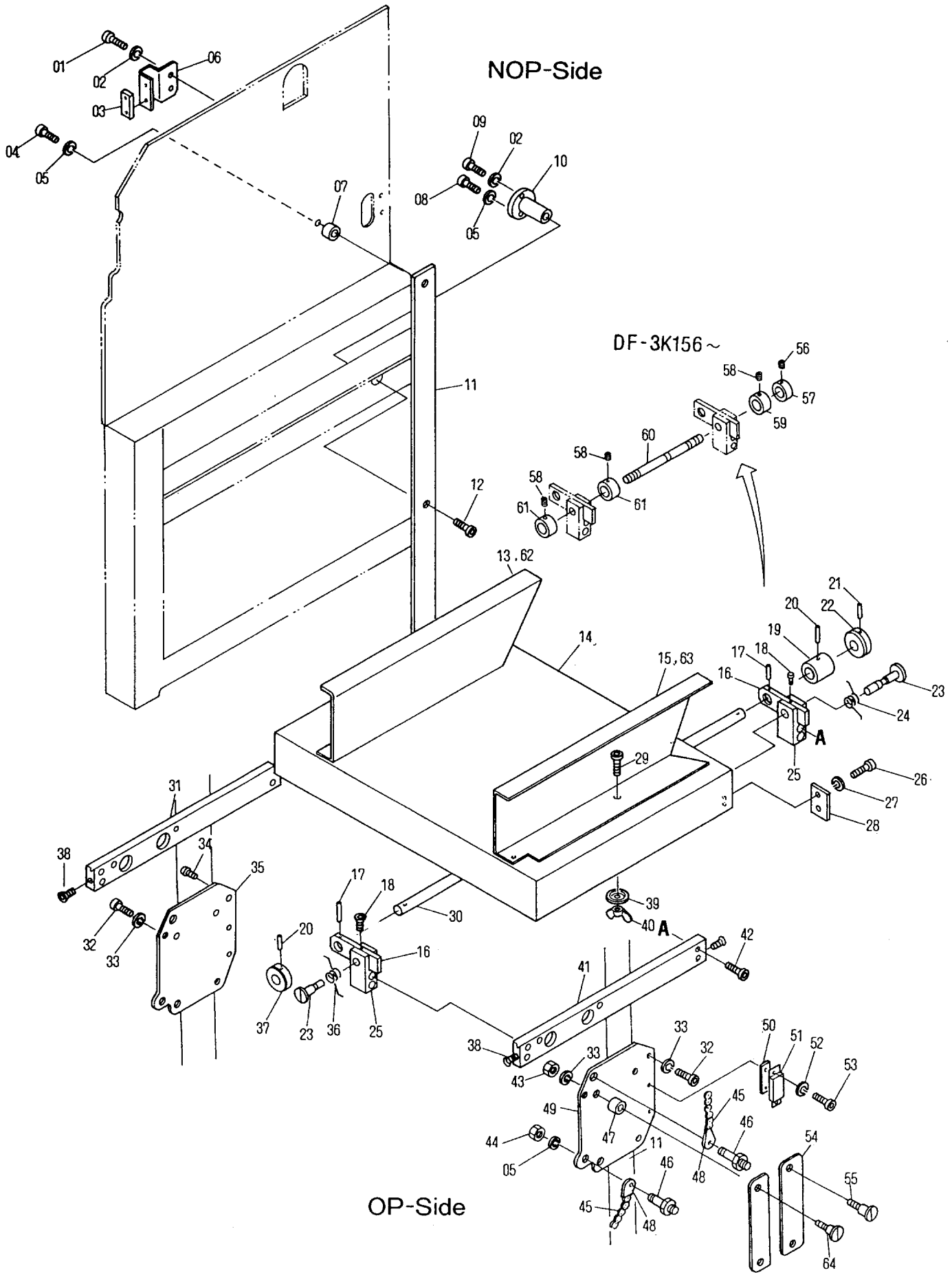
Inner Sleeve

|           | $d \times D \times B$             |
|-----------|-----------------------------------|
| 258 - 263 | $9 \phi \times 12 \phi \times 16$ |



| Section          | No.  | Description                              | Fig. No. | Page |
|------------------|------|--|----------|------|
| A Feeder Section | (1)  | Paper Table and Elevator                 | N5001    | 10   |
|                  | (2)  | Paper magazine Shifter                   | N5002    | 12   |
|                  | (3)  | Side and Back Guide                      | N5003    | 16   |
|                  | (4)  | Suction Foot and Pullout Roller          | N5004    | 20   |
|                  | (5)  | Feed Roller and Driver Pulley            | N5005    | 24   |
|                  | (6)  | Double Sheet Detector                    | N5006    | 26   |
|                  | (7)  | Paper Deflector                          | N5007    | 28   |
|                  | (8)  | Paper Elevator Mechanism                 | N5008    | 30   |
|                  | (9)  | Feeder Operating Mechanism               | N5009    | 32   |
|                  | (10) | Suction Valve and Cam                    | N5010    | 34   |
|                  | (11) | Conveyor and Jogger Side Guide           | N5011    | 38   |
|                  | (12) | Conveyor and Jogger Side Guide           | N5012    | 42   |
|                  | (13) | Skidwheel                                | N5013    | 44   |
|                  | (14) | Air Valve and Airpiping                  | N5014    | 46   |
|                  | (15) | Pump and Pump Drive Motor                | N5015    | 48   |
| B Press Section  | (16) | Main Drive and Feeder Drive Section      | N5016    | 50   |
|                  | (17) | Main Drive Section                       | N5017    | 52   |
|                  | (18) | Upper Feed Roller and Lower Feed Roller  | N5018    | 54   |
|                  | (19) | Head Stop and Paper Detector             | N5019    | 58   |
|                  | (20) | Blanket Cylinder (Lower Unit)            | N5020    | 60   |
|                  | (21) | Blanket Cylinder (Upper Unit)            | N5021    | 62   |
|                  | (22) | Plate Cylinder (Upper Unit)              | N5022    | 64   |
|                  | (23) | Plate Cylinder (Lower Unit)              | N5023    | 68   |
|                  | (24) | Vertical Register Mechanism (Upper Unit) | N5024    | 72   |
|                  | (25) | Vertical Register Mechanism (Lower Unit) | N5025    | 76   |
|                  | (26) | P-B Pressure Mechanism                   | N5026    | 80   |
|                  | (27) | Press Section                            | N5027    | 82   |
|                  | (28) | Impression Lever                         | N5028    | 84   |
|                  | (29) | Lateral Register Mechanism (Upper Unit)  | N5029    | 86   |
|                  | (30) | Connecting Parts                         | N5030    | 88   |
|                  | (31) | Single Lever Mechanism (Upper Unit)      | N5031    | 90   |
|                  | (32) | Single Lever Mechanism (Lower Unit)      | N5032    | 94   |

| Section | No.  | Description | Fig. No.   | Page  |                                  |       |     |
|---------|--|-------------|--|-------|----------------------------------|-------|-----|
| C       | Inking Section                                     | (33)        | Ink Ductor Roller and Ink Fountain                   | N5033 | 98                               |       |     |
|         |  | (34)        | Form Roller, Oscillating Roller and Idle Roller      | N5034 | 102                              |       |     |
|         |  | (35)        | Cam Shaft and Relative Parts for Side Frames         | N5035 | 106                              |       |     |
|         |  | (36)        | Ink Ductor Roller and Ink Fountain                   | N5036 | 108                              |       |     |
|         |  | (37)        | Form Roller, Osillation Roller and Idle Roller       | N5037 | 112                              |       |     |
|         |  | (38)        | Cam Shaft and Relative Parts for Side Frames         | N5038 | 116                              |       |     |
|         |  | (39)        | Ink Clean-up Attachment                              | N5039 | 120                              |       |     |
|         |  | (40)        | Dampening Frame and Roller (Integrated System)       | N5040 | 122                              |       |     |
|         |  | (41)        | Side Frame and Osillating Roller (Integrated System) | N5041 | 126                              |       |     |
|         |  | (42)        | Side Frame and Osillating Roller (Integrated System) | N5042 | 128                              |       |     |
|         |  | (43)        | Side Frame and Roller (Integrated System)            | N5043 | 134                              |       |     |
|         |  | (44)        | Side Frame (Molleton System)                         | N5044 | 136                              |       |     |
|         |  | (45)        | Ductor Osillation and Form Roller (Molleton System)  | N5045 | 140                              |       |     |
|         |  | (46)        | Ductor Osillation and Form Roller (Molleton System)  | N5046 | 144                              |       |     |
|         |  | (47)        | Ductor Osillation and Form Rollers (Molleton System) | N5047 | 148                              |       |     |
|         |  | (48)        | Dampening Fountain Bottle (Upper and Lower)          | N5048 | 152                              |       |     |
|         |  | (49)        | Blanket Cleaner (Upper Unit)                         | N5049 | 154                              |       |     |
|         |  | (50)        | Blanket Cleaner (Lower Unit)                         | N5050 | 158                              |       |     |
|         |  | (51)        | Pump for Blanket Cleaing Solvent                     | N5051 | 162                              |       |     |
|         |  | D           | Loading Section                                      | (52)  | Ejection Mechanism (Upper Unit)  | N5052 | 164 |
|         |  |             |  | (53)  | Insertion Mechanism (Upper Unit) | N5053 | 166 |
| (54)    | Master Insertion / Ejection Mechanism (Upper Unit) |             |  | N5054 | 170                              |       |     |
| (55)    | Ejection Mechanism (Upper Unit)                    |             |  | N5055 | 174                              |       |     |
| (56)    | Ejection Mechanism (Upper Unit)                    |             |  | N5056 | 176                              |       |     |
| (57)    | Insertion Mechanism (Lower Unit)                   |             |  | N5057 | 178                              |       |     |
| (58)    | Loading Mechanism (Lower Unit)                     |             |  | N5058 | 180                              |       |     |
| (59)    | Insertion / Ejection Mechanism (Lower Unit)        |             |  | N5059 | 182                              |       |     |
| (60)    | Mastertail Clamp Mechanism                         |             |  | N5060 | 185                              |       |     |
| (61)    | Master Insertion / Ejection Mechanism (Lower Unit) |             |  | N5061 | 186                              |       |     |
| E       | Delivery Section                                   | (62)        | Delivery Drive Mechanism and Paper Guide             | N5062 | 188                              |       |     |
|         |  | (63)        | Gridder Bar and Chain Guide                          | N5063 | 190                              |       |     |
|         |  | (64)        | Front Guide and Delivery Pile Guide                  | N5064 | 192                              |       |     |
|         |  | (65)        | Related Parts for Delivery Pile Ratchet Plate        | N5065 | 196                              |       |     |
|         |  | (66)        | Back Togger  | N5066 | 198                              |       |     |
|         |  | (67)        | Delivery Tray  | N5067 | 200                              |       |     |
|         |  | (68)        | Air Shower and Anti-Static Bar Spray Bottle          | N5068 | 202                              |       |     |
| F       | Spreader   | (69)        | Spreader   | N5069 | 204                              |       |     |
| G       | Lubricant Piping                                   | (70)        | Lubricant Piping (NOP-S)                             | N5070 | 206                              |       |     |
|         |  | (71)        | Lubricant Piping (OP-S)                              | N5071 | 208                              |       |     |
| H       | Base Frame   | (72)        | Base Frame   | N5072 | 210                              |       |     |
| I       | Cover Section                                      | (73)        | Cover (OP-S)   | N5073 | 212                              |       |     |
|         |  | (74)        | Cover (NOP-S)  | N5074 | 214                              |       |     |
| J       | Tools  | (75)        | Planger-Can and Set of Tools                         | N5075 | 218                              |       |     |
| K       | Electric Section                                   | (76)        | Operation Panel                                      | N5076 | 220                              |       |     |
|         |  | (77)        | Operation Panel                                      | N5077 | 222                              |       |     |
|         |  | (78)        | Control Box  | N5078 | 224                              |       |     |
|         |  | (79)        | Arrangement for Electric Components (OP-S)           | N5079 | 226                              |       |     |
|         |  | (80)        | Arrangement for Electric Components (NOP-S)          | N5080 | 228                              |       |     |
|         |  | (81)        | Control Box  | N5081 | 230                              |       |     |
|         |  | (82)        | Oscillating Roller                                   | N5082 | 232                              |       |     |
|         |  | (83)        | Cover Section (for North America)                    | N5083 | 234                              |       |     |





**Feed Section  
Paper Table and Elevator**

**N5001**

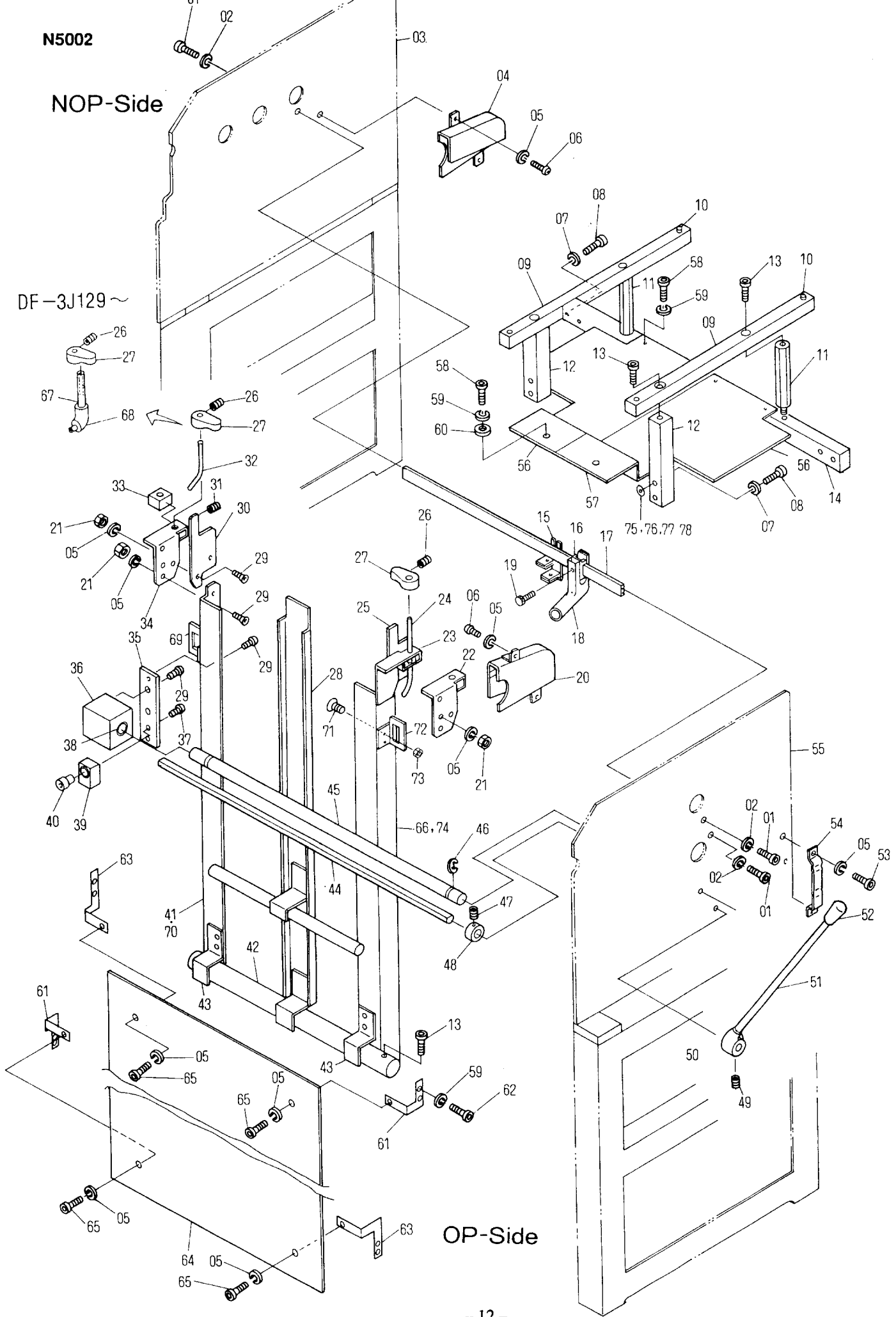
| INDEX No. | Parts No.  | Description                      | Remarks   | Units Per Assy |    |
|-----------|------------|----------------------------------|-----------|----------------|----|
| 01        | 117-515    | Screw                            |           | 1              |    |
| 02        | 180-105    | Lock Washer                      |           | 9              |    |
| 03        | E10-12-3   | Lead Switch                      |           | 1              |    |
| 04        | 117-470    | Screw                            |           | 2              |    |
| 05        | 180-108    | Lock Washer                      |           | 29             |    |
| 06        | 6801-08073 | Magnet Bracket                   |           | 1              |    |
| 07        | 6801-08029 | Spacer                           |           | 2              |    |
| 08        | 117-489    | Screw                            |           | 4              |    |
| 09        | 117-512    | Screw                            |           | 8              |    |
| 10        | 6801-08074 | Spacer                           |           | 4              |    |
| 11        | 6801-08005 | Guide Rail                       |           | 2              |    |
| 12        | 117-358    | Screw                            |           | 2              |    |
| 13        | 6801-08097 | Paper Table Bracket              | Old Type  | NOP-S          | 2  |
| 14        | 6801-08001 | Paper Table Support Frame        |           |                | 2  |
| 15        | 6801-08098 | Paper Table Bracket              | Old Type  | OP-S           | 2  |
| 16        | 6801-08025 | Link                             |           |                | 4  |
| 17        | 183-243    | Roll Pin                         |           |                | 4  |
| 18        | 145-404    | Set Screw                        |           |                | 4  |
| 19        | 6801-08021 | Collar                           | Old Type  |                | 4  |
| 20        | 183-185    | Roll Pin                         |           |                | 4  |
| 21        | 183-187    | Roll Pin                         |           |                | 2  |
| 22        | 6801-08023 | Collar                           | Old Type  |                | 2  |
| 23        | 6801-08033 | Pin                              |           |                | 4  |
| 24        | 6801-08031 | Spring                           |           |                | 2  |
| 25        | 6801-08020 | Block                            |           |                | 4  |
| 26        | 117-408    | Screw                            |           |                | 8  |
| 27        | 180-104    | Lock Washer                      |           |                | 8  |
| 28        | 6801-08028 | Plate                            |           |                | 4  |
| 29        | H12-15-3   | Screw                            |           |                | 4  |
| 30        | 6801-08096 | Shaft                            | Old Type  |                | 2  |
| 31        | 6801-08114 | Spreader                         |           | NOP-S          | 1  |
| 32        | 117-362    | Screw                            |           |                | 3  |
| 33        | 180-106    | Lock Washer                      |           |                | 11 |
| 34        | 122-160    | Screw                            |           |                | 1  |
| 35        | 6801-08113 | Bracket                          |           | NOP-S          | 1  |
| 36        | 6801-08030 | Spring                           |           |                | 2  |
| 37        | 6801-08101 | Collar                           | Old Type  |                | 2  |
| 38        | 122-108    | Screw                            |           |                | 4  |
| 39        | H12-16-3   | Washer                           |           |                | 4  |
| 40        | 163-105    | Wing Nut                         |           |                | 4  |
| 41        | 6801-08114 | Spreader                         |           |                | 1  |
| 42        | 117-518    | Screw                            |           |                | 8  |
| 43        | I18-60-3   | Nut                              |           |                | 8  |
| 44        | 170-108    | Nut                              |           |                | 4  |
| 45        | 6801-08071 | Chain                            |           |                | 2  |
| 46        | 6801-08032 | Chain Lock Stud                  |           |                | 4  |
| 47        | 250-108.6  | Bearing                          |           |                | 8  |
| 48        | H09-27-3   | Elevator Chain Connecting Eyelet |           |                | 4  |
| 49        | 6801-08002 | Plate                            |           |                | 1  |
| 50        | 6801-08072 | Bracket                          |           |                | 1  |
| 51        | E10-14-3   | Magnet                           |           |                | 1  |
| 52        | 180-103    | Lock Washer                      |           |                | 2  |
| 53        | 117-312    | Screw                            |           |                | 2  |
| 54        | 6801-08024 | Plate                            |           |                | 4  |
| 55        | 6801-08034 | Bearing Pin                      |           |                | 8  |
| 56        | 145-406    | Set Screw                        | DF-3K156- |                | 1  |
| 57        | 6801-08127 | Collar                           | DF-3K156- |                | 1  |
| 58        | 145-405    | Set Screw                        | DF-3K156- |                | 3  |
| 59        | 6801-08131 | Collar                           | DF-3K156- |                | 1  |
| 60        | 6801-08128 | Shaft                            | DF-3K156- |                | 1  |
| 61        | 6801-08129 | Collar                           | DF-3K156- |                | 2  |
| 62        | 6901-08009 | Paper Table Bracket              | New Type  | NOP-S          | 1  |
| 63        | 6901-08010 | Paper Table Brakcet              | New Type  | OP-S           | 1  |
| 64        | 6801-08024 | Bearing Pin                      |           |                | 1  |
| 65        |            |                                  |           |                |    |
| 66        |            |                                  |           |                |    |
| 67        |            |                                  |           |                |    |
| 68        |            |                                  |           |                |    |
| 69        |            |                                  |           |                |    |
| 70        |            |                                  |           |                |    |

**A**

N5002

NOP-Side

DF-3J129 ~



**Feed Section  
Paper Magazine Shifter**

**N5002**

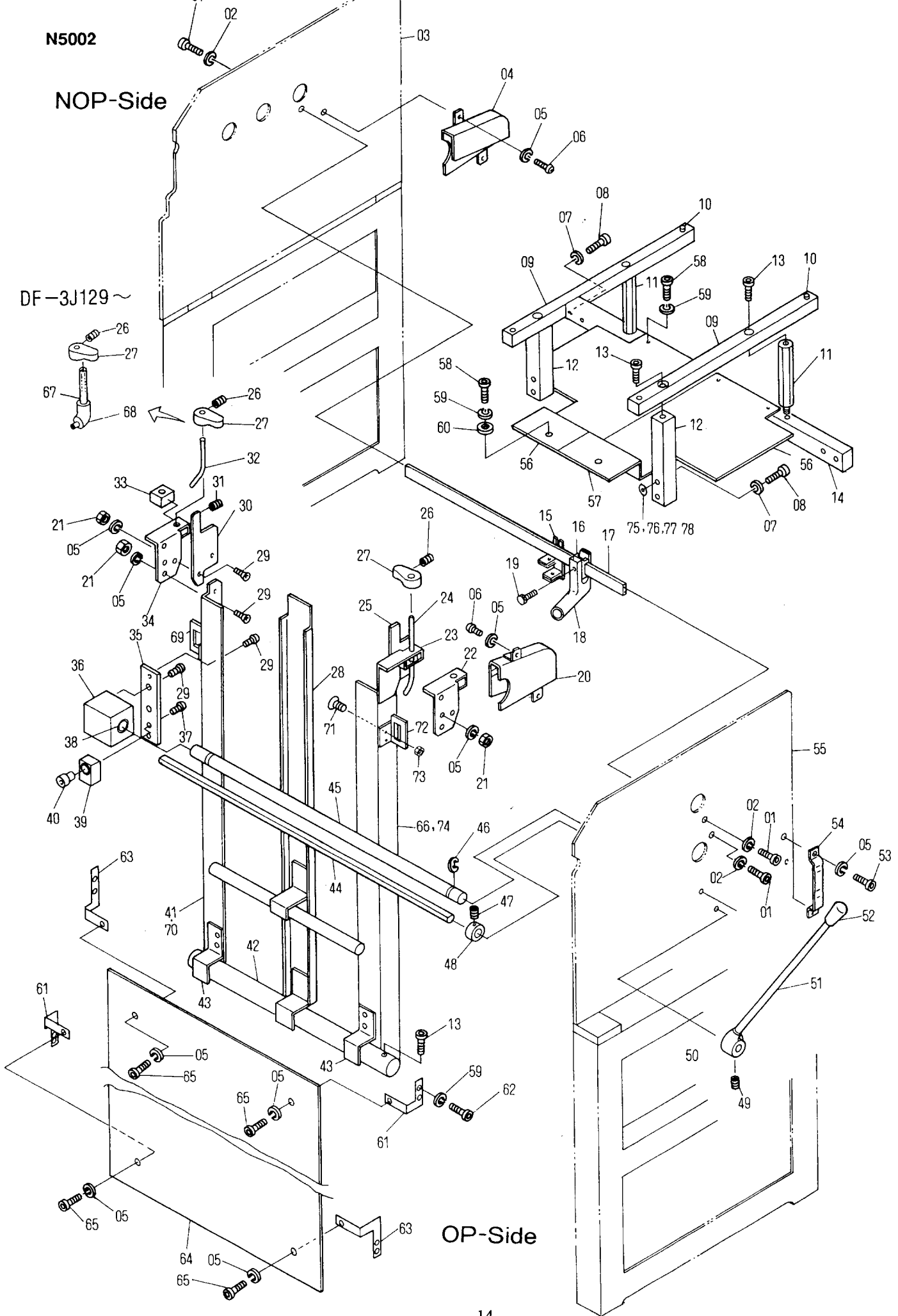
| INDEX No. | Parts No.   | Description                            | Remarks   | Units Per Assy |
|-----------|-------------|--|-----------|----------------|
| 01        | 117-415     | Screw                                  |           | 4              |
| 02        | 180-104     | Lock Washer                            |           | 4              |
| 03        | 6801-01003  | Feeder Side Frame                      | NOP-S     | 1              |
| 04        | 6805-02048  | Cover                                  | NOP-S     | 1              |
| 05        | 180-105     | Lock Washer                            |           | 16             |
| 06        | 125-708     | Screw                                  |           | 4              |
| 07        | 180-108     | Washer                                 |           | 8              |
| 08        | 117-480     | Screw                                  |           | 8              |
| 09        | 6801-08010  | Spreader                               |           | 2              |
| 10        | 117-358     | Screw                                  |           | 2              |
| 11        | 6801-08041  | Stud Bolt                              |           | 2              |
| 12        | 6801-08040  | Stud                                   |           | 2              |
| 13        | 117-470     | Screw                                  |           | 6              |
| 14        | 6801-08006  | Spreader                               |           | 1              |
| 15        | CK05-33     | Sheet Separator Bracket                |           | 4              |
| 16        | H11-29-3    | Blower Nozzle Bracket                  |           | 2              |
| 17        | 6801-05032  | Cross Bar                              |           | 1              |
| 18        | H11-27-1A-3 | Blower Nozzle                          |           | 2              |
| 19        | H11-34-3    | Thumb Screw                            |           | 6              |
| 20        | 6805-02047  | Cover                                  | OP-S      | 1              |
| 21        | 170-105     | Nut                                    |           | 12             |
| 22        | 6801-08018  | Bracket                                | OP-S      | 1              |
| 23        | 6801-08018A | Bracket                                |           |                |
| 24        | 6801-08106  | Blower Nozzle                          |           | 1              |
| 25        | 6801-08012  | Guide Bracket                          | OP-S      | 1              |
| 26        | 145-505     | Set Screw                              |           | 4              |
| 27        | CK06-29     | Blower Nozzle Knob                     |           | 2              |
| 28        | 6801-08007  | Paper Magazine Center Guide Channel    |           | 1              |
| 29        | 122-115     | Screw                                  |           | 14             |
| 30        | 6801-08013  | Guide Bracket                          | NOP-S     | 1              |
| 31        | 6801-08094  | Spring                                 |           | 2              |
| 32        | 6801-08107  | Blower Nozzle                          | Old Type  | 1              |
| 33        | 6801-08095  | Block                                  |           | 2              |
| 34        | 6801-08019A | Bracket                                | NOP-S     | 1              |
| 35        | 6801-08016  | Plate                                  |           | 2              |
| 36        | 6801-08017  | Block                                  |           | 2              |
| 37        | 122-165     | Screw                                  |           | 2              |
| 38        | CK04-39     | Bushing                                |           | 4              |
| 39        | H12-33-3    | Block                                  |           | 2              |
| 40        | H12-34-01-3 | Nut                                    |           | 2              |
| 41        | 6801-08009  | Paper Magazine Guide                   | NOP-S     | 1              |
| 42        | 6801-08011  | Base Spreader                          |           | 1              |
| 43        | 6801-08015  | Bracket                                |           | 2              |
| 44        | 6801-08039  | Magazine Head Channel Lock Shaft       |           | 1              |
| 45        | 6801-08004  | Shaft                                  |           | 1              |
| 46        | 181-412     | E-Ring                                 |           | 2              |
| 47        | 145-506     | Set Screw                              |           | 1              |
| 48        | H38-20-3    | Collar                                 |           | 1              |
| 49        | 145-505     | Set Screw                              |           | 1              |
| 50        | 6801-08111  | Lever Bracket                          |           | 1              |
| 51        | H12-31-3    | Magazine Head Channel Lock Shaft Lever |           | 1              |
| 52        | H12-30-3    | Magazine Head Channel Lock Lever Knob  |           | 1              |
| 53        | 117-508     | Screw                                  |           | 2              |
| 54        | 5801-08059  | Plate Spring                           |           | 1              |
| 55        | 6801-01002  | Feeder Side Frame                      | OP-S      | 1              |
| 56        | 6805-01012  | Plate                                  |           | 1              |
| 57        | 6805-01013  | Plate                                  |           | 1              |
| 58        | 117-360     | Screw                                  |           | 14             |
| 59        | 180-106     | Lock Washer                            |           | 2              |
| 60        | 184-106     | Flat Washer                            |           | 2              |
| 61        | 6805-01010  | Bracket                                |           | 2              |
| 62        | 117-362     | Screw                                  |           | 8              |
| 63        | 6805-01011  | Bracket                                |           | 2              |
| 64        | 6805-01009  | Cover                                  |           | 1              |
| 65        | 117-510     | Screw                                  |           | 4              |
| 66        | 6801-08008  | Paper Magazine Guide                   | OP-S      | 1              |
| 67        | 6801-08122  | Blower Nozzle                          | DF-3J129~ | 2              |
| 68        | 6801-08124  | Hose Joint                             | DF-3J129~ | 2              |
| 69        | 6801-08125  | Guide                                  | DF-3J129~ | 1              |
| 70        | 6801-08119  | Paper Magazine Guide                   | DF-3J129~ | 1              |

**A**

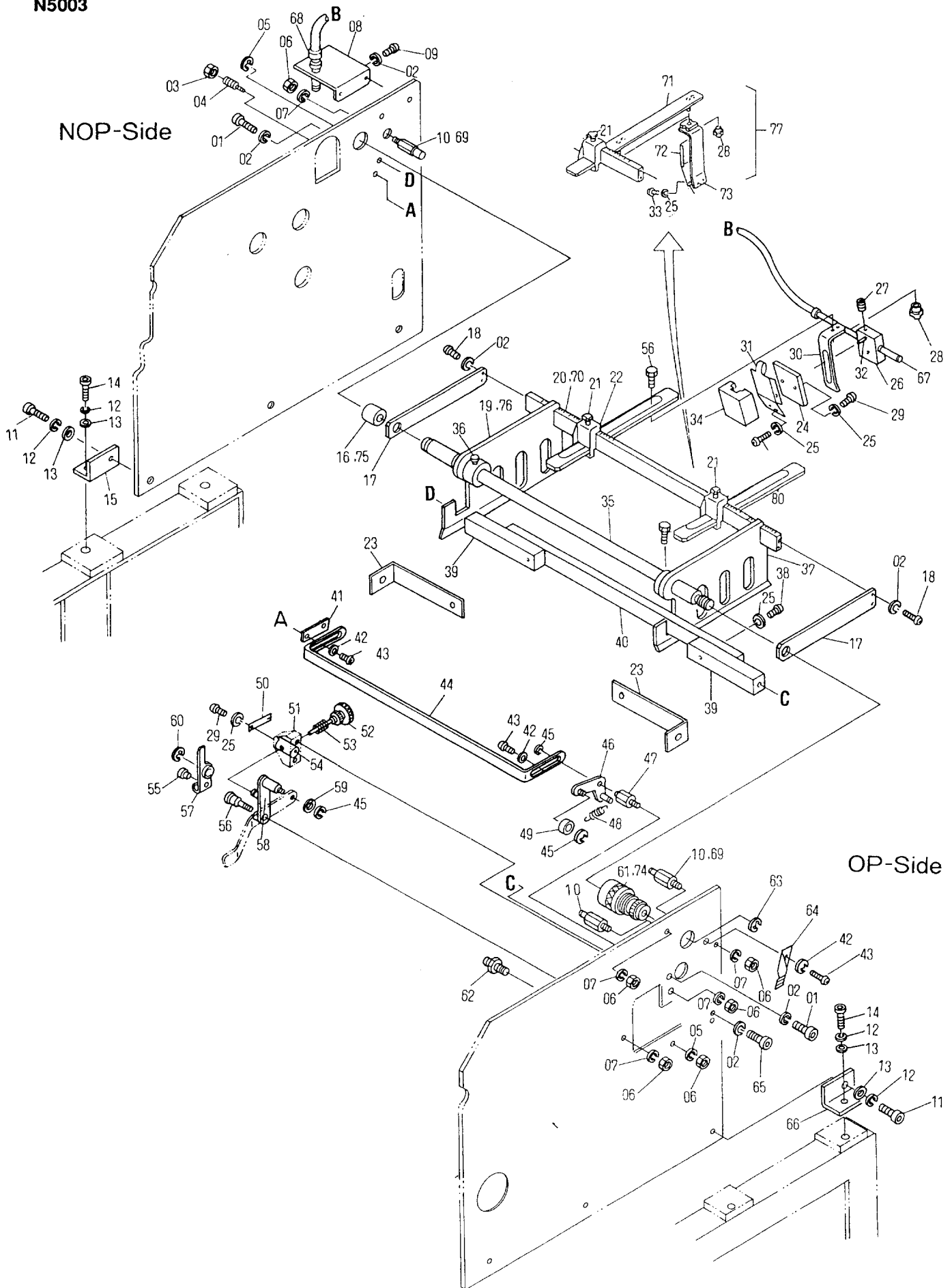
N5002

NOP-Side

DF-3J129~





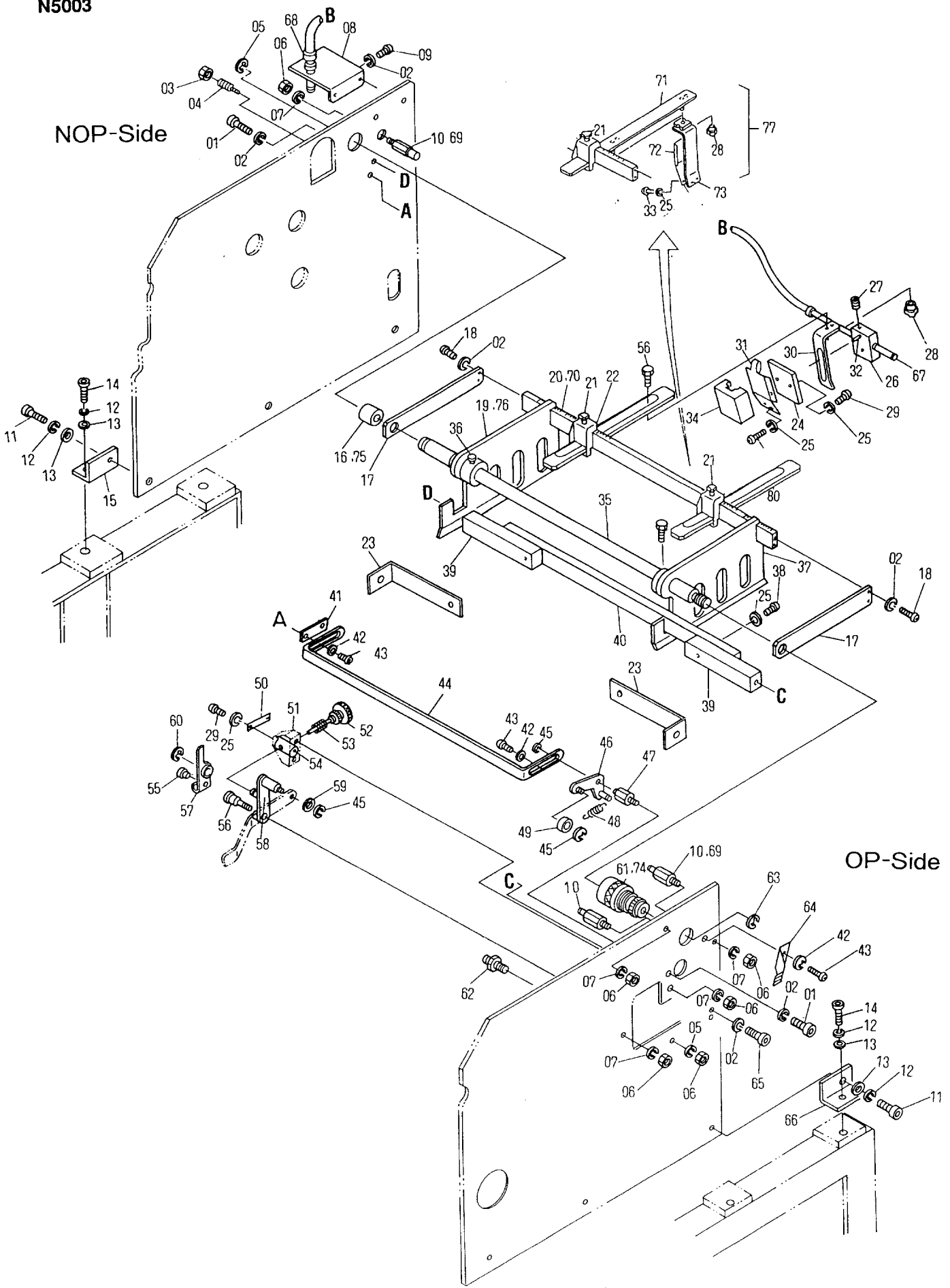


**Feed Section  
Side and Back Guide**

**N5003**

| INDEX No. | Parts No.   | Description                           | Remarks  | Units Per Assy |
|-----------|-------------|---------------------------------------|----------|----------------|
| 01        | 125-712     | Screw                                 |          | 2              |
| 02        | 180-105     | Lock Washer                           |          | 10             |
| 03        | 170-108     | Nut                                   |          | 1              |
| 04        | CK05-11     | Shoulder Screw                        |          | 1              |
| 05        | 181-412     | E-Ring                                |          | 1              |
| 06        | 170-106     | Nut                                   |          | 6              |
| 07        | 180-106     | Lock Washer                           |          | 6              |
| 08        | 6801-12004  | Bracket                               |          | 1              |
| 09        | 125-710     | Screw                                 |          | 2              |
| 10        | 6801-06013  | Pin                                   | Old Type | 3              |
| 11        | 117-475     | Screw                                 |          | 6              |
| 12        | 180-108     | Lock Washer                           |          | 12             |
| 13        | 184-108     | Flat Washer                           |          | 12             |
| 14        | 117-470     | Screw                                 |          | 6              |
| 15        | 5105-01006  | Angle                                 | NOP-S    | 3              |
| 16        | 6801-06012  | Collar                                | Old Type | 1              |
| 17        | CK05-03     | Feeder Pile Guide Support Arm         |          | 2              |
| 18        | 125-515     | Screw                                 |          | 4              |
| 19        | CK05-01     | Feeder Pile Guide                     | Old Type | NOP-S          |
| 20        | 6801-06006  | Guide Support Cross Bar               | Old Type | 1              |
| 21        | KC05-33     | Thumb Screw                           |          | 1              |
| 22        | EH11-12     | Mounting Bracket                      |          | 1              |
| 23        | 6901-06013  | Bracket                               |          | 2              |
| 24        | CK05-35     | Plate                                 |          | 1              |
| 25        | 180-104     | Lock Washer                           |          | 9              |
| 26        | CK05-14     |                                       |          | 5              |
| 27        | 145-510     | Set Screw                             |          | 1              |
| 28        | KC05-34     | Back Guide Knob                       |          | 2              |
| 29        | 125-656     | Screw                                 |          | 2              |
| 30        | CK05-16A    | Tail Guide                            |          | 1              |
| 31        | CK05-36     | Plate Spring                          |          | 1              |
| 32        | 183-243     | Roll Pin                              |          | 1              |
| 33        | 125-655     | Screw                                 |          | 2              |
| 34        | CK05-38     | Weight                                |          | 1              |
| 35        | 6801-06029  | Feeder Pile Guide Slide Shaft         |          | 1              |
| 36        | 6901-06015A | Adjusting Knob                        |          | 2              |
| 37        | 6801-06002  | Feeder File Guide                     | Old Type | OP-S           |
| 38        | 125-675     | Screw                                 |          | 2              |
| 39        | 6801-06014  | Bracket                               | Old Type | 2              |
| 40        | E11-02-04-6 | Anti-Static Bar                       |          |                |
| 41        | CK05-29     | Height Control Bar Connecting Link    |          | 1              |
| 42        | 184-105     | Flat Washer                           |          | 5              |
| 43        | 125-708     | Screw                                 |          | 4              |
| 44        | 6801-06007  | Height Control Bar                    |          | 1              |
| 45        | 181-404     | E-Ring                                |          | 3              |
| 46        | CK05-28A    | Height Control Lever Assy             |          | 1              |
| 47        | 6801-06019  | Pivot Stud                            |          | 1              |
| 48        | H06-16-02-3 | Spring                                |          | 1              |
| 49        | 6801-06022  | Bearing                               |          | 2              |
| 50        | CK05-30     | Flat Spring                           |          | 1              |
| 51        | H06-32-3    | Adjusting Knob Guide Block            |          | 1              |
| 52        | CK05-32A    | Adjusting Knob for Height Control     |          | 1              |
| 53        | H06-31-3    | Spring                                |          | 1              |
| 54        | CK05-31     | Adjusting Knob Guide Block Swivel Pin |          | 1              |
| 55        | H06-28-3    | Height Control Adjusting Swivel Pin   |          | 1              |
| 56        | H06-17-3    | Shoulder Screw                        |          | 1              |
| 57        | H06-26-1C-3 | Height Control Intermediate Lever     |          | 1              |
| 58        | CK05-22A    | Height Control Prive Lever Assy       |          | 1              |
| 59        | 184-106     | Flat Washer                           |          | 1              |
| 60        | 181-406     | E-Ring                                |          | 1              |
| 61        | 6801-06011  | Guide Adjustment Micro-Control Knob   |          | 1              |
| 62        | 6801-06017  | Spring Pin                            |          | 1              |
| 63        | 181-419     | E-Ring                                |          | 1              |
| 64        | 6801-06023  | Flat Spring                           |          | 1              |
| 65        | 117-515     | Screw                                 |          | 2              |
| 66        | 5105-01005  | Angle                                 |          | 6              |
| 67        | CK05-17A    | Blower Nozzle                         |          | 1              |
| 68        | 5103-09104  | Hose Joint                            |          | 1              |
| 69        | 6901-06005  | Pin                                   |          | 2              |
| 70        | 6901-06003  | Guide Support Cross Bar               |          | 1              |

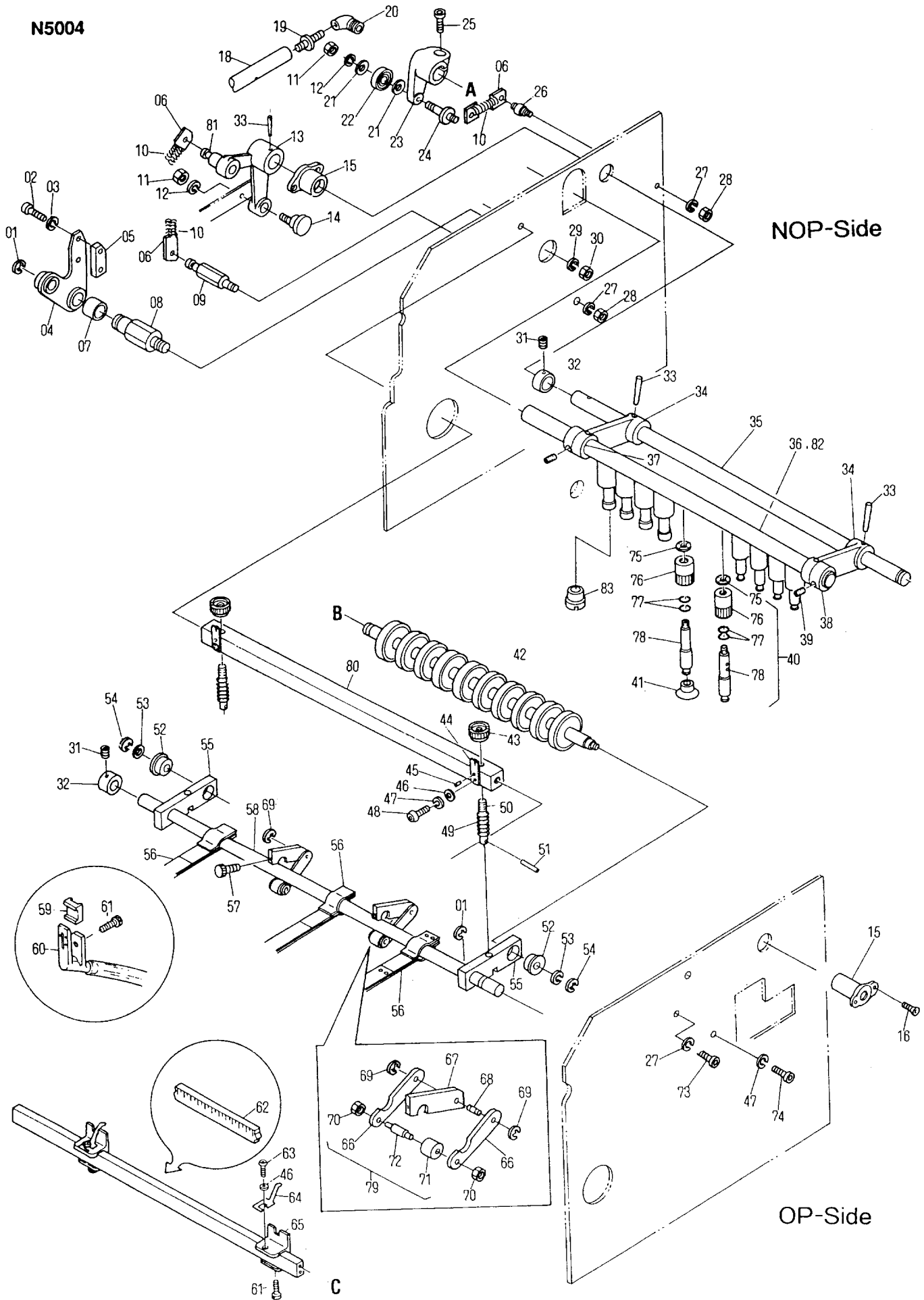
**A**







N5004



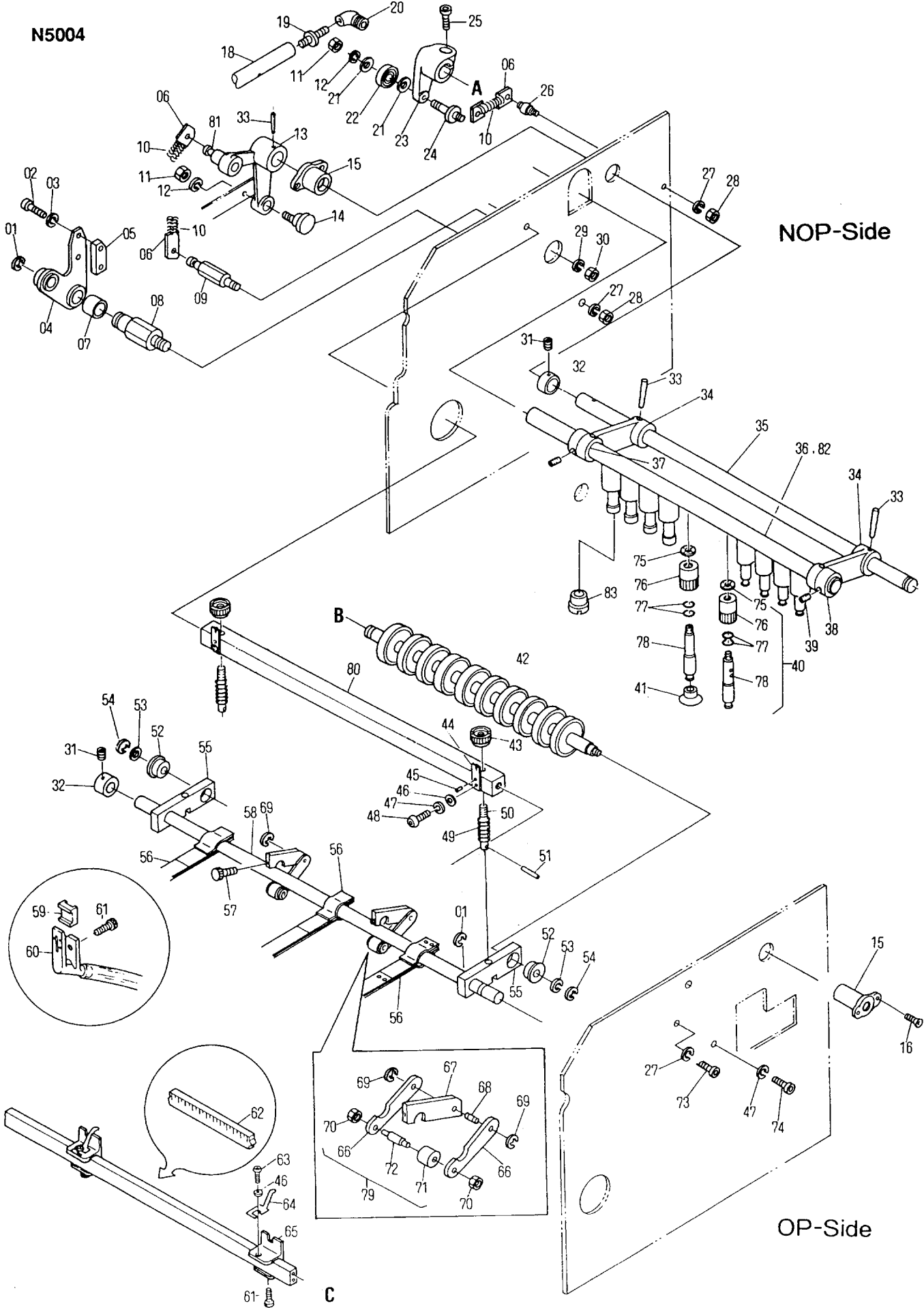
**Feed Section  
Suction Foot and Pullout Roller**

**N5004**

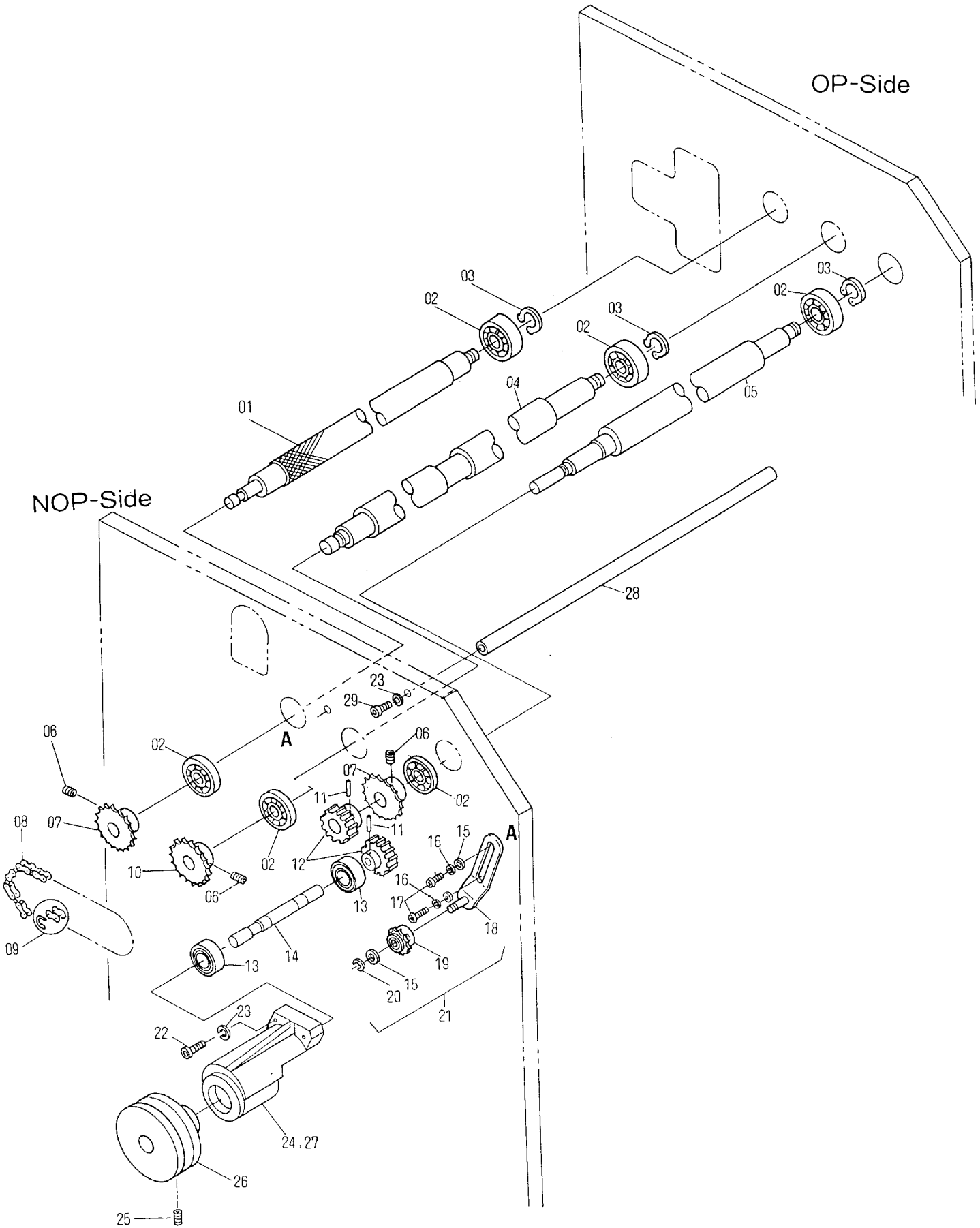
| INDEX No. | Parts No.   | Description                | Remarks        | Units Per Assy |
|-----------|-------------|----------------------------|----------------|----------------|
| 01        | 181-412     | E-Ring                     |                | 1              |
| 02        | 117-362     | Screw                      |                | 2              |
| 03        | 180-106     | Lock Washer                |                | 2              |
| 04        | 6801-05006B | Lever                      |                | 1              |
| 05        | CK08-61     | Plate Cam                  |                | 1              |
| 06        | CM11-47     | Spring Hook                |                | 4              |
| 07        | 5803-12015  | Bushing                    | Included in 04 | 1              |
| 08        | 6801-05014  | Stud Pin                   |                | 1              |
| 09        | 6801-05017  | Stud Bolt                  |                | 1              |
| 10        | CM11-02     | Spring                     |                | 2              |
| 11        | 170-106     | Nut                        |                | 2              |
| 12        | 180-106     | Lock Washer                |                | 2              |
| 13        | 6801-05003  | Lever                      |                | 1              |
| 14        | CK08-09     | Eccentric Pin              |                | 1              |
| 15        | 6801-05018  | Bushing Bracket            |                | 4              |
| 16        | 122-110     | Screw                      |                | 2              |
| 18        | CK02-45     | Hose                       |                | 1              |
| 19        | 5801-05042  | Hose Joint                 |                | 1              |
| 20        | 5801-05041  | Elbow                      |                | 1              |
| 21        | 184-106.3   | Flat Washer                |                | 2              |
| 22        | 250-126.6   | Bearing                    |                | 1              |
| 23        | CK02-30     | Suction Foot Operating Arm |                | 1              |
| 24        | 6801-05016  | Stud Bolt                  |                | 1              |
| 25        | 117-468     | Screw                      |                | 1              |
| 26        | 6801-05031  | Spring Pin                 |                | 1              |
| 27        | 180-108     | Lock Washer                |                | 2              |
| 28        | 170-108     | Nut                        |                | 2              |
| 29        | 180-112     | Lock Washer                |                | 1              |
| 30        | 170-112     | Nut                        |                | 1              |
| 31        | 145-505     | Set Screw                  |                | 1              |
| 32        | M05-37-3    | Collar                     |                | 1              |
| 33        | 182-169     | Taper Pin                  |                | 3              |
| 34        | 6801-05064A | Pilot Shaft Bracket        |                | 2              |
| 35        | 6801-05002  | Suction Pilot Shaft        |                | 1              |
| 36        | 6801-05067  | Suction Pilot Shaft        | Old Type       | 1              |
| 37        | 6801-05063  | Bushing                    | Included in 34 | 2              |
| 38        | CK02-37     | Collar                     |                | 2              |
| 39        | 145-356     | Set Screw                  |                | 2              |
| 40        | CK02-12A    | Suction Pilot Assy         |                | 10             |
| 41        | CK02-77     | Sucker                     |                | 10             |
| 42        | 6801-02024  | Upper Pullout Roller       |                | 1              |
| 43        | 6801-02023  | Knob                       |                | 2              |
| 44        | CK02-66     | Flat Spring                |                | 2              |
| 45        | 183-178     | Roll Pin                   |                | 2              |
| 46        | 184-104     | Flat Washer                |                | 6              |
| 47        | 180-104     | Lock Washer                |                | 2              |
| 48        | 125-656     | Screw                      |                | 2              |
| 49        | 6801-02019  | Spring                     |                | 2              |
| 50        | 6801-02017  | Pin                        |                | 2              |
| 51        | 183-182     | Roll Pin                   |                | 2              |
| 52        | 5102-14029  | Bearing                    |                | 2              |
| 53        | 184-108     | Flat Washer                |                | 2              |
| 54        | 181-406     | E-Ring                     |                | 2              |
| 55        | 6801-02016  | Arm                        |                | 2              |
| 56        | 6801-10058A | Paper Retainer             |                | 3              |
| 57        | CP18-64     | Thumb Screw                |                | 2              |
| 58        | 6801-02004  | Spreader                   |                | 1              |
| 59        | H11-29-3    | Bracket                    |                | 2              |
| 60        | H11-27-1A-3 | Front Blower Nozzle        |                | 2              |
| 61        | H11-34-3    | Thumb Screw                |                | 6              |
| 62        | 6801-05032  | Spreader                   |                | 1              |
| 63        | 125-655     | Screw                      |                | 4              |
| 64        | H11-25-3    | Flat Spring                |                | 4              |
| 65        | CK05-33     | Sheet Separator Bracket    |                | 4              |
| 66        | 6801-02021  | Guide Roller Plate         |                | 4              |
| 67        | 6801-02020  | Guide Roller Arm           |                | 2              |
| 68        | 5101-02030  | Pin                        |                | 2              |
| 69        | 181-404     | E-Ring                     |                | 4              |
| 70        | C-216A-01   | Nut                        |                | 2              |

**A**

N5004







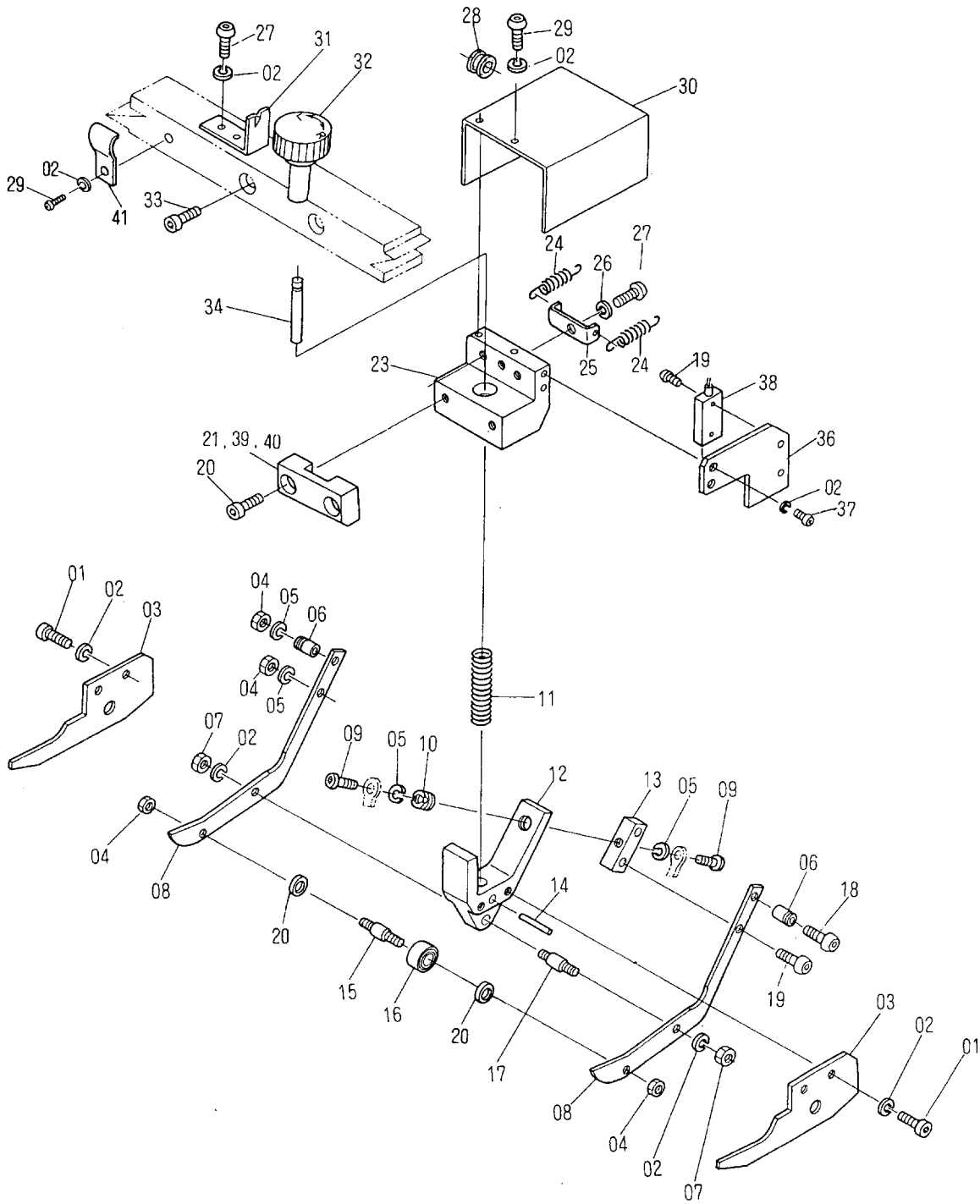
**Feed Section  
Feed Roller and Drive Pully**

**N5005**

| INDEX No. | Parts No.   | Description                          | Remarks     | Units Per Assy |
|-----------|-------------|--------------------------------------|-------------|----------------|
| 01        | 6801-02026  | Lower Pull Out Roller                |             | 1              |
| 02        | 250-201.8   | Bearing                              |             | 6              |
| 03        | 181-012     | C-Ring                               |             | 3              |
| 04        | 6801-02006  | Forward Roller                       |             | 1              |
| 05        | 6801-02007  | Lower Feed Roller                    |             | 1              |
| 06        | 145-356     | Set Screw                            |             | 4              |
| 07        | 6801-02012  | Lower Pull Out Roller Drive Sprocket |             | 2              |
| 08        | 6801-02011  | Chain                                |             | 1              |
| 09        | 280-000.2   | Chain Connecting Link                |             | 1              |
| 10        | 6801-02013  | Forward Roller Drive Sprocket        |             | 1              |
| 11        | 183-185     | Roll Pin                             |             | 2              |
| 12        | 5203-11029  | Gear                                 |             | 2              |
| 13        | 250-202.8   | Bearing                              |             | 2              |
| 14        | 6801-02009  | Shaft                                |             | 1              |
| 15        | 184-106     | Flat Washer                          |             | 3              |
| 16        | 180-106     | Lock Washer                          |             | 2              |
| 17        | 117-362     | Screw                                |             | 2              |
| 18        | 6801-02010A | Idle Sprocket Bracket                |             | 1              |
| 19        | CK02-90     | Idle Sprocket                        |             | 1              |
| 20        | 181-404     | E-Ring                               |             | 1              |
| 21        | 6801-02010B | Idle Sprocket Bracket Assy           | (15, 18-20) | 1              |
| 22        | 117-470     | Screw                                |             | 3              |
| 23        | 180-108     | Lock Washer                          |             | 3              |
| 24        | 6801-02003  | Bracket                              | -DF-3F056   | 1              |
| 25        | 145-358     | Set Screw                            |             | 1              |
| 26        | 6801-02025  | Pulley                               |             | 1              |
| 27        | 6801-02027  | Bracket                              | DF-3F057~   | 1              |
| 28        | 6802-01005  | Spreader                             |             | 1              |
| 29        | 117-480     | Screw                                |             | 1              |
| 30        |             |                                      |             |                |
| 31        |             |                                      |             |                |
| 32        |             |                                      |             |                |
| 33        |             |                                      |             |                |
| 34        |             |                                      |             |                |
| 35        |             |                                      |             |                |
| 36        |             |                                      |             |                |
| 37        |             |                                      |             |                |
| 38        |             |                                      |             |                |
| 39        |             |                                      |             |                |
| 40        |             |                                      |             |                |
| 41        |             |                                      |             |                |
| 42        |             |                                      |             |                |
| 43        |             |                                      |             |                |
| 44        |             |                                      |             |                |
| 45        |             |                                      |             |                |
| 46        |             |                                      |             |                |
| 47        |             |                                      |             |                |
| 48        |             |                                      |             |                |
| 49        |             |                                      |             |                |
| 50        |             |                                      |             |                |
| 51        |             |                                      |             |                |
| 52        |             |                                      |             |                |
| 53        |             |                                      |             |                |
| 54        |             |                                      |             |                |
| 55        |             |                                      |             |                |
| 56        |             |                                      |             |                |
| 57        |             |                                      |             |                |
| 58        |             |                                      |             |                |
| 59        |             |                                      |             |                |
| 60        |             |                                      |             |                |
| 61        |             |                                      |             |                |
| 62        |             |                                      |             |                |
| 63        |             |                                      |             |                |
| 64        |             |                                      |             |                |
| 65        |             |                                      |             |                |
| 66        |             |                                      |             |                |
| 67        |             |                                      |             |                |
| 68        |             |                                      |             |                |
| 69        |             |                                      |             |                |
| 70        |             |                                      |             |                |

**A**

35(01~34, 36~38)





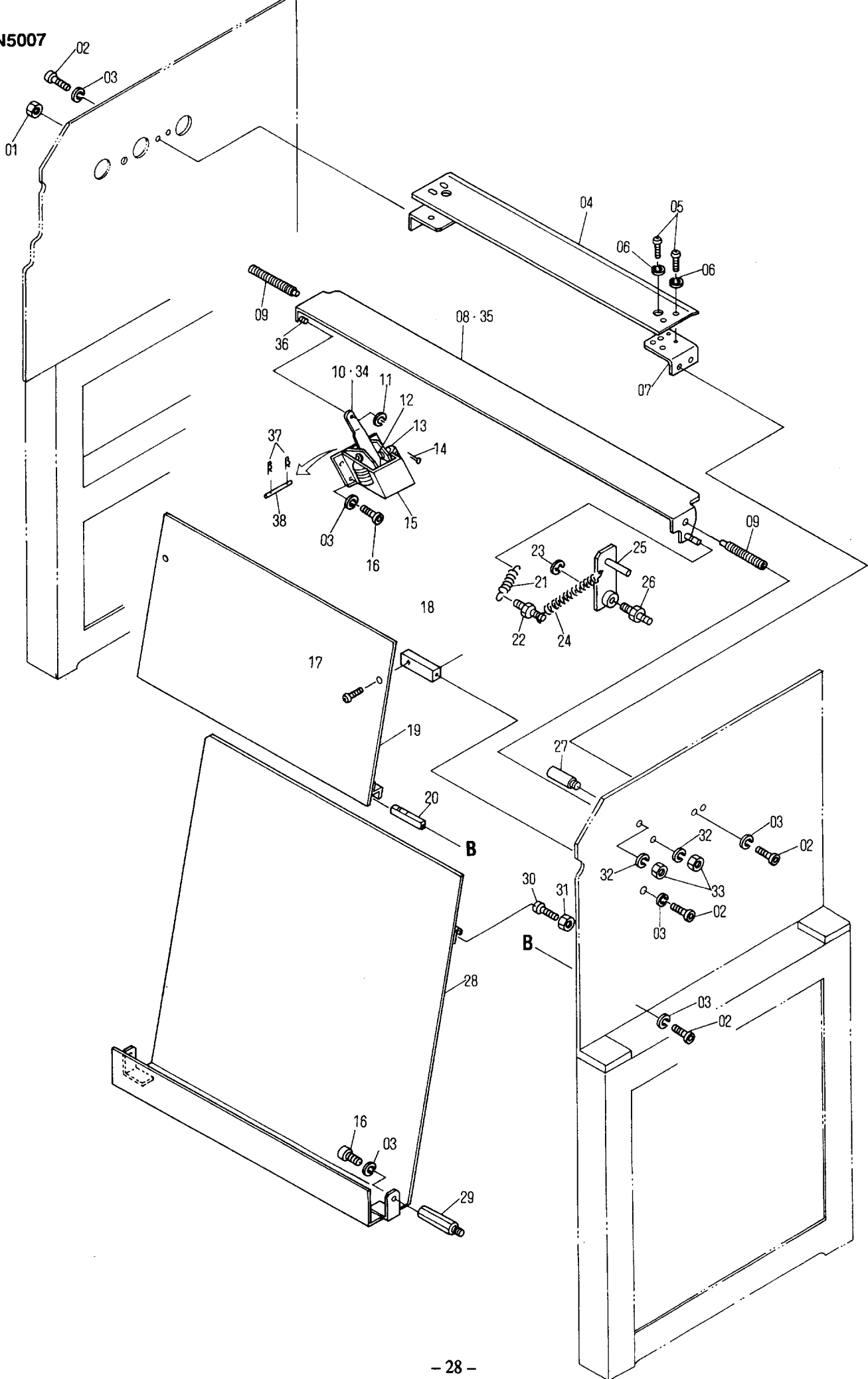
**Feed Section  
Double Sheet Detector**

**N5006**

| INDEX No. | Parts No.   | Description          | Remarks               | Units Per Assy |
|-----------|-------------|----------------------|-----------------------|----------------|
| 01        | 117-410     | Screw                |                       | 4              |
| 02        | 180-104     | Lock Washer          |                       | 14             |
| 03        | CK10-05     | Detector Side Guide  |                       | 2              |
| 04        | 170-103     | Nut                  |                       | 4              |
| 05        | 180-103     | Lock Washer          |                       | 4              |
| 06        | CK10-27     | Spring Hook          |                       | 2              |
| 07        | 170-104     | Nut                  |                       | 2              |
| 08        | CK10-06     | Sensing Foot         |                       | 2              |
| 09        | CK10-10     | Screw                |                       | 2              |
| 10        | CK10-08     | Bushing              |                       | 1              |
| 11        | 5101-04004  | Spring               |                       | 1              |
| 12        | CK10-03     | Sensing Foot Bracket |                       | 1              |
| 13        | CK10-07     | Spot Base            |                       | 1              |
| 14        | 183-168     | Roll Pin             |                       | 1              |
| 15        | CK10-11     | Sensing Foot Pin     |                       | 1              |
| 16        | 250-085.6   | Bearing              |                       | 1              |
| 17        | CK10-09     | Fulcrum Pin          |                       | 1              |
| 18        | 125-630     | Screw                |                       | 1              |
| 19        | 125-615     | Screw                |                       | 3              |
| 20        | 117-512     | Screw                |                       | 2              |
| 21        | CK10-31     | Block                |                       | 1              |
| 22        | F46-10-3    | Spacer               |                       | 2              |
| 23        | 5101-04001  | Detector Frame       |                       | 1              |
| 24        | H03-20-3    | Spring               |                       | 2              |
| 25        | CK10-26     | Spring Hook          |                       | 1              |
| 26        | 180-105     | Lock Washer          |                       | 1              |
| 27        | 125-708     | Screw                |                       | 3              |
| 28        | E30-55-3    | Bushing              |                       | 1              |
| 29        | 125-656     | Screw                |                       | 4              |
| 30        | 6801-04002  | Cover                |                       | 1              |
| 31        | 5101-04003  | Flat Spring          |                       | 1              |
| 32        | 5101-04002  | Knob                 |                       | 1              |
| 33        | 117-525     | Screw                |                       | 2              |
| 34        | 5101-04005  | Adjusting Stem       |                       | 1              |
| 35        | 5101-04001A | Detector Assy        | (01-30, 32-34, 36-38) | 1              |
| 36        | 5101-20009  | Sensor Bracket       |                       | 1              |
| 37        | 125-658     | Screw                |                       | 2              |
| 38        | E26-74-3    | Sensor               |                       | 1              |
| 39        | CK10-32     | Block                |                       | 1              |
| 40        | CK10-33     | Block                |                       | 1              |
| 41        | H04-27-3    | Bracket              |                       | 2              |
| 42        |             |                      |                       |                |
| 43        |             |                      |                       |                |
| 44        |             |                      |                       |                |
| 45        |             |                      |                       |                |
| 46        |             |                      |                       |                |
| 47        |             |                      |                       |                |
| 48        |             |                      |                       |                |
| 49        |             |                      |                       |                |
| 50        |             |                      |                       |                |
| 51        |             |                      |                       |                |
| 52        |             |                      |                       |                |
| 53        |             |                      |                       |                |
| 54        |             |                      |                       |                |
| 55        |             |                      |                       |                |
| 56        |             |                      |                       |                |
| 57        |             |                      |                       |                |
| 58        |             |                      |                       |                |
| 59        |             |                      |                       |                |
| 60        |             |                      |                       |                |
| 61        |             |                      |                       |                |
| 62        |             |                      |                       |                |
| 63        |             |                      |                       |                |
| 64        |             |                      |                       |                |
| 65        |             |                      |                       |                |
| 66        |             |                      |                       |                |
| 67        |             |                      |                       |                |
| 68        |             |                      |                       |                |
| 69        |             |                      |                       |                |
| 70        |             |                      |                       |                |

**A**

N5007

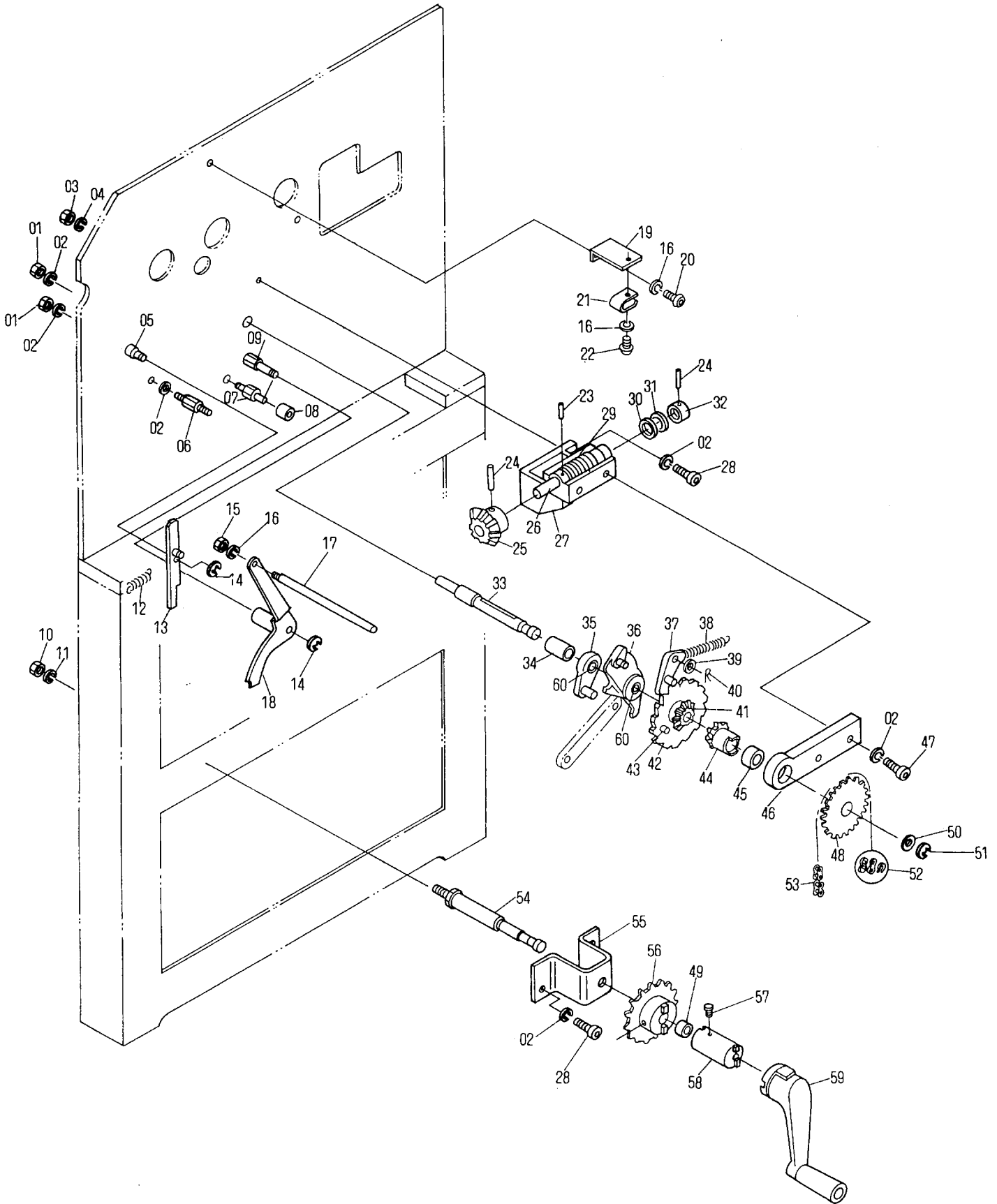


**Feed Section  
Paper Deflector**

**N5007**

| INDEX No. | Parts No.   | Description                      | Remarks               | Units Per Assy |
|-----------|-------------|----------------------------------|-----------------------|----------------|
| 01        | 170-108     | Nut                              |                       | 2              |
| 02        | 117-515     | Screw                            |                       | 2              |
| 03        | 180-105     | Lock Washer                      |                       | 1              |
| 04        | 6801-02002  | Paper Guide                      |                       | 1              |
| 05        | 125-658     | Screw                            |                       | 6              |
| 06        | 180-104     | Lock Washer                      |                       | 6              |
| 07        | 6801-02008  | Bracket                          |                       | 2              |
| 08        | 6801-03002A | Paper Deflector Guide Plate      | Old Type              | 1              |
| 09        | 6801-03004  | Deflector Pin                    |                       | 2              |
| 10        | 6801-03012  | Link                             |                       | 1              |
| 11        | 181-404     | E-Ring                           |                       | 1              |
| 12        | H03-36-3    | Spacer                           |                       | 2              |
| 13        | H03-37-3    | Pin                              |                       | 1              |
| 14        | 183-744     | Cotter Pin                       |                       | 2              |
| 15        | E09-60-3    | Solenoid                         |                       | 1              |
| 16        | 117-512     | Screw                            |                       | 8              |
| 17        | 125-708     | Screw                            |                       | 2              |
| 18        | 6801-03010  | Stud Pin                         |                       | 2              |
| 19        | 6801-03003  | Paper Deflector Guide Plate      |                       | 1              |
| 20        | 6801-03011  | Stud Pin                         |                       | 2              |
| 21        | 5202-11036  | Spring                           |                       | 1              |
| 22        | 6801-03007  | Spring Pin                       |                       | 1              |
| 23        | 181-404     | E-Ring                           |                       | 1              |
| 24        | H03-35-3    | Spring                           |                       | 1              |
| 25        | 6801-03008A | Stop Lever                       |                       | 1              |
| 26        | 6801-03006  | Stud Pin                         |                       | 1              |
| 27        | 6801-03005  | Eccentric Pin                    |                       | 1              |
| 28        | 6801-03001  | Double Sheet Receiving Tray      |                       | 1              |
| 29        | 6801-03009  | Stud Pin                         |                       | 2              |
| 30        | 117-375     | Screw                            |                       | 2              |
| 31        | 170-106     | Nut                              |                       | 2              |
| 32        | 180-106     | Lock Washer                      |                       | 5              |
| 33        | 170-106     | Nut                              |                       | 7              |
| 34        | H03-24-3    | Link                             | ~DF-3E030             | 1              |
| 35        | 6801-03015  | Paper Deflector Guide Plate Assy | New Type<br>DF-3J138~ | 1              |
| 36        | H03-42-3    | Stud Pin                         | Included in 35        | 1              |
| 37        | 6801-03014  | Snap Pin                         |                       | 2              |
| 38        | 6801-03013  | Pin                              |                       | 1              |
| 39        |             |                                  |                       |                |
| 40        |             |                                  |                       |                |
| 41        |             |                                  |                       |                |
| 42        |             |                                  |                       |                |
| 43        |             |                                  |                       |                |
| 44        |             |                                  |                       |                |
| 45        |             |                                  |                       |                |
| 46        |             |                                  |                       |                |
| 47        |             |                                  |                       |                |
| 48        |             |                                  |                       |                |
| 49        |             |                                  |                       |                |
| 50        |             |                                  |                       |                |
| 51        |             |                                  |                       |                |
| 52        |             |                                  |                       |                |
| 53        |             |                                  |                       |                |
| 54        |             |                                  |                       |                |
| 55        |             |                                  |                       |                |
| 56        |             |                                  |                       |                |
| 57        |             |                                  |                       |                |
| 58        |             |                                  |                       |                |
| 59        |             |                                  |                       |                |
| 60        |             |                                  |                       |                |
| 61        |             |                                  |                       |                |
| 62        |             |                                  |                       |                |
| 63        |             |                                  |                       |                |
| 64        |             |                                  |                       |                |
| 65        |             |                                  |                       |                |
| 66        |             |                                  |                       |                |
| 67        |             |                                  |                       |                |
| 68        |             |                                  |                       |                |
| 69        |             |                                  |                       |                |
| 70        |             |                                  |                       |                |

**A**

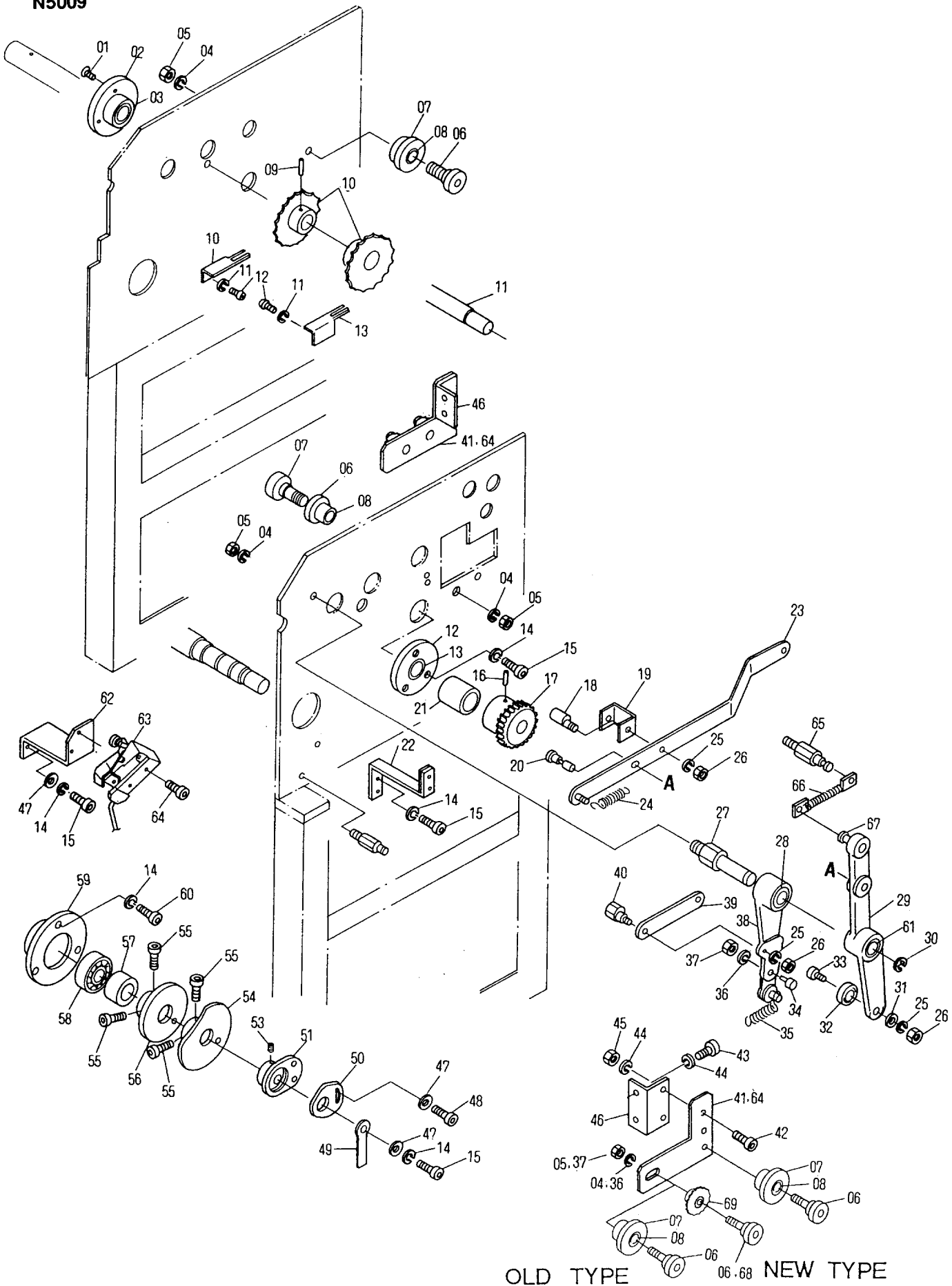


**Feed Section  
Paper Elevator Mechanism**

**N5008**

| INDEX No. | Parts No.   | Description           | Remarks        | Units Per Assy |
|-----------|-------------|-----------------------|----------------|----------------|
| 01        | 170-106     | Nut                   |                | 3              |
| 02        | 180-106     | Lock Washer           |                | 13             |
| 03        | 170-112     | Nut                   |                | 1              |
| 04        | 180-112     | Lock Washer           |                | 1              |
| 05        | 6801-08058  | Pin                   |                | 1              |
| 06        | 6801-08060  | Spring Pin            |                | 3              |
| 07        | 6801-08057  | Pin                   |                | 1              |
| 08        | H08-33-3    | Bumper                |                | 1              |
| 09        | 6801-08059  | Pin                   |                | 1              |
| 10        | 170-110     | Nut                   |                | 1              |
| 11        | 180-110     | Lock Washer           |                | 1              |
| 12        | H08-28-3    | Spring                |                | 1              |
| 13        | CK04-20A    | Detent Pawl           |                | 1              |
| 14        | 181-404     | E-Ring                |                | 2              |
| 15        | 170-105     | Nut                   |                | 1              |
| 16        | 180-105     | Lock Washer           |                | 4              |
| 17        | 6801-08079  | Handle                |                | 1              |
| 18        | 6801-08082A | Release Lever         |                | 1              |
| 19        | 5101-08052  | Bracket               |                | 1              |
| 20        | 125-710     | Screw                 |                | 2              |
| 21        | CK04-34     | Flat Spring           |                | 1              |
| 22        | 125-708     | Screw                 |                | 1              |
| 23        | 183-203     | Roll Pin              |                | 1              |
| 24        | 183-207     | Roll Pin              |                | 2              |
| 25        | CK04-07     | Bevel Gear            |                | 1              |
| 26        | 6801-08068  | Shaft                 |                | 1              |
| 27        | 6801-08047  | Bracket               |                | 1              |
| 28        | 117-370     | Screw                 |                | 5              |
| 29        | 6801-08104  | Worm                  |                | 1              |
| 30        | 258-351.1   | Bearing               |                | 1              |
| 31        | 258-351     | Bearing               |                | 1              |
| 32        | CK04-10     | Collar                |                | 1              |
| 33        | 6801-08046  | Stud Pin              |                | 1              |
| 34        | 243-633     | Bushing               |                | 1              |
| 35        | 6801-08067B | Drive Link Guide Arm  |                | 1              |
| 36        | 6801-08045A | Drive Lever           |                | 1              |
| 37        | 5101-08053A | Dive Pawl             |                | 1              |
| 38        | 6801-08115  | Spring                |                | 1              |
| 39        | H08-21-3    | Spacer                |                | 1              |
| 40        | 183-745     | Cotter Pin            |                | 1              |
| 41        | 6801-08087  | Bevel Gear            | Included in 42 | 1              |
| 42        | 6801-08087A | Combination Gear      |                | 1              |
| 43        | CK04-08     | Pin                   |                | 2              |
| 44        | CK04-06     | Bevel Gear            |                | 1              |
| 45        | 243-645     | Bushing               |                | 1              |
| 46        | 6801-08053  | Bracket               |                | 1              |
| 47        | 117-365     | Screw                 |                | 2              |
| 48        | 6801-08066  | Sprocket              |                | 1              |
| 49        | CK04-39     | Bushing               | Included in 56 | 1              |
| 50        | 184-112     | Flat Washer           |                | 1              |
| 51        | 181-410     | E-Ring                |                | 1              |
| 52        | 280-004.2   | Chain Connecting Link |                | 1              |
| 53        | 6801-08102  | Chain                 |                | 1              |
| 54        | 6801-08078  | Screw Stud            |                | 1              |
| 55        | 6801-08076  | Bracket               |                | 1              |
| 56        | 6801-08069A | Sprocket              |                | 1              |
| 57        | H09-02-3    | Pilot Screw           |                | 1              |
| 58        | 6801-08077  | Coupling              |                | 1              |
| 59        | 5104-05030A | Crank Handle          |                | 1              |
| 60        | 6801-08117  | Bushing               |                | 2              |
| 61        |             |                       |                |                |
| 62        |             |                       |                |                |
| 63        |             |                       |                |                |
| 64        |             |                       |                |                |
| 65        |             |                       |                |                |
| 66        |             |                       |                |                |
| 67        |             |                       |                |                |
| 68        |             |                       |                |                |
| 69        |             |                       |                |                |
| 70        |             |                       |                |                |

**A**



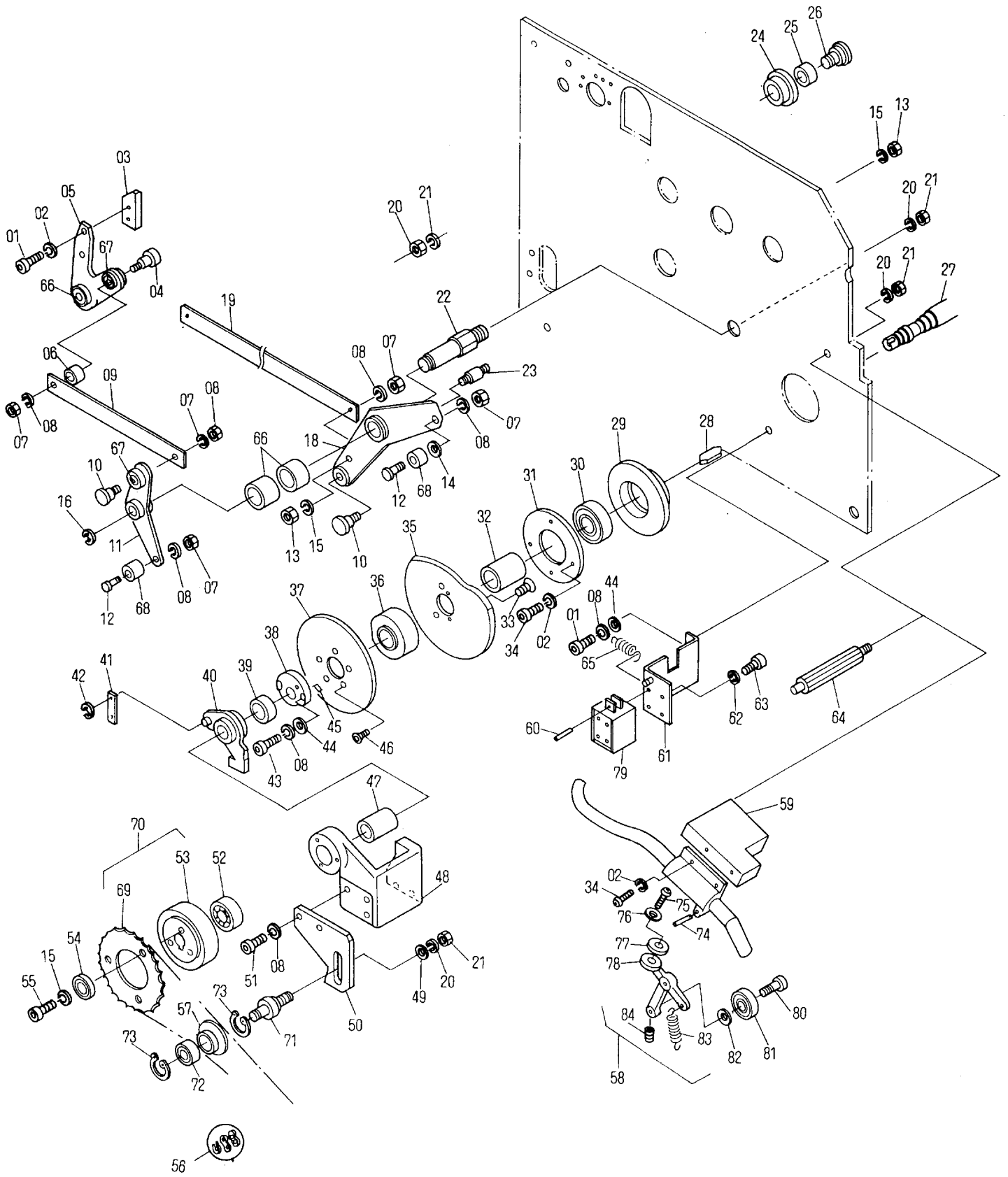
OLD TYPE NEW TYPE

**Feed Section  
Feeder Operating Mechanism**

**N5009**

| INDEX No. | Parts No.   | Description                | Remarks  | Units Per Assy |
|-----------|-------------|----------------------------|----------|----------------|
| 01        | 122-110     | Screw                      |          | 3              |
| 02        | 6801-08063A | Bushing Bracket            | NOP-S    | 1              |
| 03        | CK04-41     | Bushing Included in 02     |          | 2              |
| 04        | 180-112     | Lock Washer                |          | 3              |
| 05        | 170-112     | Nut                        |          | 3              |
| 06        | 6801-08056  | Stud Pin (M12)             |          | 2              |
| 07        | 6801-08050A | Block                      |          | 2              |
| 08        | PC03-48     | Bushing                    |          | 2              |
| 09        | 183-209     | Roll Pin                   |          | 2              |
| 10        | H09-14-3    | Sproket                    |          | 2              |
| 11        | 6801-08048  | Sproket Shaft              |          | 1              |
| 12        | 6801-08062A | Bushing Bracket            | OP-S     | 1              |
| 13        | CK04-41     | Bushing Included in 13     |          | 2              |
| 14        | 180-105     | Lock Washer                |          | 9              |
| 15        | 117-512     | Screw                      |          | 6              |
| 16        | 182-171     | Taper Pin                  |          | 1              |
| 17        | 6801-08105  | Worm Wheel                 |          | 1              |
| 18        | 6801-06008  | Eccentric Pin              |          | 1              |
| 19        | 6801-06009  | Bracket                    |          | 1              |
| 20        | 6801-06019  | Pin                        |          | 1              |
| 21        | 6801-08065  | Collar                     |          | 1              |
| 22        | 6801-05060  | Bracket                    |          | 1              |
| 23        | 6801-06004A | Height Control Drive Lever |          | 1              |
| 24        | 6801-06024  | Spring                     |          | 1              |
| 25        | 180-106     | Lock Washer                |          | 3              |
| 26        | 170-106     | Nut                        |          | 3              |
| 27        | 6801-08061  | Stud Pin                   |          | 1              |
| 28        | 5201-05073  | Bushing                    |          | 1              |
| 29        | 6801-06003B | Lever                      |          | 1              |
| 30        | 181-412     | E-Ring                     |          | 1              |
| 31        | 184-106.3   | Flat Washer                |          | 1              |
| 32        | 250-108.6   | Bearing                    |          | 1              |
| 33        | 6801-08052  | Bearing Pin                |          | 1              |
| 34        | 258-652.3   | Roller Follower            |          | 1              |
| 35        | 6801-08123  | Spring                     |          | 1              |
| 36        | 180-110     | Lock Washer                |          | 1              |
| 37        | 170-110     | Nut                        |          | 1              |
| 38        | 6801-08044  | Lever                      |          | 1              |
| 39        | 6801-08103  | Link                       |          | 1              |
| 40        | 6801-08099  | Eccentric Pin              |          | 1              |
| 41        | 6801-08085  | Bracket                    | Old Type | 2              |
| 42        | 117-470     | Screw                      |          | 4              |
| 43        | 117-462     | Screw                      |          | 4              |
| 44        | 180-108     | Washer                     |          | 8              |
| 45        | 170-108     | Nut                        |          | 4              |
| 46        | 6801-08084  | Bracket                    | Old Type | 2              |
| 47        | 184-105     | Flat washer                |          | 2              |
| 48        | 117-510     | Screw                      |          | 1              |
| 49        | 6801-05074  | Lead Switch Cam            |          | 1              |
| 50        | KC08-79     | Spray Timing Cam B         |          | 1              |
| 51        | KC08-78A    | Spray Timing Cam A         |          | 1              |
| 52        | 6801-06025  | Pin                        |          | 1              |
| 53        | 145-358     | Set Screw                  |          | 1              |
| 54        | 6801-06018  | Cam                        |          | 2              |
| 55        | 117-362     | Screw                      |          | 4              |
| 56        | 6801-08070  | Cam                        |          | 1              |
| 57        | 6801-05021  | Spacer                     |          | 1              |
| 58        | 250-204     | Bearing                    |          | 1              |
| 59        | 5202-03015  | Flange                     |          | 1              |
| 60        | 117-515     | Screw                      |          | 3              |
| 61        | A17-18-3    | Bushing                    |          | 1              |
| 62        | 6801-05061  | Bracket                    |          | 1              |
| 63        | E10-20-3    | Limit Switch               |          | 1              |
| 64        | 6801-08133  | Bracket                    | New Type | 2              |
| 65        | 6801-06015  | Stud                       |          | 1              |
| 66        | CM11-02A    | Spring Assy                |          | 1              |
| 67        | 6801-06025  | Pin                        |          | 1              |
| 68        | 6801-08132  | Stud Pin (M10)             |          | 2              |
| 69        | 6801-08116A | Sprocket                   | New Type | 2              |
| 70        |             |                            |          |                |

**A**



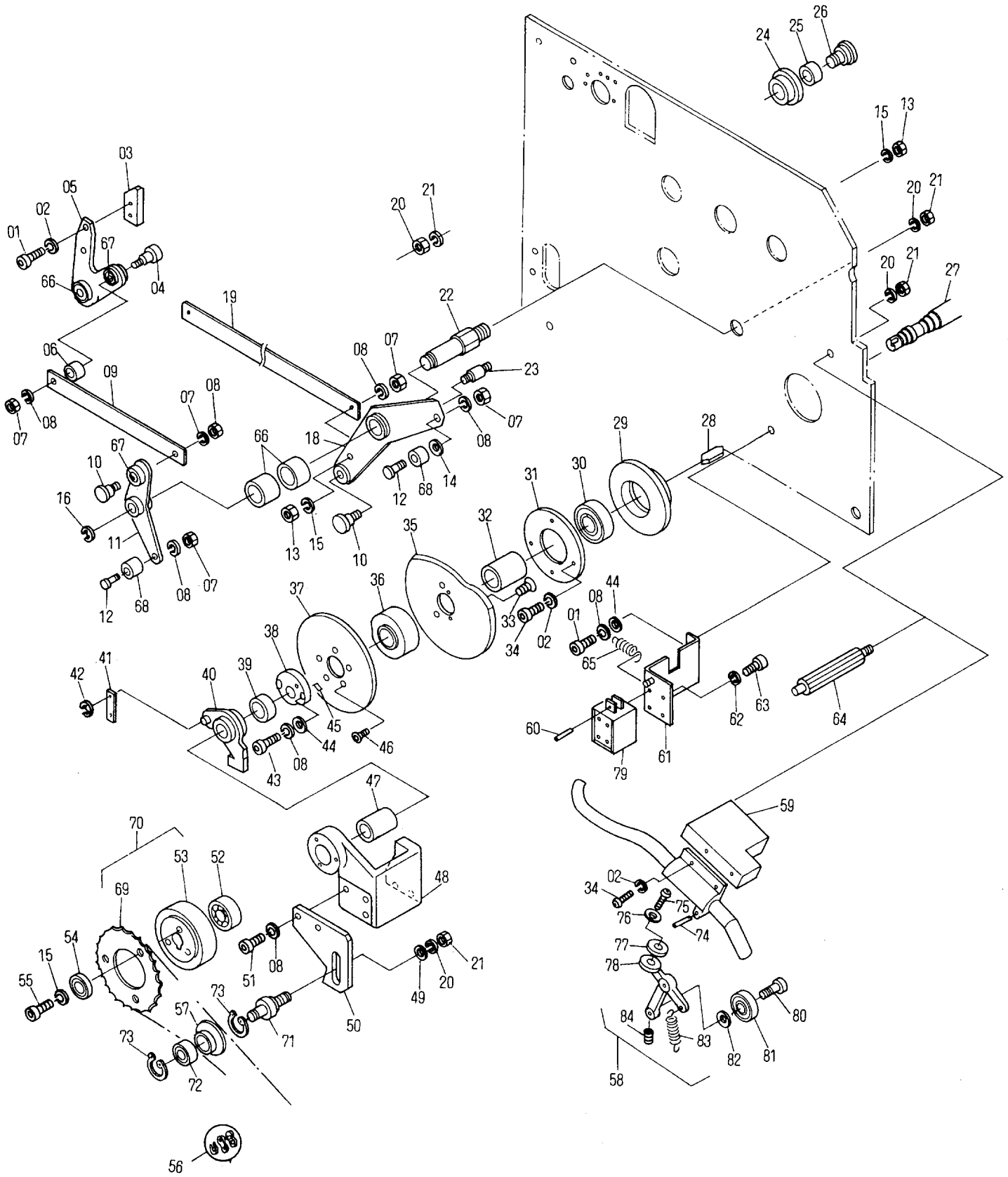


**Feed Section  
Suction Valve and Cam**

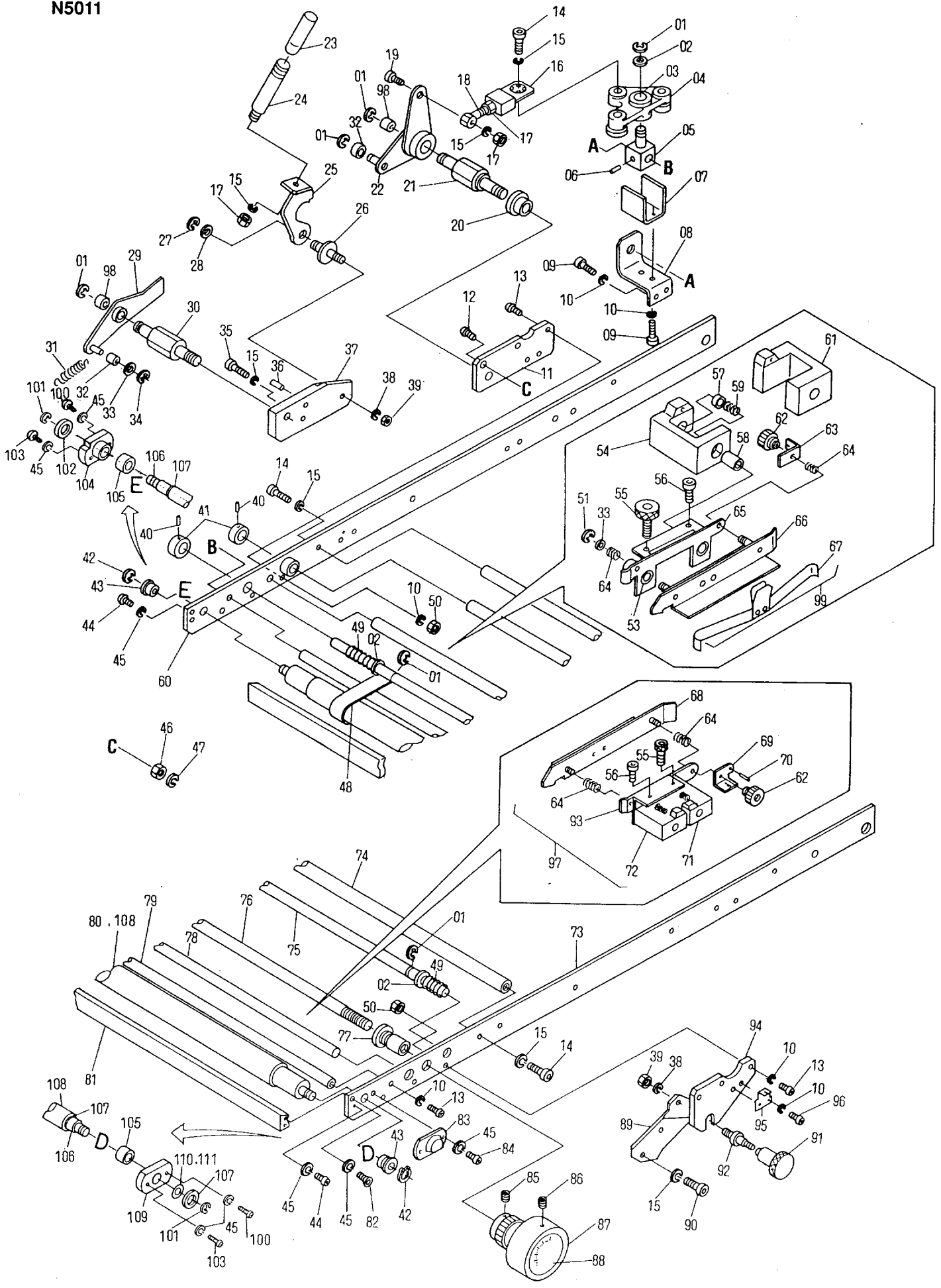
**N5010**

| INDEX No. | Parts No.   | Description           | Remarks                | Units Per Assy |
|-----------|-------------|-----------------------|------------------------|----------------|
| 01        | 117-362     | Screw                 |                        | 4              |
| 02        | 180-105     | Lock Washer           |                        | 8              |
| 03        | CK08-61     | Cam                   |                        | 1              |
| 04        | CK08-09     | Eccentric Pin         |                        | 2              |
| 05        | 6801-05006B | Lever                 |                        | 1              |
| 06        | CK08-57     | Bushing               |                        | 3              |
| 07        | 170-106     | Nut                   |                        | 6              |
| 08        | 180-106     | Lock Washer           |                        | 15             |
| 09        | 6801-05022  | Link                  |                        | 1              |
| 10        | CK08-16     | Pin                   |                        | 1              |
| 11        | 6801-05005B | Lever                 |                        | 1              |
| 12        | CK08-06     | Pin                   |                        | 2              |
| 13        | 170-108     | Nut                   |                        | 1              |
| 14        | 184-106.3   | Flat Washer           |                        | 3              |
| 15        | 180-108     | Lock Washer           |                        | 4              |
| 16        | 181-412     | E-Ring                |                        | 1              |
| 18        | 6801-05007A | Lever                 |                        | 1              |
| 19        | 6801-05023  | Link                  |                        | 1              |
| 20        | 170-112     | Nut                   |                        | 8              |
| 21        | 180-112     | Lock Washer           |                        | 8              |
| 22        | 6801-05029  | Stud Pin              |                        | 1              |
| 23        | 6801-05068  | Spring Pin            |                        | 1              |
| 24        | 6801-08050  | Guide Roller          |                        | 6              |
| 25        | PC03-48     | Bushing               |                        | 2              |
| 26        | 6801-08056  | Stud Pin              |                        | 6              |
| 27        | 6801-05004  | Shaft                 |                        | 1              |
| 28        | 188-052     | Key                   |                        | 1              |
| 29        | 5202-03015  | Flange                |                        | 2              |
| 30        | 250-204.6   | Bearing               |                        | 2              |
| 31        | 5202-03016  | Bearing Retainer      |                        | 1              |
| 32        | 6801-05020  | Spacer                |                        | 1              |
| 33        | 122-160     | Screw                 |                        | 3              |
| 34        | 117-515     | Screw                 |                        | 8              |
| 35        | 6801-05011  | Cam                   |                        | 1              |
| 36        | 6801-05013  | Flange                |                        | 1              |
| 37        | 6801-05010  | Cam                   |                        | 1              |
| 38        | 6801-05012  | Cam                   |                        | 1              |
| 39        | 6801-05026  | Collar                |                        | 1              |
| 40        | 5101-05034A | Bracket               |                        | 1              |
| 41        | CK08-22     | Connecting Link       |                        | 1              |
| 42        | 181-404     | E-Ring                |                        | 1              |
| 43        | 117-368     | Screw                 |                        | 2              |
| 44        | 184-106     | Flat Washer           |                        | 4              |
| 45        | X04-24-3    | Spacer                |                        | 3              |
| 46        | 122-160     | Screw                 |                        | 3              |
| 47        | 6801-05025  | Spacer                |                        | 1              |
| 48        | 6801-05008  | Bracket               |                        | 1              |
| 49        | 184-110     | Screw                 |                        | 1              |
| 50        | 6801-05066  | Bracket               |                        | 1              |
| 51        | 117-365     | Screw                 |                        | 3              |
| 52        | 250-202.8   | Bearing               |                        | 1              |
| 53        | 5101-05040  | Sprocket              |                        | 1              |
| 54        | MC02-13     | Retainer              |                        | 1              |
| 55        | 117-470     | Screw                 |                        | 3              |
| 56        | 280-005.2   | Chain Connecting Link |                        | 1              |
| 57        | 6801-05073A | Idle Sprocket         |                        | 1              |
| 58        | 6801-05058A | Valve Lever Assy      |                        | 1              |
| 59        | 6801-05027  | Block                 |                        | 1              |
| 60        | 183-182     | Roll Pin              |                        | 2              |
| 61        | 6801-05009  | Bracket               |                        | 1              |
| 62        | 180-103     | Lock Washer           |                        | 4              |
| 63        | 117-308     | Screw                 |                        | 4              |
| 64        | 6805-01006  | Stud Pin              |                        | 1              |
| 65        | R11-60-3    | Spring                |                        | 1              |
| 66        | 5201-05073  | Bushing               | Included in 05, 11, 18 | 3              |
| 67        | CK08-57     | Bushing               | Included in 05, 11     | 2              |
| 68        | 258-631.1   | Roller Follower       |                        | 2              |
| 69        | 5102-14023  | Sprocket              |                        | 1              |
| 70        | 5101-05040A | Sprocket Assy         | (53, 69)               | 1              |

**A**





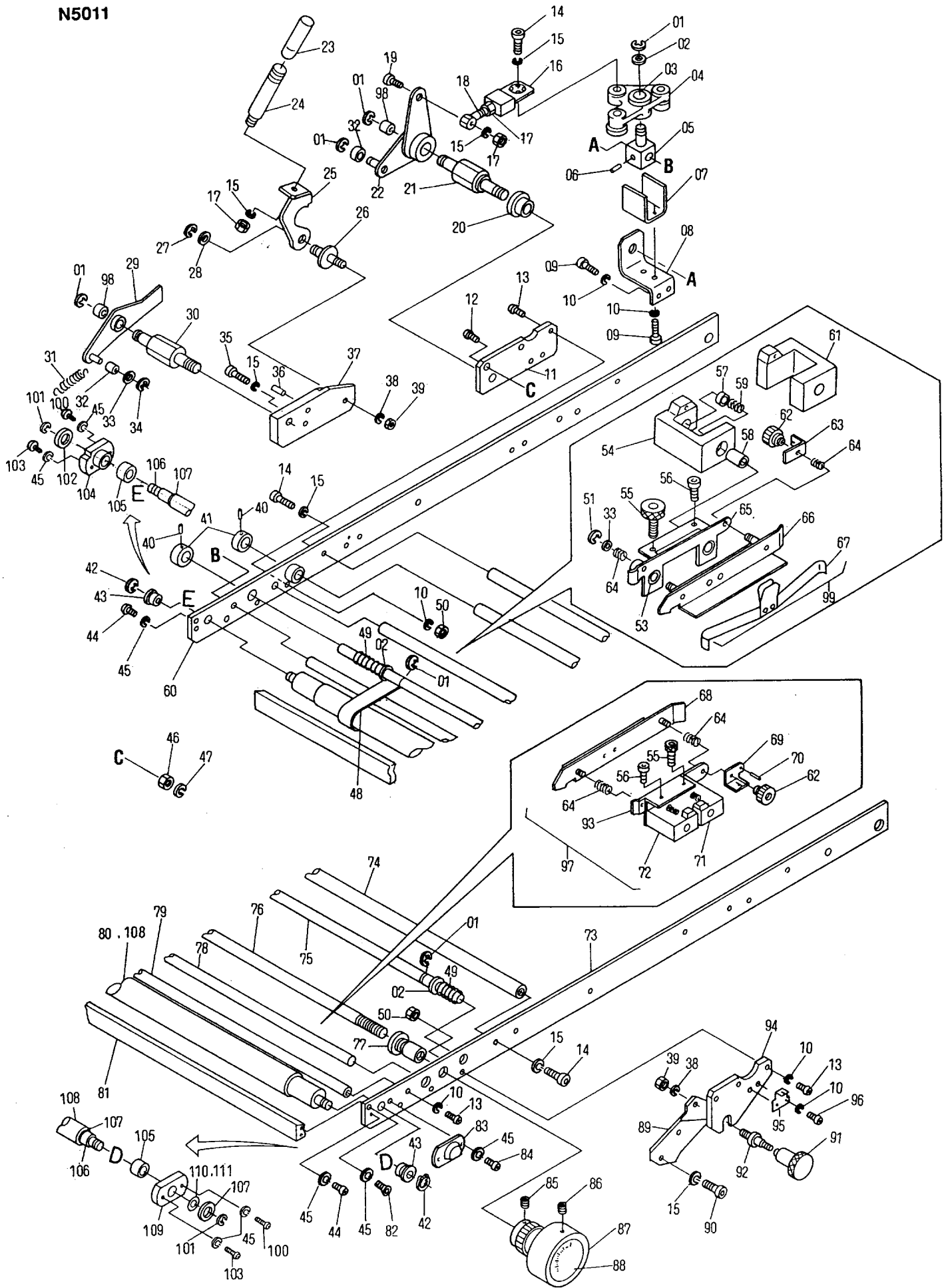


**Feed Section  
Conveyor and Jogger Side Guide**

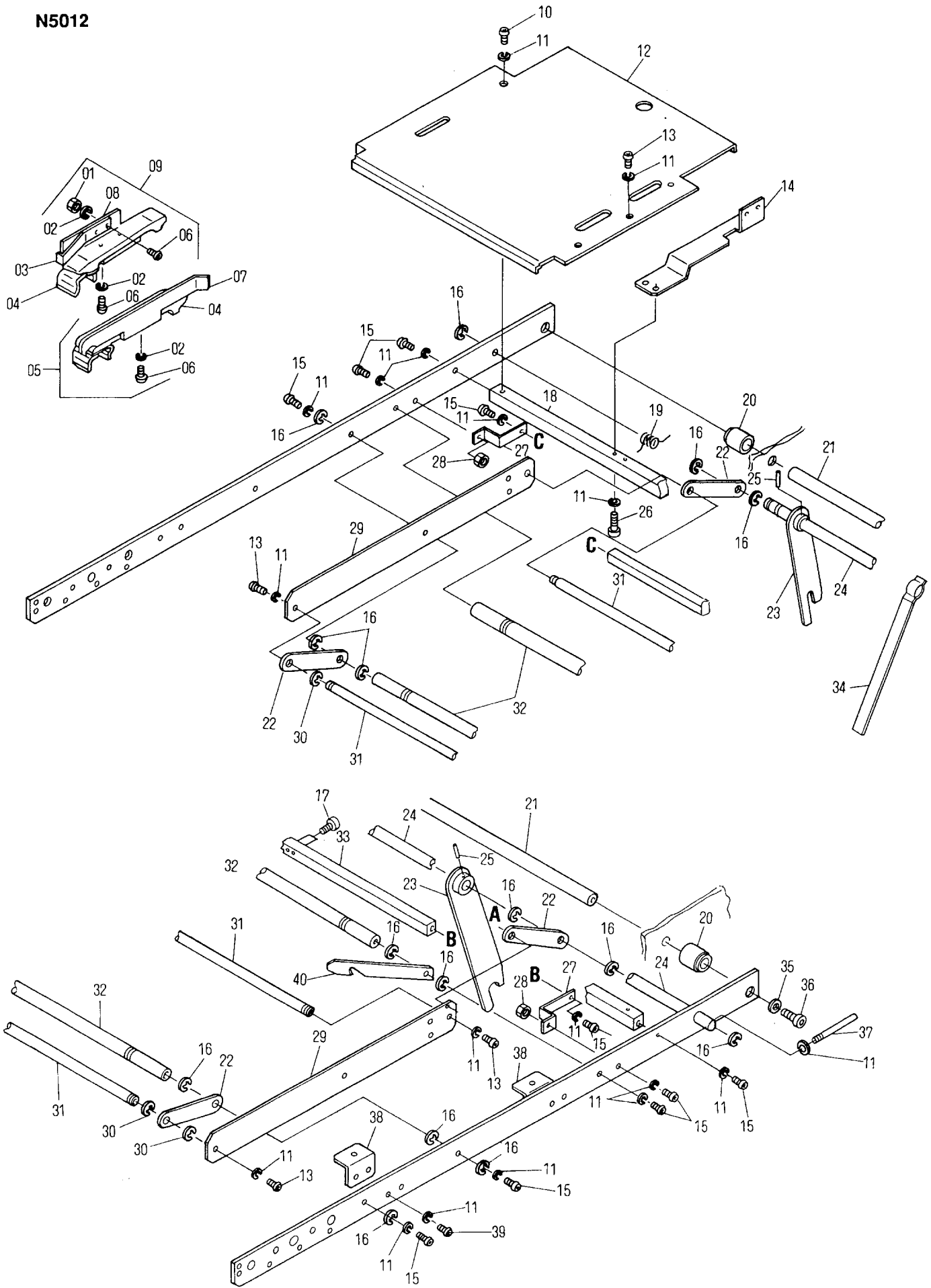
**N5011**

| INDEX No. | Parts No.   | Description             | Remarks        | Units Per Assy |
|-----------|-------------|-------------------------|----------------|----------------|
| 01        | 181-408     | E-Ring                  |                | 5              |
| 02        | 184-110     | Flat Washer             |                | 3              |
| 03        | 5804-02046  | Bushing                 | Included in 04 | 1              |
| 04        | 6801-10047D | Arm                     |                | 1              |
| 05        | 6801-10046  | Pivot Bracket           |                | 1              |
| 06        | 183-184     | Roll Pin                |                | 1              |
| 07        | 6801-10045  | Guide                   |                | 1              |
| 08        | 6801-10044  | Bracket                 |                | 1              |
| 09        | 117-512     | Screw                   |                | 4              |
| 10        | 180-105     | Lock Washer             |                | 14             |
| 11        | 6801-10030  | Bracket                 |                | 1              |
| 12        | 122-115     | Screw                   |                | 1              |
| 13        | 125-715     | Screw                   |                | 7              |
| 14        | 117-365     | Screw                   |                | 5              |
| 15        | 180-106     | Lock Washer             |                | 9              |
| 16        | 6801-10053A | Block                   |                | 1              |
| 17        | 170-106     | Nut                     |                | 2              |
| 18        | 258-856.2   | Drive Joint             |                | 1              |
| 19        | 117-372     | Screw                   |                | 1              |
| 20        | 6801-10035  | Spacer                  |                | 1              |
| 21        | 6801-10040  | Screw Stud              |                | 1              |
| 22        | 6801-10049B | Lever                   |                | 1              |
| 23        | R-118-01    | Knob                    |                | 1              |
| 24        | 6801-10041  | Arm                     |                | 1              |
| 25        | 6801-10052  | Hook                    |                | 1              |
| 26        | 6801-10042  | Eccentric Pin           |                | 1              |
| 27        | 181-406     | E-Ring                  |                | 1              |
| 28        | 5208-03027  | Washer                  |                | 1              |
| 29        | 6801-10048B | Lever                   |                | 1              |
| 30        | 6801-10043  | Screw Stud              |                | 1              |
| 31        | 5201-05094  | Spring                  |                | 1              |
| 32        | 250-126.6   | Bearing                 |                | 2              |
| 33        | 184-106     | Flat Washer             |                | 2              |
| 34        | 181-404     | E-Ring                  |                | 1              |
| 35        | 117-370     | Screw                   |                | 1              |
| 36        | 183-205     | Roll Pin                |                | 1              |
| 37        | 6801-10031  | Bracket                 |                | 1              |
| 38        | 180-108     | Lock Washer             |                | 2              |
| 39        | 170-108     | Nut                     |                | 2              |
| 40        | 183-185     | Roll Pin                |                | 2              |
| 41        | 6801-10038  | Collar                  |                | 2              |
| 42        | 181-009     | C-Ring                  |                | 2              |
| 43        | 5202-05020  | Bearing                 | Old Type       | 2              |
| 44        | 125-665     | Screw                   |                | 10             |
| 45        | 180-104     | Lock Washer             |                | 11             |
| 46        | 180-110     | Lock Washer             |                | 1              |
| 47        | 170-110     | Nut                     |                | 1              |
| 48        | 6801-10027  | Conveyor Tape           |                | 5              |
| 49        | H10-51-3    | Spring                  |                | 2              |
| 50        | 170-105     | Nut                     |                | 6              |
| 51        | 181-405     | E-Ring                  |                | 1              |
| 53        | H10-37-3    | Bushing                 |                | 4              |
| 54        | H10-90-1B-3 | Block                   | NOP-S          | 1              |
| 55        | H10-38-3    | Screw                   |                | 2              |
| 56        | H10-94-3    | Screw                   |                | 2              |
| 57        | H10-92-3    | Bushing                 |                | 4              |
| 58        | H10-93-3    | Bushing                 |                | 4              |
| 59        | H10-95-3    | Spring                  |                | 4              |
| 60        | 6801-10002A | Conveyor Frame          | NOP-S          | 1              |
| 61        | H10-91-1B-3 | Side Guide Block        | NOP-S          | 1              |
| 62        | H60-41-3    | Adjusting Nut           |                | 2              |
| 63        | H60-42-3    | Stop Spring             |                | 1              |
| 64        | H10-45-3    | Spring                  |                | 4              |
| 65        | 6801-10006  | Jogger                  | NOP-S          | 1              |
| 66        | 6801-10005  | Jogger Side Guide Frame | NOP-S          | 1              |
| 67        | H10-80-1A-3 | Take up Guide Bracket   |                | 1              |
| 68        | H10-42-1B-3 | Take up Guide Assy      |                | 1              |
| 69        | 6801-10060  | Stop Spring             |                | 1              |
| 70        | 183-138     | Roll Pin                |                | 1              |

**A**







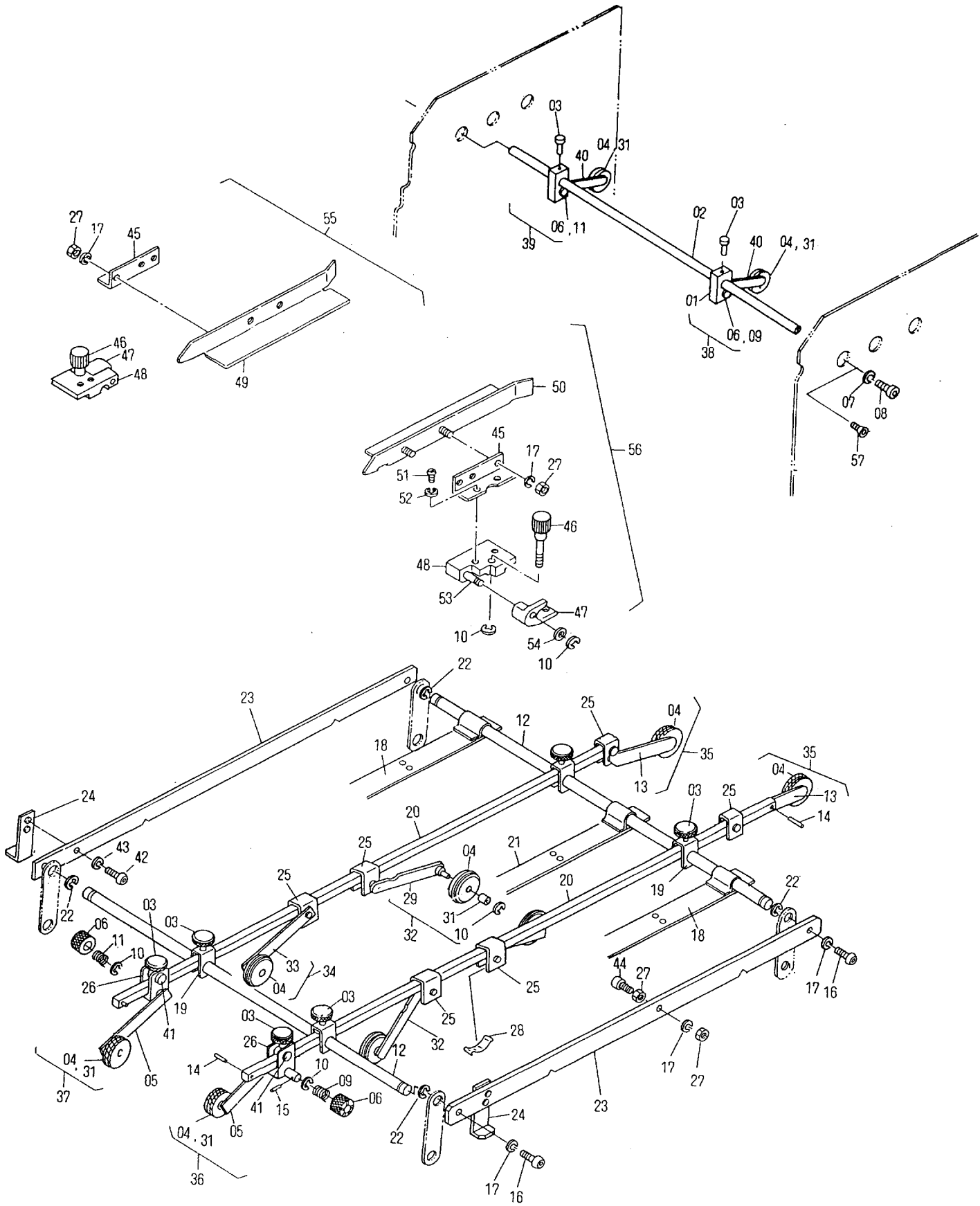


**Feed Section  
Conveyor and Jogger Side Guide**

**N5012**

| INDEX No. | Parts No.   | Description             | Remarks | Units Per Assy |
|-----------|-------------|-------------------------|---------|----------------|
| 01        | 170-104     | Nut                     |         | 4              |
| 02        | 180-104     | Lock Washer             |         | 6              |
| 03        | H10-76-01-3 | Plate Spring            |         | 1              |
| 04        | H11-69-3    | Take Support Bridge     |         | 2              |
| 05        | 6801-10077A | Take-up Guide Assy      | OP-S    | 1              |
| 06        | 125-655     | Screw                   |         | 6              |
| 07        | 6801-10077  | Take-up Guide Bracket   | OP-S    | 1              |
| 08        | H11-80-3    | Take-up Guide Bracket   |         | 1              |
| 09        | H11-69-1D-3 | Take-up Guide Assy      | NOP-S   | 1              |
| 10        | 125-708     | Screw                   |         | 2              |
| 11        | 180-105     | Washer                  |         | 25             |
| 12        | 6801-10003  | Conveyor Table          |         | 1              |
| 13        | 125-712     | Screw                   |         | 6              |
| 14        | 6801-10071  | Bracket                 |         | 1              |
| 15        | 125-715     | Screw                   |         | 10             |
| 16        | 181-410     | E-Ring                  |         | 10             |
| 17        | 117-408.01  | Screw                   |         | 2              |
| 18        | 6801-10074  | Conveyor Frame Spreader |         | 1              |
| 19        | 6801-10024  | Spring                  |         | 1              |
| 20        | 6801-10069  | Spacer                  |         | 2              |
| 21        | 6801-10070  | Conveyor Frame Spreader |         | 1              |
| 22        | 6801-10018  | Support Link            |         | 4              |
| 23        | 6801-10008A | Hook                    |         | 2              |
| 24        | 6801-10007  | Shaft                   |         | 1              |
| 25        | 183-186     | Roll Pin                |         | 1              |
| 26        | 117-510     | Screw                   |         | 2              |
| 27        | 6801-10026  | Bracket                 |         | 2              |
| 28        | 170-105     | Nut                     |         | 2              |
| 29        | 5101-10036  | Side Plate              |         | 2              |
| 30        | 181-408     | E-Ring                  |         | 4              |
| 31        | 6801-10016  | Bar                     |         | 2              |
| 32        | 6801-10017  | Bar                     |         | 2              |
| 33        | 6801-10019  | Guide Bar               |         | 1              |
| 34        | H11-19-1D-3 | Paper Retainer          |         | 1              |
| 35        | 184-157     | Washer                  |         | 2              |
| 36        | 117-365     | Screw                   |         | 2              |
| 37        | I02-13-01-3 | Knob                    |         | 1              |
| 38        | 6801-10015  | Bracket                 |         | 2              |
| 39        | 125-710     | Screw                   |         | 4              |
| 40        | 6801-10014  | Hook                    |         | 1              |
| 41        |             |                         |         |                |
| 42        |             |                         |         |                |
| 43        |             |                         |         |                |
| 44        |             |                         |         |                |
| 45        |             |                         |         |                |
| 46        |             |                         |         |                |
| 47        |             |                         |         |                |
| 48        |             |                         |         |                |
| 49        |             |                         |         |                |
| 50        |             |                         |         |                |
| 51        |             |                         |         |                |
| 52        |             |                         |         |                |
| 53        |             |                         |         |                |
| 54        |             |                         |         |                |
| 55        |             |                         |         |                |
| 56        |             |                         |         |                |
| 57        |             |                         |         |                |
| 58        |             |                         |         |                |
| 59        |             |                         |         |                |
| 60        |             |                         |         |                |
| 61        |             |                         |         |                |
| 62        |             |                         |         |                |
| 63        |             |                         |         |                |
| 64        |             |                         |         |                |
| 65        |             |                         |         |                |
| 66        |             |                         |         |                |
| 67        |             |                         |         |                |
| 68        |             |                         |         |                |
| 69        |             |                         |         |                |
| 70        |             |                         |         |                |

**A**

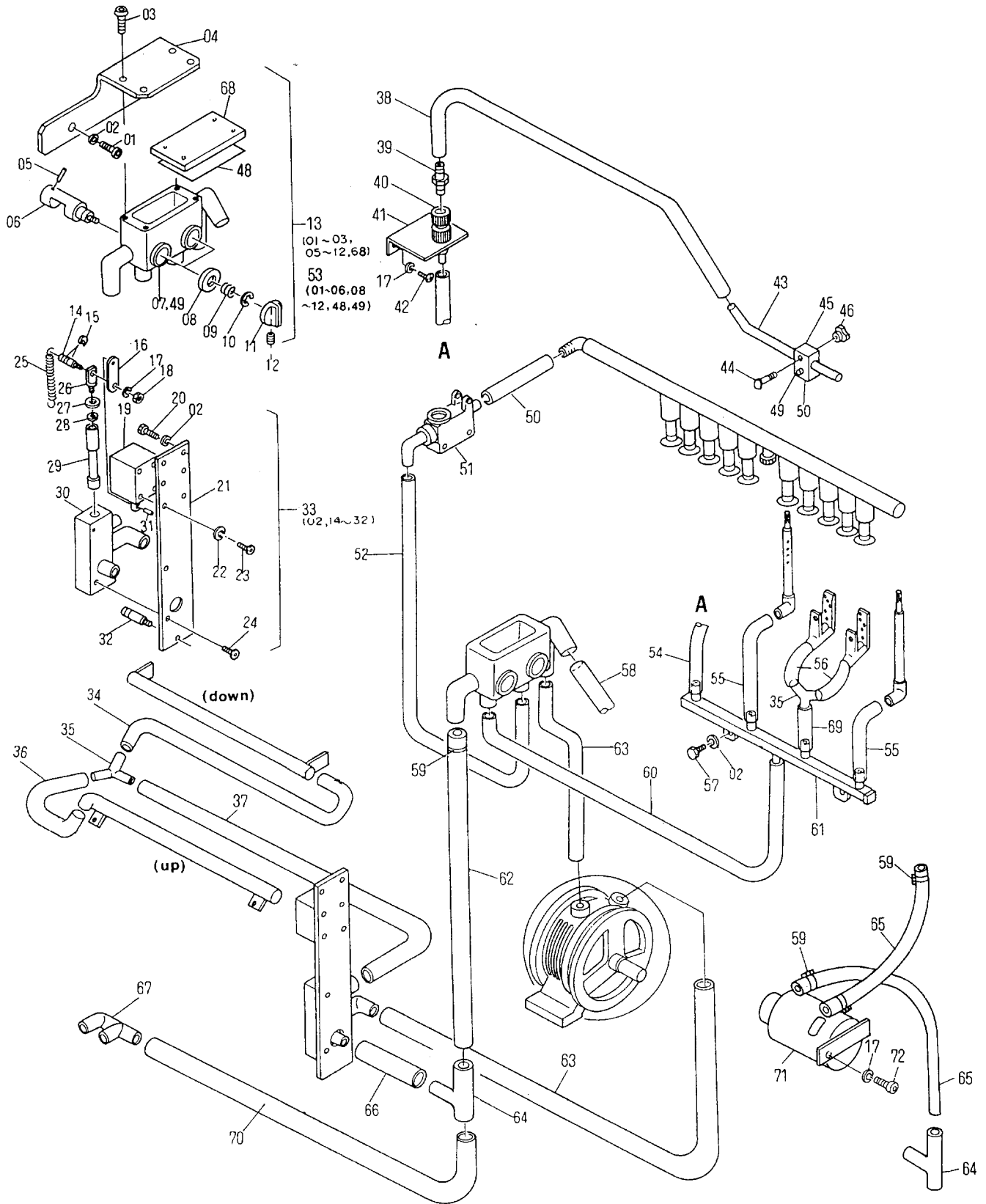


**Feed Section  
Skidwheel**

**N5013**

| INDEX No. | Parts No.   | Description                 | Remarks                      | Units Per Assy |
|-----------|-------------|-----------------------------|------------------------------|----------------|
| 01        | 6801-10025  | Skidwheel Bracket           |                              | 2              |
| 02        | 6801-10013  | Spreader                    |                              | 2              |
| 03        | EH10-12     | Thumb Screw                 |                              | 8              |
| 04        | H11-14-3    | Skidwheel                   |                              | 6              |
| 05        | H31-08-1A-3 | Skidwheel Arm               |                              | 2              |
| 06        | H31-11-3    | Skidwheel Knob              |                              | 6              |
| 07        | 180-106     | Washer                      |                              | 3              |
| 08        | 117-365     | Screw                       |                              | 3              |
| 09        | H31-12-3    | Skidwheel Spring            |                              | 1              |
| 10        | 181-404     | E-Ring                      |                              | 8              |
| 11        | H31-13-3    | Skidwheel Spring            |                              | 1              |
| 12        | 6801-10016  | Spreader                    |                              | 2              |
| 13        | 6801-10076A | Skidwheel Arm               |                              | 2              |
| 14        | 183-151     | Roll Pin                    |                              | 4              |
| 15        | 183-142     | Roll Pin                    |                              | 2              |
| 16        | 125-712.01  | Screw                       |                              | 4              |
| 17        | 180-105.01  | Lock Washer                 |                              | 5              |
| 18        | 5101-10074A | Paper Retainer Assy         |                              | 2              |
| 19        | H31-03-3    | Guide Arm Bracket           |                              | 4              |
| 20        | 6801-10034  | Skidwheel Bracket Guide Arm |                              | 2              |
| 21        | 5801-10091A | Paper Retainer Assy         |                              | 1              |
| 22        | 181-408     | E-Ring                      |                              | 4              |
| 23        | 5101-10036  | Skidwheel Frame             |                              | 2              |
| 24        | 5101-10118  | Stopper                     |                              | 2              |
| 25        | H11-12-3    | Skidwheel Bracket           |                              | 8              |
| 26        | H31-04-3    | Skidwheel Bracket           |                              | 4              |
| 27        | 170-105.01  | Nut                         |                              | 2              |
| 28        | H11-13-3    | Skidwheel Spring            |                              | 8              |
| 29        | S30-08-1A-3 | Skidwheel Arm               |                              | 2              |
| 31        | 243-601     | Bushing                     |                              | 8              |
| 32        | S30-08-1B-3 | Skidwheel Assy              | (04, 29-31)                  | 2              |
| 33        | S30-07-1A-3 | Skidwheel Arm               |                              | 2              |
| 34        | S30-07-1B-3 | Skidwheel Assy              | (14, 30, 31, 33)             | 2              |
| 35        | 6801-10076B | Skidwheel Assy              |                              | 2              |
| 36        | H31-08-2A-3 | Skidwheel Assy              | (03-06, 09, 15, 26, 31, 41)  | 1              |
| 37        | H31-08-2B-3 | Skidwheel Assy              | (03-06, 09, 15, 26, 31, 41)  | 1              |
| 38        | 6801-10025B | Skidwheel Assy              | (01, 03, 04, 06, 09, 31, 40) | 1              |
| 39        | 6801-10025A | Skidwheel Assy              | (01, 03, 04, 06, 11, 31, 40) | 1              |
| 40        | H31-07-1A-3 | Skidwheel Assy              |                              | 2              |
| 41        | H31-05-3    | Lock Pin                    |                              | 4              |
| 42        | 117-412.01  | Screw                       |                              | 4              |
| 43        | 180-104.01  | Lock Washer                 |                              | 4              |
| 44        | 117-512.01  | Screw                       |                              | 1              |
| 45        | 6801-10080  | Bracket                     | DF-3L193~                    | 2              |
| 46        | 6801-10081  | Thumb Screw                 | DF-3L193~                    | 2              |
| 47        | 6901-10036  | Bracket                     | DF-3L193~                    | 2              |
| 48        | 6801-10082B | Bracket                     | DF-3L193~                    | 2              |
| 49        | 6801-10079  | Paper Guide                 | DF-3L193~                    | 1              |
| 50        | 6801-10078  | Paper Guide                 | DF-3L193~                    | 1              |
| 51        | 125-706.01  | Screw                       | DF-3L193~                    | 4              |
| 52        | 180-105.01  | Lock Washer                 | DF-3L193~                    | 4              |
| 53        | 6901-10033  | Pin                         | Included in 48<br>DF-3L193~  | 2              |
| 54        | 184-106     | Flat Washer                 | DF-3L193~                    | 2              |
| 55        | 6801-10079A | Paper Guide Assy            | (45-49)<br>DF-3L193~         | 1              |
| 56        | 6801-10078A | Paper Guide Assy            | (45-48, 50)<br>DF-3L193~     | 1              |
| 57        | 122-165     | Screw                       | New Type                     | 2              |
| 58        |             |                             |                              |                |
| 59        |             |                             |                              |                |
| 60        |             |                             |                              |                |
| 61        |             |                             |                              |                |
| 62        |             |                             |                              |                |
| 63        |             |                             |                              |                |
| 64        |             |                             |                              |                |
| 65        |             |                             |                              |                |
| 66        |             |                             |                              |                |
| 67        |             |                             |                              |                |
| 68        |             |                             |                              |                |
| 69        |             |                             |                              |                |
| 70        |             |                             |                              |                |

**A**

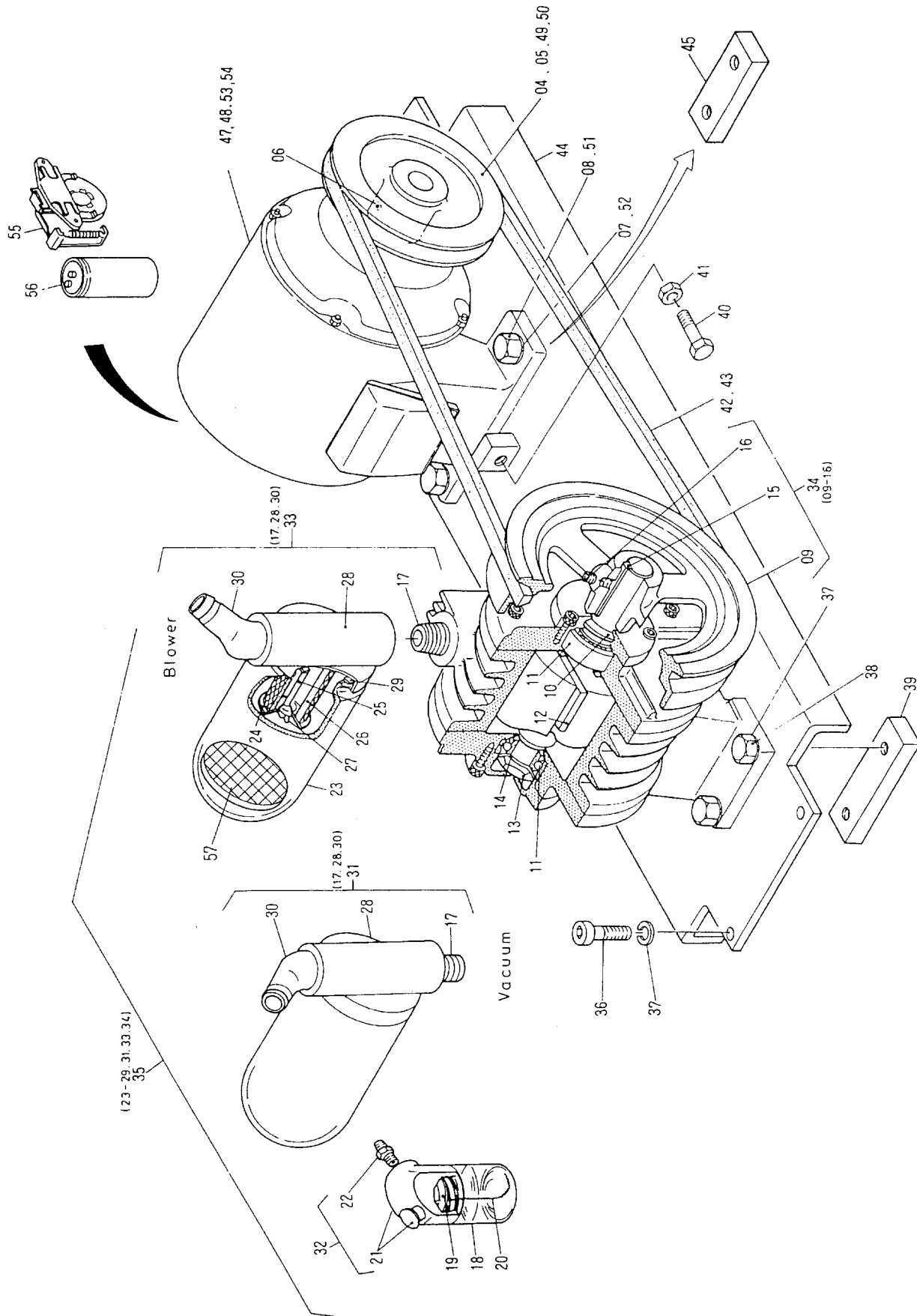


**Feed Section  
Air Valve and Air Piping**

**N5014**

| INDEX No. | Parts No.   | Description                                   | Remarks | Units Per Assy |
|-----------|-------------|---|---------|----------------|
| 01        | 117-362     | Screw   |         | 2              |
| 02        | 180-106     | Lock Washer                                   |         | 2              |
| 03        | 117-512     | Screw   |         | 4              |
| 04        | 6801-12002  | Bracket                                       |         | 1              |
| 05        | 183-210     | Roll Pin                                      |         | 1              |
| 06        | CK16-04     | Air Control Shaft                             |         | 2              |
| 07        | CK16-01A    | Air Control                                   |         | 1              |
| 08        | 184-114     | Flat Washer                                   |         | 2              |
| 09        | 5201-12018  | Spring  |         | 2              |
| 10        | 181-412     | E-Ring  |         | 2              |
| 11        | H13-14-3    | Air Control Shaft Knob                        |         | 2              |
| 12        | 145-410     | Set Screw                                     |         | 2              |
| 13        | 6801-12002A | Air Control Valve Assy (01-12, 68)            |         | 1              |
| 14        | CP09-15     | Pin   |         | 1              |
| 15        | 181-404     | E-Ring  |         | 2              |
| 16        | CP09-16     | Link  |         | 1              |
| 17        | 180-105     | Lock Washer                                   |         | 3              |
| 18        | 170-108     | Nut   |         | 1              |
| 19        | E09-25-3    | Solenoid                                      |         | 1              |
| 20        | 101-366     | Screw   |         | 2              |
| 21        | CP09-41     | Valve Plate                                   |         | 1              |
| 22        | 180-103     | Lock Washer                                   |         | 4              |
| 23        | 125-610     | Screw   |         | 4              |
| 24        | 125-715     | Screw   |         | 2              |
| 25        | KU-05       | Spring  |         | 1              |
| 26        | X05-51-3    | Bolt  |         | 1              |
| 27        | X01-14-3    | Spacer  |         | 1              |
| 28        | F46-10-3    | Spacer  |         | 1              |
| 29        | H18-12-3    | Piston  |         | 1              |
| 30        | CP09-56A    | Valve Assy                                    |         | 1              |
| 31        | 183-182     | Roll Pin                                      |         | 1              |
| 32        | CP09-53     | Pin   |         | 1              |
| 33        | CP09-41A    | Valve Assy (02, 14-32)                        |         | 1              |
| 34        | 6801-12011  | Hose  |         | 1              |
| 35        | H13-46-01-3 | Hose Joint                                    |         | 2              |
| 36        | 6801-12014  | Hose  |         | 1              |
| 37        | 6801-12015  | Hose  |         | 1              |
| 38        | 6801-12008  | Hose  |         | 1              |
| 39        | 5103-09106  | Hose Joint                                    |         | 1              |
| 40        | 5103-09105  | Hose Joint                                    |         | 1              |
| 41        | 6801-12004  | Bracket                                       |         | 1              |
| 42        | 125-710     | Screw   |         | 2              |
| 43        | CK05-17A    | Blower Pipe                                   |         | 1              |
| 44        | KC05-32     | Screw   |         | 1              |
| 45        | CK05-14     | Blower Nozzle Bracket                         |         | 1              |
| 46        | KC05-34     | Knob  |         | 1              |
| 47        | 183-243     | Roll Pin                                      |         | 1              |
| 48        | CK16-32     | Plate   | Option  | 1              |
| 49        | CK16-31     | Air Control                                   | Option  | 1              |
| 50        | 6801-12019  | Hose  |         | 1              |
| 51        | 6801-05058A | Air Valve Assy                                |         | 1              |
| 52        | 6801-12007  | Hose  |         | 1              |
| 53        | 6801-12002B | Air Control Valve Assy (01-06, 08-12, 48, 49) | Option  | 1              |
| 54        | 6801-12009  | Hose  |         | 1              |
| 55        | H13-51-03-3 | Hose  |         | 2              |
| 56        | 6801-12010  | Hose  |         | 2              |
| 57        | 101-362     | Screw   |         | 2              |
| 58        | 5101-12003  | Hose  |         | 1              |
| 59        | H13-54-01-3 | Hose Band                                     |         | 11             |
| 60        | 6801-12006  | Hose  |         | 1              |
| 61        | E1113-08A   | Blower Hose Joint                             |         | 1              |
| 62        | EH23-02     | Hose  |         | 1              |
| 63        | EH23-01     | Hose  |         | 2              |
| 64        | CP09-107    | Hose Joint                                    |         | 1              |
| 65        | 6801-12020  | Hose  | Option  | 2              |
| 66        | 6801-12005  | Hose  |         | 1              |
| 67        | 5101-12013  | Hose Joint                                    |         | 1              |
| 68        | H18-26-3    | Plate   |         | 1              |
| 69        | 5101-12020  | Hose  |         | 1              |
| 70        | CH06-19     | Hose  |         | 1              |
| 71        | CK16-34     | Air Tank                                      | Option  | 1              |
| 72        | 117-515     | Screw   |         | 1              |

**A**

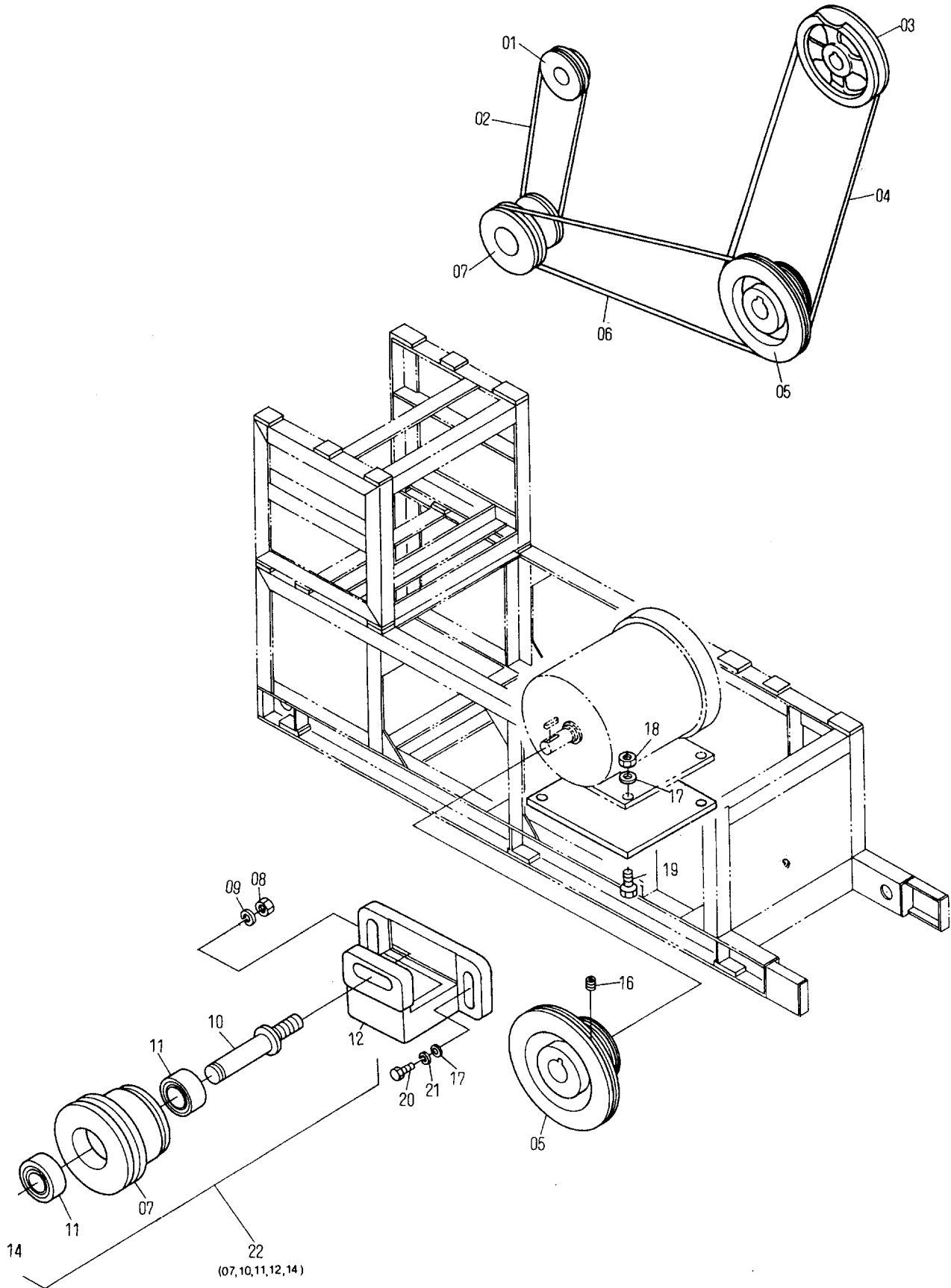


Pump and Pump Drive Motor

N5015

| INDEX No. | Parts No.   | Description                      | Remarks             | Units Per Assy |   |
|-----------|-------------|----------------------------------|---------------------|----------------|---|
|           |             |                                  |                     |                |   |
|           |             |                                  |                     |                |   |
| 04        | B08-06-11-3 | Pump Drive Motor Pulley          | Single phase 200V   | 60Hz           | 1 |
| 05        | B08-06-12-3 | Pump Drive Motor Pulley          | Single phase 200V   | 50Hz           | 1 |
| 06        | 145-362     | Set Screw                        |                     |                | 1 |
| 07        | 180-108     | Lock Washer                      |                     |                | 4 |
| 08        | 101-466     | Screw                            |                     |                | 4 |
| 09        | H13-92-3    | Pump Pulley                      |                     |                | 1 |
| 10        | H13-98-3    | Oil Retainer                     |                     |                | 1 |
| 11        | H13-77-3    | Bearing                          |                     |                | 2 |
| 12        | H13-91-01-3 | Rotor Blade                      |                     |                | 4 |
| 13        | 174-704     | Bearing Nut                      |                     |                | 1 |
| 14        | 180-704     | Washer                           |                     |                | 1 |
| 15        | H13-97-3    | Key for Pump Pulley              |                     |                | 1 |
| 16        | 145-365     | Set Screw                        |                     |                | 1 |
| 17        | EH13-09     | Inlet (Outlet) Nipple            |                     |                | 2 |
| 18        | H13-59-3    | Oil Reservoir Bottle             |                     |                | 1 |
| 19        | H13-60-3    | Oil Reservoir Washer             |                     |                | 1 |
| 20        | H13-62-3    | Oil Wick                         |                     |                | 1 |
| 21        | H13-57-0A-3 | Oil Cap                          |                     |                | 1 |
| 22        | H13-61-01-3 | Oil Reservoir Bottle Nipple      |                     |                | 1 |
| 23        | H13-24-3    | Filter Bottle                    |                     |                | 2 |
| 24        | H13-27-31-3 | Filter Retaining Plate           |                     |                | 2 |
| 25        | H13-26-31-3 | Filter Retaining Stem            |                     |                | 2 |
| 26        | H13-28-31-3 | Filter                           |                     |                | 2 |
| 27        | 163-105     | Wing Nut                         |                     |                | 2 |
| 28        | EH13-05     | Filter Bracket                   |                     |                | 2 |
| 29        | H13-25-3    | Filter Gasket                    |                     |                | 2 |
| 30        | CK16-20     | Hose Joint                       |                     |                | 2 |
| 31        | CK16-20A    | Inlet Filter Bracket             | (17, 28, 30)        |                | 1 |
| 32        | H13-57-1B-3 | Oil Reservoir Assy               | (18-22)             |                | 1 |
| 33        | CK16-20B    | Outlet Filter Bracket            | (17, 28, 30)        |                | 1 |
| 34        | EH13-01A    | Pump with Pulley                 | (09-16)             |                | 1 |
| 35        | EH13-01G    | Pump Assy                        | (23-29, 31, 33, 34) |                | 1 |
| 36        | 117-565     | Screw                            |                     |                | 4 |
| 37        | 180-110     | Lock Washer                      |                     |                | 8 |
| 38        | 101-571     | Screw                            |                     |                | 4 |
| 39        | H13-72-3    | Nut                              |                     |                | 2 |
| 40        | 101-480     | Screw                            |                     |                | 1 |
| 41        | 170-108     | Nut                              |                     |                | 1 |
| 42        | KV-11       | Pulley Drive Belt                |                     | 50Hz A-35      | 1 |
| 43        | F33-11-01-3 | Pulley Drive Belt                |                     | 60Hz A-34      | 1 |
| 44        | 6801-12001  | Pump and Motor mounting Platform |                     |                | 1 |
| 45        | 7205-01022  | Spacer                           |                     |                | 2 |
|           |             |                                  |                     |                |   |
| 47        | E01-85-3    | Pump Drive Motor (110V/220V)     |                     | Single Phase   | 1 |
| 48        | E01-83-3    | Pump Drive Motor (200V)          |                     | 3 Phase        | 1 |
| 49        | B08-06-13-3 | Pump Drive Motor Pulley          | 3 phase 200V        | 60Hz           | 1 |
| 50        | B08-06-14-3 | Pump Drive Motor Pulley          | 3 phase 200V        | 50Hz           | 1 |
| 51        | 101-375     | Screw                            | 3 phase 200V        |                | 2 |
| 52        | 184-106     | Flat Washer                      | 3 phase 200V        |                | 2 |
| 53        | E01-87-3    | Pump Drive Motor (120V/240V)     |                     | Single Phase   | 1 |
| 54        | E01-89-3    | Pump Drive Motor (220V/380V)     |                     | 3 Phase        | 1 |
| 55        | E91-11-3    | Governor Switch                  | Included in 47, 53  |                | 1 |
| 56        | E91-13-3    | Capacitor                        | Included in 47, 53  |                | 1 |
| 57        | H13-27-1P-3 | Oil Catch                        |                     |                | 1 |
| 58        |             |                                  |                     |                |   |
| 59        |             |                                  |                     |                |   |
| 60        |             |                                  |                     |                |   |
| 61        |             |                                  |                     |                |   |
| 62        |             |                                  |                     |                |   |
| 63        |             |                                  |                     |                |   |
| 64        |             |                                  |                     |                |   |
| 65        |             |                                  |                     |                |   |
| 66        |             |                                  |                     |                |   |
| 67        |             |                                  |                     |                |   |
| 68        |             |                                  |                     |                |   |
| 69        |             |                                  |                     |                |   |
| 70        |             |                                  |                     |                |   |

A





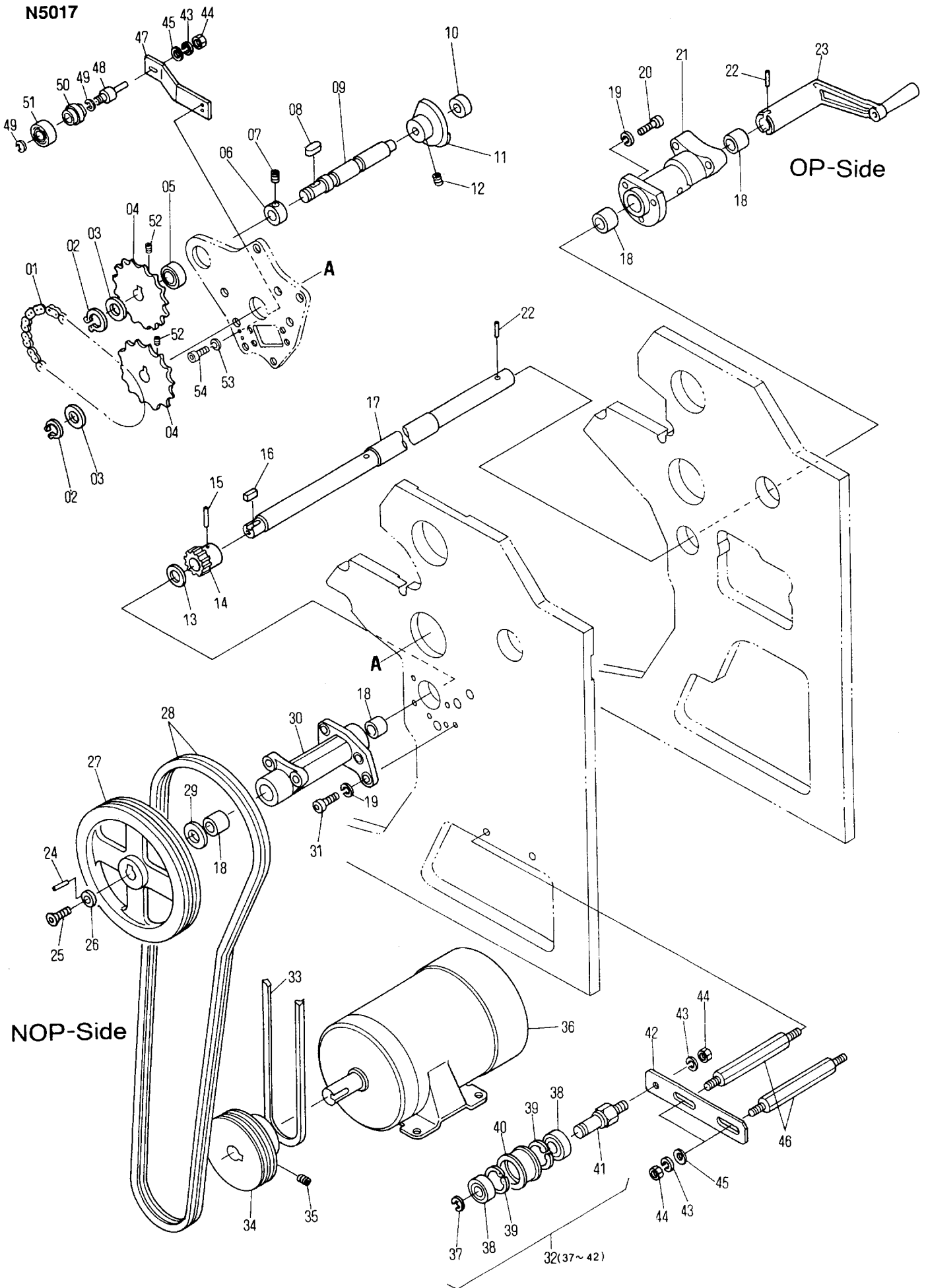
Main Drive and Feeder Drive Section

N5016

| INDEX No. | Parts No.   | Description  | Remarks              | Units Per Assy |
|-----------|-------------|--------------|----------------------|----------------|
| 01        | 6801-02025  | Pulley       |                      | 1              |
| 02        | 6801-02022  | Drive Velt   |                      | 1              |
| 03        | 6802-14012  | Pulley       |                      | 1              |
| 04        | 6802-14019  | Drive Velt   |                      | 2              |
| 05        | 6802-14013  | Motor Pulley |                      | 1              |
| 06        | 6802-14020  | Drive Velt   |                      | 1              |
| 07        | 6801-02014  | Pulley       |                      | 1              |
| 08        | 170-112     | Nut          |                      | 1              |
| 09        | 180-112     | Lock Washer  |                      | 1              |
| 10        | 6801-02015  | Stud Pin     |                      | 1              |
| 11        | 250-202.8   | Bearing      |                      | 2              |
| 12        | 5101-02046  | Bracket      |                      | 1              |
| 14        | 181-015     | C-Ring       |                      | 1              |
| 16        | 145-358     | Set Screw    |                      | 1              |
| 17        | 184-110     | Flat Washer  |                      | 4              |
| 18        | 170-110     | Nut          |                      | 4              |
| 19        | 101-578.5   | Screw        |                      | 4              |
| 20        | 101-565     | Screw        |                      | 2              |
| 21        | 180-110     | Lock Washer  |                      | 2              |
| 22        | 6801-02014A | Bracket Assy | (07, 10, 11, 12, 14) | 1              |
| 23        |             |              |                      |                |
| 24        |             |              |                      |                |
| 25        |             |              |                      |                |
| 26        |             |              |                      |                |
| 27        |             |              |                      |                |
| 28        |             |              |                      |                |
| 29        |             |              |                      |                |
| 30        |             |              |                      |                |
| 31        |             |              |                      |                |
| 32        |             |              |                      |                |
| 33        |             |              |                      |                |
| 34        |             |              |                      |                |
| 35        |             |              |                      |                |
| 36        |             |              |                      |                |
| 37        |             |              |                      |                |
| 38        |             |              |                      |                |
| 39        |             |              |                      |                |
| 40        |             |              |                      |                |
| 41        |             |              |                      |                |
| 42        |             |              |                      |                |
| 43        |             |              |                      |                |
| 44        |             |              |                      |                |
| 45        |             |              |                      |                |
| 46        |             |              |                      |                |
| 47        |             |              |                      |                |
| 48        |             |              |                      |                |
| 49        |             |              |                      |                |
| 50        |             |              |                      |                |
| 51        |             |              |                      |                |
| 52        |             |              |                      |                |
| 53        |             |              |                      |                |
| 54        |             |              |                      |                |
| 55        |             |              |                      |                |
| 56        |             |              |                      |                |
| 57        |             |              |                      |                |
| 58        |             |              |                      |                |
| 59        |             |              |                      |                |
| 60        |             |              |                      |                |
| 61        |             |              |                      |                |
| 62        |             |              |                      |                |
| 63        |             |              |                      |                |
| 64        |             |              |                      |                |
| 65        |             |              |                      |                |
| 66        |             |              |                      |                |
| 67        |             |              |                      |                |
| 68        |             |              |                      |                |
| 69        |             |              |                      |                |
| 70        |             |              |                      |                |

B

N5017



## Main Drive Section

N5017

| INDEX No. | Parts No.   | Description       | Remarks            | Units Per Assy |
|-----------|-------------|-------------------|--------------------|----------------|
| 01        | 6802-14010  | Chain             |                    | 1              |
| 02        | 181-016     | C-Ring            |                    | 1              |
| 03        | 184-116     | Flat Washer       |                    | 1              |
| 04        | 6802-14008  | Sprocket          |                    | 2              |
| 05        | 250-003.6   | Bearing           |                    | 1              |
| 06        | 185-2020.01 | Collar            |                    | 1              |
| 07        | 145-356     | Set Screw         |                    | 1              |
| 08        | 188-025     | Key               |                    | 1              |
| 09        | 6802-14011  | Shaft             |                    | 1              |
| 10        | 250-001.6   | Bearing           |                    | 1              |
| 11        | 6801-10056  | Jogger Cam        |                    | 1              |
| 12        | 145-358     | Set Screw         |                    | 2              |
| 13        | 6802-14005  | Spacer            |                    | 1              |
| 14        | 6802-14004  | Gear              |                    | 1              |
| 15        | 183-209     | Roll Pin          |                    | 1              |
| 16        | 188-050     | Key               |                    | 1              |
| 17        | 6802-14001  | Shaft             |                    | 1              |
| 18        | 258-026     | Needle Bearing    | Included in 21, 30 | 4              |
| 19        | 180-108     | Lock Washer       |                    | 6              |
| 20        | 117-475     | Screw             |                    | 3              |
| 21        | 6802-14002A | Bracket Assy      |                    | 1              |
| 22        | 183-229     | Roll Pin          |                    | 1              |
| 23        | 5102-14063  | Crank Handle      |                    | 1              |
| 24        | 183-150     | Roll Pin          |                    | 1              |
| 25        | 122-162     | Screw             |                    | 1              |
| 26        | 5102-14053  | Washer            |                    | 1              |
| 27        | 6802-14012  | Pulley            |                    | 1              |
| 28        | 6802-14019  | Belt              |                    | 2              |
| 29        | 6802-14021  | Washer            |                    | 1              |
| 30        | 6802-14003A | Bracket           |                    | 1              |
| 31        | 117-470     | Screw             |                    | 3              |
| 32        | 6802-14017A | Guide Roller Assy | (37~42)            | 1              |
| 33        | 6802-14020  | Belt              |                    | 1              |
| 34        | 6802-14013  | Pulley            |                    | 1              |
| 35        | 145-358     | Set Screw         |                    | 1              |
| 36        | E01-74-3    | Motor             |                    | 1              |
| 37        | 181-412     | E-Ring            |                    | 1              |
| 38        | 250-302.6   | Bearing           |                    | 2              |
| 39        | 181-242     | C-Ring            |                    | 2              |
| 40        | 6802-14016  | Guide Roller      |                    | 1              |
| 41        | 6802-14017  | Bearing Pin       |                    | 1              |
| 42        | 5102-14061  | Bracket           |                    | 1              |
| 43        | 180-110     | Lock Washer       |                    | 2              |
| 44        | 170-110     | Nut               |                    | 2              |
| 45        | 184-110     | Flat Washer       |                    | 2              |
| 46        | 6802-14009  | Screw Stud        |                    | 2              |
| 47        | 6802-14022  | Bracket           |                    | 1              |
| 48        | 6801-05015  | Stud Pin          |                    | 1              |
| 49        | 181-226     | C-Ring            |                    | 2              |
| 50        | 6801-05073  | Roller            |                    | 1              |
| 51        | 250-000.6   | Bearing           |                    | 1              |
| 52        | 145-510     | Set Screw         |                    | 2              |
| 53        | 180-105     | Lock Washer       |                    | 2              |
| 54        | 117-512     | Screw             |                    | 2              |
| 55        |             |                   |                    |                |
| 56        |             |                   |                    |                |
| 57        |             |                   |                    |                |
| 58        |             |                   |                    |                |
| 59        |             |                   |                    |                |
| 60        |             |                   |                    |                |
| 61        |             |                   |                    |                |
| 62        |             |                   |                    |                |
| 63        |             |                   |                    |                |
| 64        |             |                   |                    |                |
| 65        |             |                   |                    |                |
| 66        |             |                   |                    |                |
| 67        |             |                   |                    |                |
| 68        |             |                   |                    |                |
| 69        |             |                   |                    |                |
| 70        |             |                   |                    |                |

B

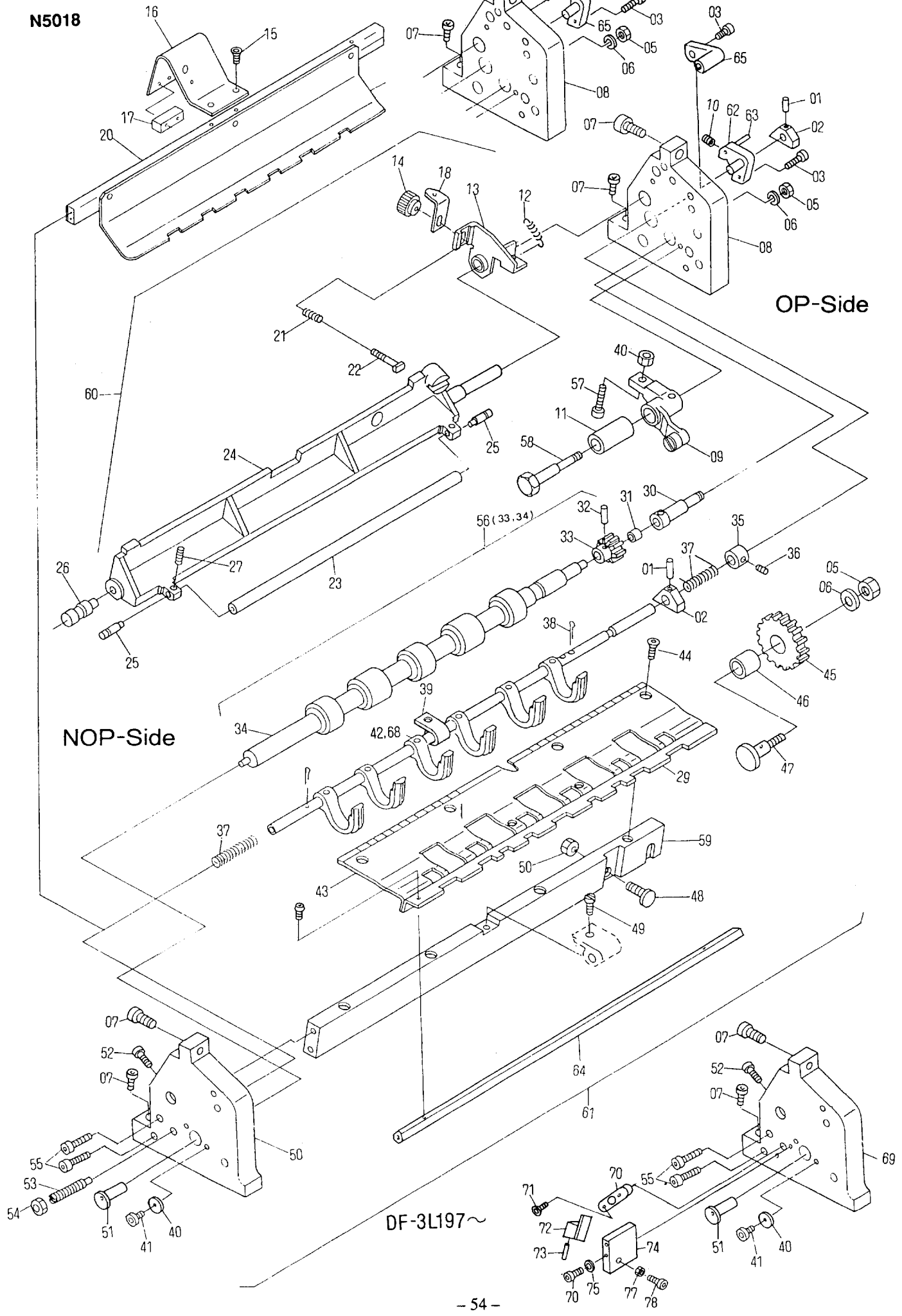
N5018

NEW TYPE

OP-Side

NOP-Side

DF-3L197~



**Paper Feed-In Unit  
Upper Feed Roller and Lower Feed Roller**

**N5018**

| INDEX No. | Parts No.   | Description                       | Remarks                     | Units Per Assy |
|-----------|-------------|-----------------------------------|-----------------------------|----------------|
| 01        | 183-152     | Roll Pin                          |                             | 2              |
| 02        | M04-30-3    | Head Stop Operating Cam           |                             | 2              |
| 03        | 117-370     | Screw                             |                             | 1              |
| 04        | 6802-05027  | Nut                               |                             | 1              |
| 05        | 170-108     | Nut                               |                             | 2              |
| 06        | 180-108     | Lock Washer                       |                             | 5              |
| 07        | 117-475     | Screw                             |                             | 2              |
| 08        | 6802-05001  | Paper Feed-In Unit Frame          | OP-S                        | 1              |
| 09        | 6802-05011B | Cam Follower Bracket              |                             | 1              |
| 11        | 5102-05034  | Bushing                           | Included in 09              | 1              |
| 12        | M04-21-3    | Spring                            |                             | 2              |
| 13        | 6802-05012A | Lever                             |                             | 1              |
| 14        | 5102-05037  | Adjustment Knob                   |                             | 1              |
| 15        | 122-110     | Screw                             |                             | 2              |
| 16        | 6802-05023  | Bracket                           |                             | 1              |
| 17        | E26-71-3    | Sensor                            |                             |                |
| 18        | M04-20-3    | Clip Stop                         |                             |                |
| 19        | 6802-05007  | Guide                             |                             | 1              |
| 20        | 6802-05009  | Cross Bar                         |                             | 1              |
| 21        | M04-18-3    | Spring                            |                             | 1              |
| 22        | M04-17-3    | Adjustment Screw                  |                             | 1              |
| 23        | 6802-05006A | Upper Feed Roller with Bearing    |                             | 1              |
| 24        | 6802-05010A | Upper Feed Roller Frame           |                             | 1              |
| 25        | M04-05-01-3 | Upper Feed Roller Pivot Pin       |                             | 2              |
| 26        | EM04-30     | Upper Feed Roller Frame Pivot Pin | Included in 24              | 1              |
| 27        | 145-406     | Set Screw                         |                             | 2              |
| 28        | 182-149     | Set Screw                         |                             | 1              |
| 29        | 6802-05021  | Paper Guide                       |                             | 1              |
| 30        | 6802-05013  | Lower Feed Roller Bushing         |                             | 1              |
| 31        | 241-0810.2  | Bushing                           | Included in 30              | 1              |
| 32        | 183-168     | Roll Pin                          |                             |                |
| 33        | 5102-05029  | Gear                              |                             | 1              |
| 34        | 6802-05004  | Lower Feed Roller                 |                             | 1              |
| 35        | M04-46-3    | Collar                            |                             | 1              |
| 36        | 145-506     | Set Screw                         |                             | 1              |
| 37        | M04-32-3    | Spring                            |                             | 2              |
| 38        | 183-744     | Cotter Pin                        |                             | 2              |
| 39        | M04-59-3    | Head Stop Bracket                 |                             | 1              |
| 40        | H01-21-3    | Washer                            |                             | 1              |
| 41        | 125-656     | Screw                             |                             | 1              |
| 42        | 6802-05020A | Head Stop Assy                    | Old Type                    | 1              |
| 43        | 6802-05003  | Paper Feed Plate                  |                             | 1              |
| 44        | 122-110     | Screw                             |                             | 4              |
| 45        | 6802-05015A | Gear                              |                             | 1              |
| 46        | A01-09-3    | Bushing                           | Included in 45              | 1              |
| 47        | 6802-05016  | Gear stud                         |                             | 1              |
| 48        | 5102-05019  | Eccentric Pin                     |                             | 1              |
| 49        | M04-60-3    | Screw                             |                             | 1              |
| 50        | 6802-05002  | Frame                             | Old Type                    | 1              |
| 51        | 6502-05021  | Eccentric Bushing                 |                             | 1              |
| 52        | 125-710     | Screw                             |                             | 1              |
| 53        | M01-08-3    | Screw                             |                             | 1              |
| 54        | 170-108.3   | Nut                               |                             | 1              |
| 55        | 117-375     | Screw                             |                             | 1              |
| 56        | 6802-05004A | Lower Feed Roller Assy            | (33, 34)                    | 1              |
| 57        | 6802-05026  | Adjustment Screw                  |                             | 1              |
| 58        | 5102-05017  | Cam Follower Shaft                |                             | 1              |
| 59        | 6802-05008  | Cross Frame                       |                             | 1              |
| 60        | 6802-05010B | Feed Roller Assy                  | (10, 13, 14, 18, 21~25, 27) | 1              |
| 61        | 6802-05001A | Paper Feed in Unit Assy           |                             | 1              |
| 62        | 6802-05033  | Bushing Bracket                   |                             | 1              |
| 63        | 6802-05034  | Eccentric Pin                     |                             | 1              |
| 64        | 6802-05018  | Guide Bar                         |                             | 1              |
| 65        | 6802-05030  | Bushing Bracket                   |                             | 1              |
| 66        | 183-813     | Roll Pin                          | (ø3 × 40)                   | 1              |
| 67        | 5108-06046  | Pin                               | (ø4 - SUS)                  | 1              |
| 68        | 6802-05037A | Head Stop Assy                    | DF-3L197~                   | 1              |
| 69        | 6802-05036  | Frame                             | DF-3L197~                   | 1              |
| 70        | 6802-05038  | Bushing Bracket                   | DF-3L197~                   | 1              |

**B**

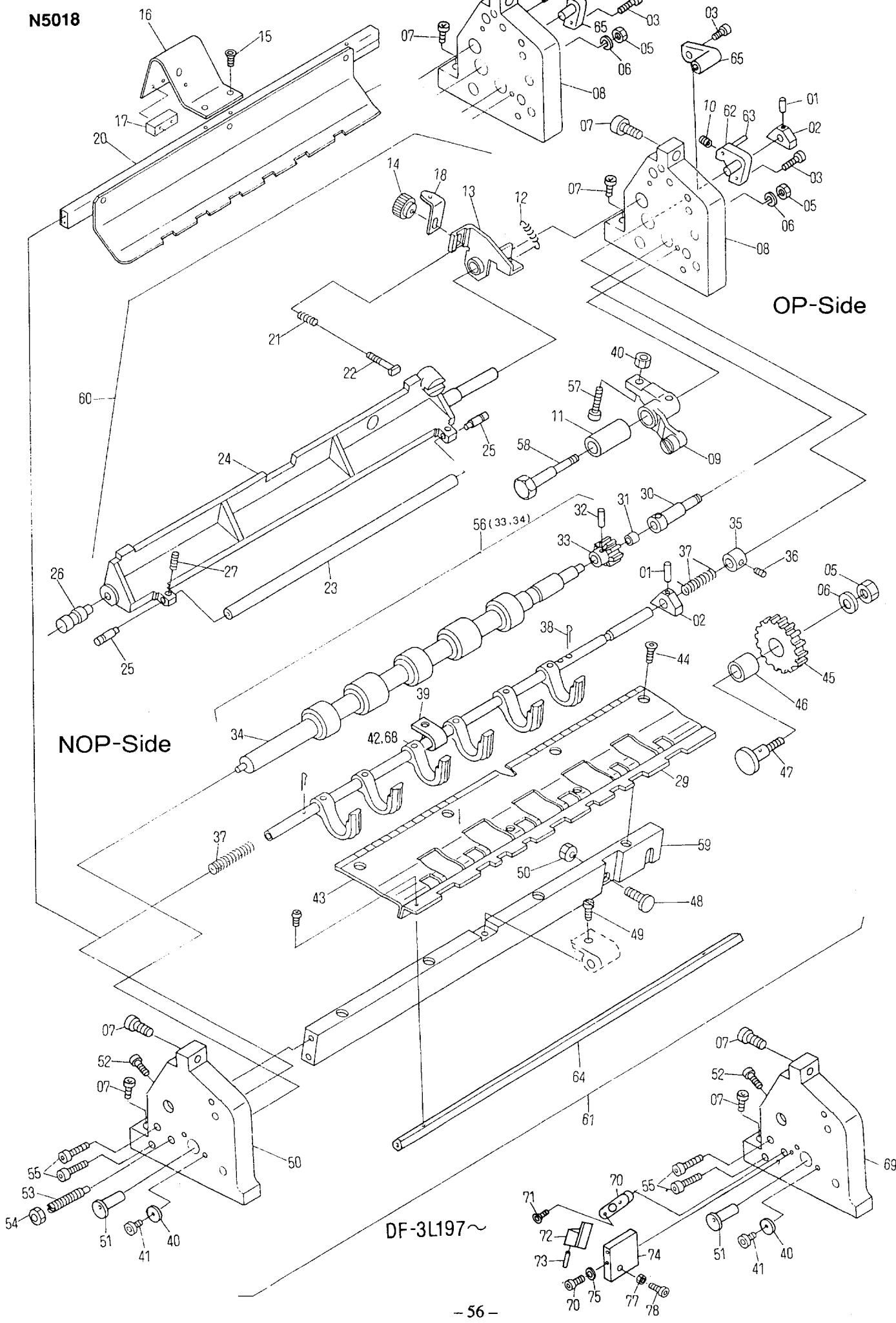
N5018

NEW TYPE

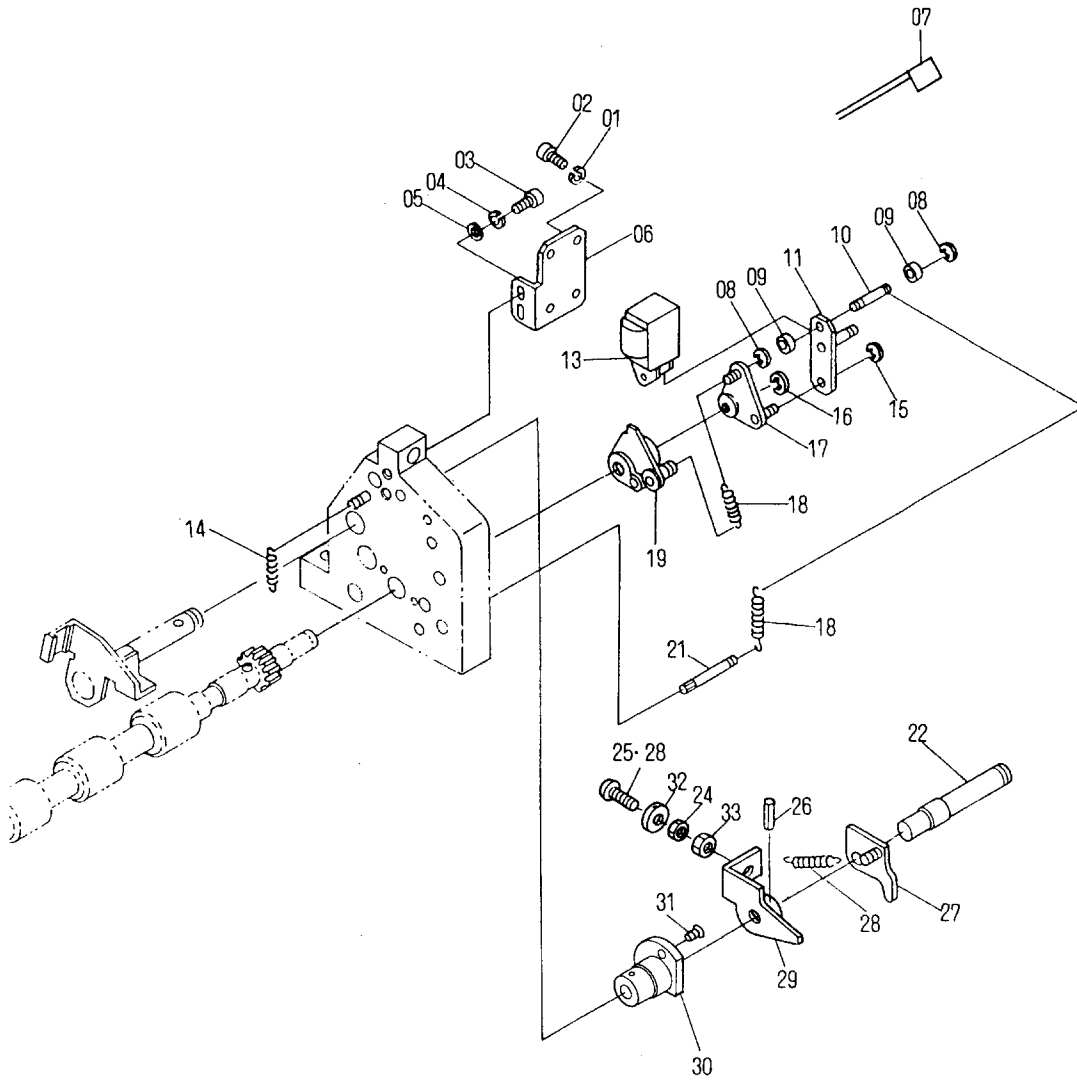
OP-Side

NOP-Side

DF-3L197~







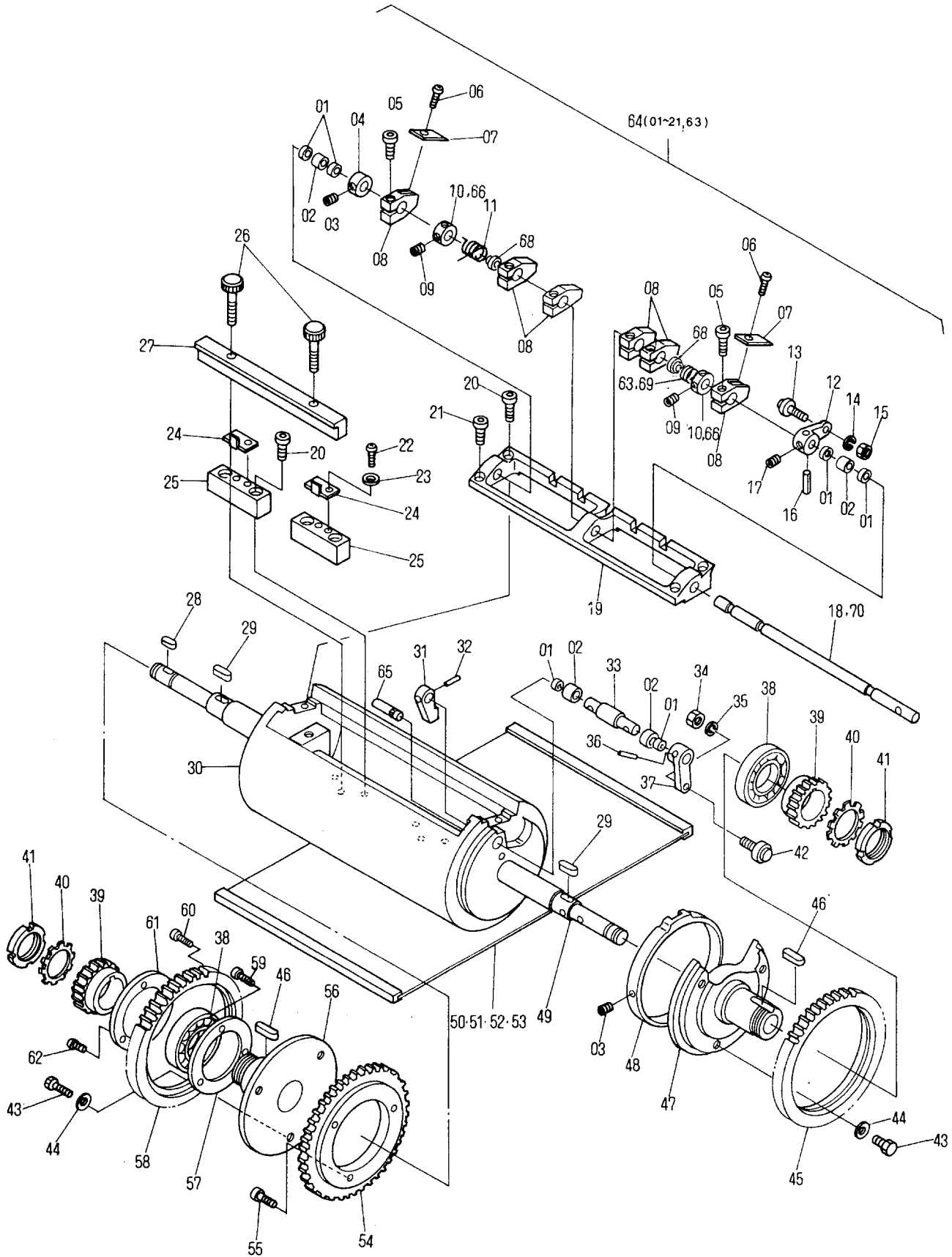


**Paper Feed in Unit  
Head Stop and Paper Detector**

**N5019**

| INDEX No. | Parts No.   | Description               | Remarks   | Units Per Assy |
|-----------|-------------|---------------------------|-----------|----------------|
| 01        | 180-104     | Flat Washer               |           | 4              |
| 02        | 117-410     | Screw                     |           | 4              |
| 03        | 117-512     | Screw                     |           | 2              |
| 04        | 180-105     | Lock Washer               |           | 2              |
| 05        | 184-105     | Flat Washer               |           | 2              |
| 06        | 6802-05017  | Solenoid Bracket          |           | 1              |
| 07        | E44-01-1A-3 | Plug                      |           | 1              |
| 08        | 181-403     | E-Ring                    |           | 2              |
| 09        | EM04-43     | Spacer                    |           | 2              |
| 10        | EM04-59     | Pin                       |           | 1              |
| 11        | 6802-05031  | Link                      |           | 1              |
|           |             |                           |           |                |
| 13        | E09-58-3    | Solenoid                  |           | 1              |
| 14        | M04-21-3    | Spring                    |           | 2              |
| 15        | 181-404     | E-Ring                    |           | 1              |
| 16        | 181-406     | E-Ring                    |           | 1              |
| 17        | 6802-05014A | Lever                     |           | 1              |
| 18        | 5208-01029  | Spring                    |           | 2              |
| 19        | 6802-05019A | Hook Lever                |           | 1              |
|           |             |                           |           |                |
| 21        | 4808-04029  | Pin                       |           | 1              |
| 22        | EM04-49     | Shaft                     |           | 1              |
|           |             |                           |           |                |
| 24        | 170-104     | Nut                       |           | 1              |
| 25        | 5102-05063  | Screw                     | Old Type  | 1              |
| 26        | EM04-66     | Roll Pin                  |           | 1              |
| 27        | 6802-05029A | Head Stop Operating Lever |           | 1              |
| 28        | 6802-05040  | Screw                     | New Type  | 1              |
| 29        | 6802-05005A | Hook Lever                | DF-3L197~ | 1              |
| 30        | 6802-05028  | Flange Bushing            |           | 1              |
| 31        | 122-060     | Screw                     |           | 2              |
| 32        | 5102-05062  | Washer                    |           | 1              |
| 33        | 5102-05064  | Nut                       |           | 1              |
| 34        |             |                           |           |                |
| 35        |             |                           |           |                |
| 36        |             |                           |           |                |
| 37        |             |                           |           |                |
| 38        |             |                           |           |                |
| 39        |             |                           |           |                |
| 40        |             |                           |           |                |
| 41        |             |                           |           |                |
| 42        |             |                           |           |                |
| 43        |             |                           |           |                |
| 44        |             |                           |           |                |
| 45        |             |                           |           |                |
| 46        |             |                           |           |                |
| 47        |             |                           |           |                |
| 48        |             |                           |           |                |
| 49        |             |                           |           |                |
| 50        |             |                           |           |                |
| 51        |             |                           |           |                |
| 52        |             |                           |           |                |
| 53        |             |                           |           |                |
| 54        |             |                           |           |                |
| 55        |             |                           |           |                |
| 56        |             |                           |           |                |
| 57        |             |                           |           |                |
| 58        |             |                           |           |                |
| 59        |             |                           |           |                |
| 60        |             |                           |           |                |
| 61        |             |                           |           |                |
| 62        |             |                           |           |                |
| 63        |             |                           |           |                |
| 64        |             |                           |           |                |
| 65        |             |                           |           |                |
| 66        |             |                           |           |                |
| 67        |             |                           |           |                |
| 68        |             |                           |           |                |
| 69        |             |                           |           |                |
| 70        |             |                           |           |                |

**B**

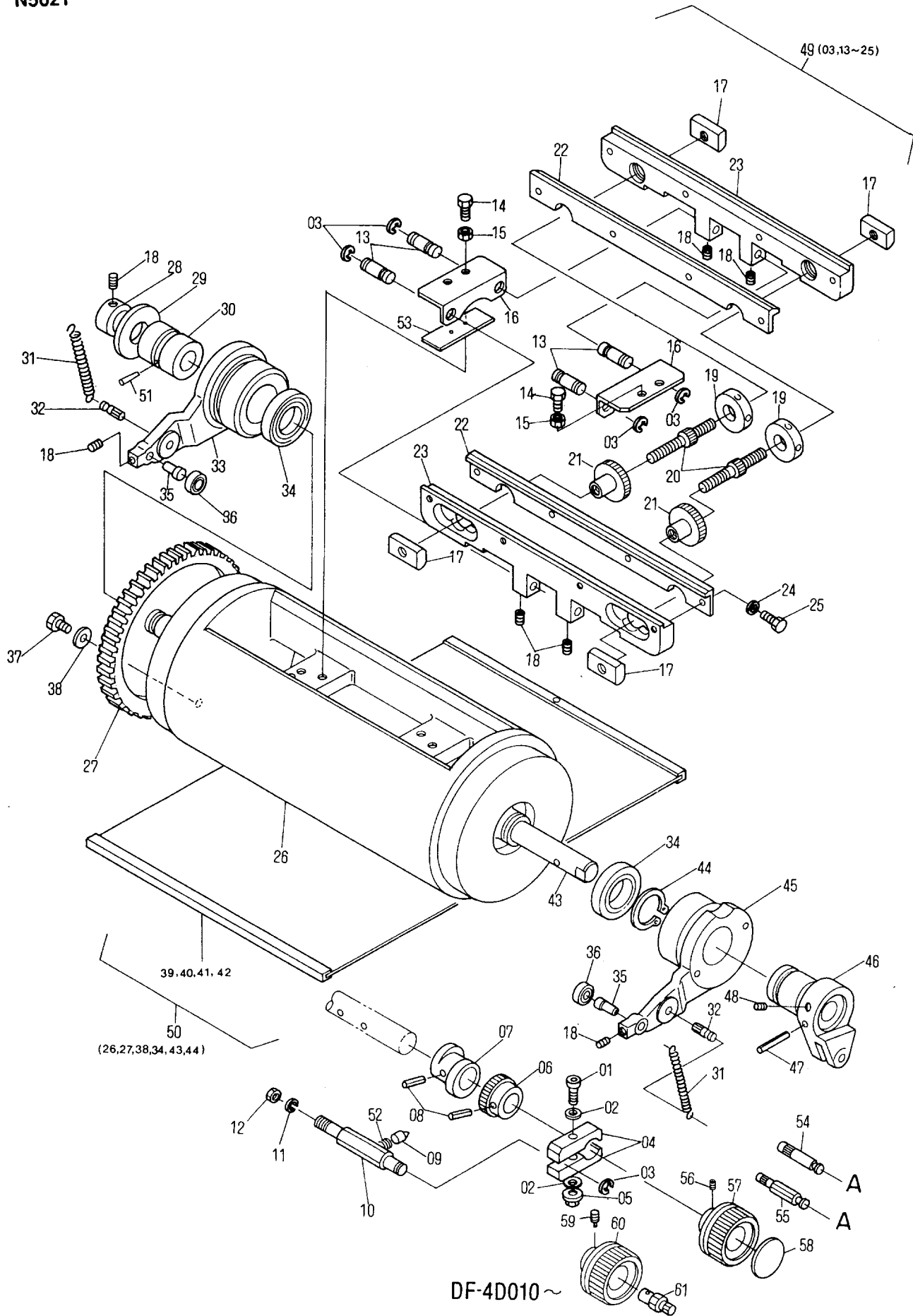


## Blanket Cylinder (Lower Unit)

N5020

| INDEX No. | Parts No.   | Description                | Remarks     | Units Per Assy |
|-----------|-------------|----------------------------|-------------|----------------|
| 01        | 5102-03094  | Oil Seal                   |             | 6              |
| 02        | 5102-03093  | Bearing                    |             | 4              |
| 03        | 145-358     | Set Screw                  |             | 3              |
| 04        | R11-78-3    | Collar                     |             | 1              |
| 05        | 117-370     | Screw                      |             | 6              |
| 06        | 125-606     | Screw                      |             | 6              |
| 07        | 6802-03098  | Gripper Finger             |             | 6              |
| 08        | 6802-03097  | Gripper Bracket            |             | 6              |
| 09        | 145-356     | Set Screw                  |             | 4              |
| 10        | 6802-03099  | Collar                     |             | 2              |
| 11        | 6802-03101  | Spring                     |             | 1              |
| 12        | 6802-03096  | Lever                      |             | 1              |
| 13        | 258-650.2   | Cam Follower               |             | 1              |
| 14        | 180-106     | Lock Washer                |             | 1              |
| 15        | 170-106     | Nut                        |             | 1              |
| 16        | 182-167     | Taper Pin                  |             | 1              |
| 17        | 145-506     | Set Screw                  |             | 1              |
| 18        | 6802-03095  | Gripper Shaft              |             | 1              |
| 19        | 6802-03094  | Gripper Bracket            |             | 1              |
| 20        | 117-380     | Screw                      |             | 6              |
| 21        | 117-365     | Screw                      |             | 2              |
| 22        | 125-710     | Screw                      |             | 4              |
| 23        | 180-105     | Lock Washer                |             | 4              |
| 24        | 6802-03009  | Flat spring                |             | 2              |
| 25        | 6802-03007  | Block                      |             | 2              |
| 26        | 6802-03102  | Adjusting Screw            |             | 2              |
| 27        | 6802-03006  | Bracket Clamp Bar          |             | 1              |
| 28        | 188-025     | Key                        |             | 1              |
| 29        | 188-070     | Key                        |             | 2              |
| 30        | 6802-03002  | Blanket Cylinder           |             | 1              |
| 31        | 5102-03063  | Lever                      |             | 1              |
| 32        | 182-165     | Taper Pin                  |             | 1              |
| 33        | 6802-03017  | Pivot Pin                  |             | 1              |
| 34        | 170-108     | Nut                        |             | 1              |
| 35        | 180-108     | Lock Washer                |             | 1              |
| 36        | 182-166     | Taper Pin                  |             | 1              |
| 37        | 6802-03018  | Lever                      |             | 1              |
| 38        | 250-009.6   | Bearing                    |             | 2              |
| 39        | 6802-03047  | Worm Wheel                 |             | 2              |
| 40        | 180-708     | Lock Washer                |             | 2              |
| 41        | 174-708     | Lock Nut                   |             | 2              |
| 42        | 258-651.3   | Cam Follower               |             | 1              |
| 43        | 101-466     | Screw                      |             | 6              |
| 44        | MC02-13     | Flat Washer                |             | 6              |
| 45        | 5102-03023  | Blanket Cylinder Ring Gear |             | 1              |
| 46        | 188-072     | Key                        |             | 2              |
| 47        | 6802-03087  | Gear Hub                   |             | 1              |
| 48        | 6802-03077  | Cam                        |             | 1              |
| 49        | 6802-03004  | Blanket Cylinder Shaft     |             | 1              |
| 50        | 6802-03019  | Blanket with Metal Clamp   | SPEC 1      | 1              |
| 51        | 6802-03020  | Blanket with Metal Clamp   | SPEC 2      | 1              |
| 52        | 6802-03021  | Blanket with Metal Clamp   | SPEC 3      | 1              |
| 53        | 6802-03022  | Blanket with Metal Clamp   | SPEC 4      | 1              |
| 54        | 6802-03086  | Gear                       |             | 1              |
| 55        | 117-375     | Screw                      |             | 3              |
| 56        | 6802-03088  | Gear Hub                   |             | 1              |
| 57        | 5102-03082  | Bearing Retainer           |             | 1              |
| 58        | 6802-03085  | Blanket Cylinder Ring Gear |             | 1              |
| 59        | 117-515     | Screw                      |             | 3              |
| 60        | 117-468     | Screw                      |             | 4              |
| 61        | 6802-03114  | Bearing Retainer           |             | 1              |
| 62        | 122-112     | Screw                      |             | 3              |
| 63        | 6802-03100  | Spring                     |             | 1              |
| 64        | 6802-03094A | Gripper Assy               | (01~21, 63) | 1              |
| 65        | 6802-03143  | Stopper Pin                |             | 1              |
| 66        | 6802-03147  | Collar                     | DF-31108~   | 2              |
| 67        | 6802-03149  | Spring                     | DF-31108~   | NOP-S          |
| 68        | 6802-03146  | Bushing                    | DF-31108~   | 2              |
| 69        | 6802-03148  | Spring                     | DF-31108~   | OP-S           |
| 70        | 6802-03150  | Gripper Shaft              | DF-31108~   | 1              |

B



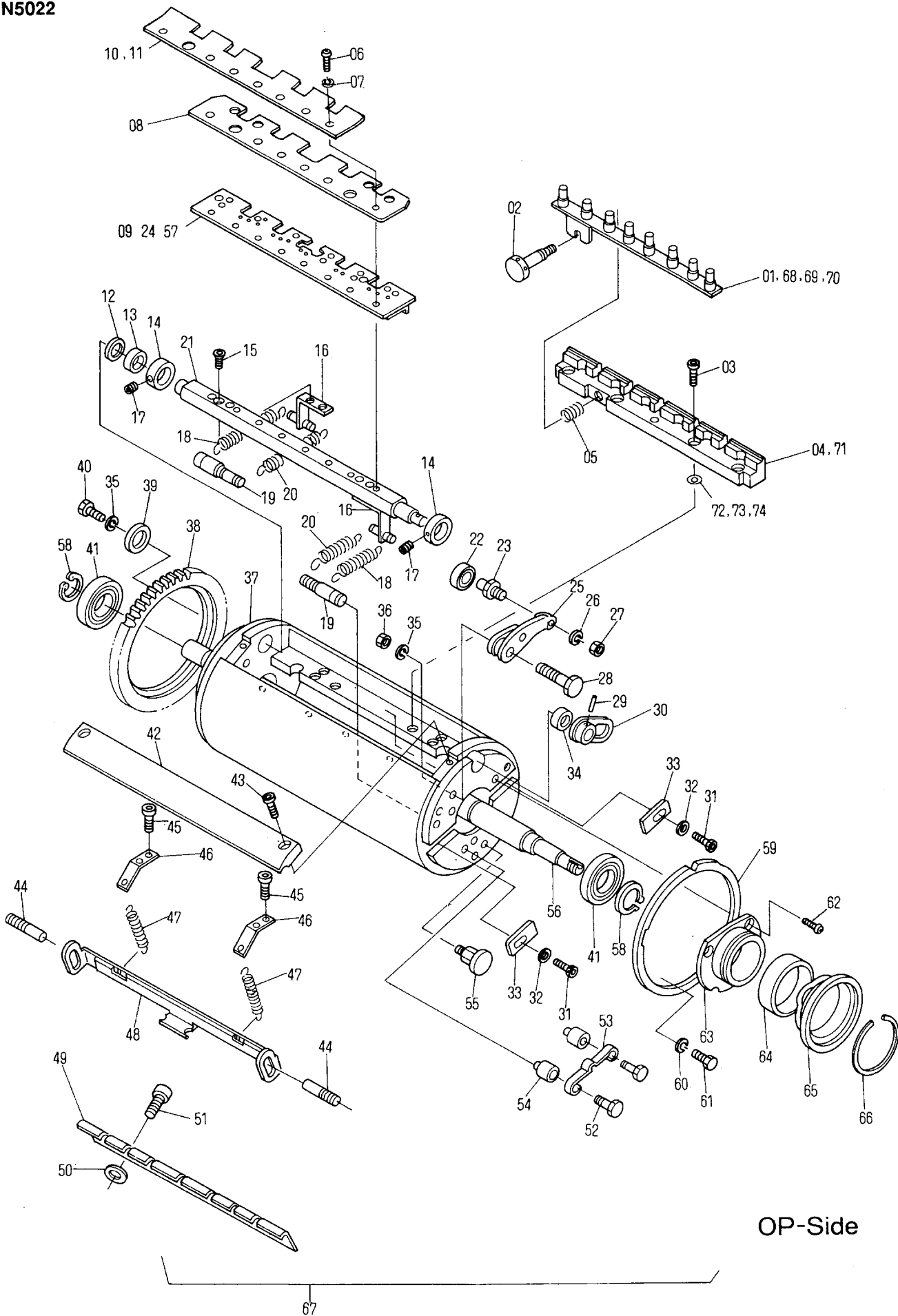
DF-4D010 ~

## Blanket Cylinder (Upper Unit)

N5021

| INDEX No. | Parts No.   | Description                | Remarks                  | Units Per Assy |
|-----------|-------------|----------------------------|--------------------------|----------------|
| 01        | 117-383     | Screw                      |                          | 2              |
| 02        | 184-106     | Flat Washer                |                          | 4              |
| 03        | 181-408     | E-Ring                     |                          | 6              |
| 04        | CM02-57     | Brake                      |                          | 4              |
| 05        | I31-11-3    | Nut                        |                          | 2              |
| 06        | CM02-19     | Stopper                    |                          | 1              |
| 07        | 5102-03104  | Eccentric Impression Cam   |                          | 1              |
| 08        | 183-229     | Roll Pin                   |                          | 2              |
| 09        | I02-29-3    | Snubber                    |                          | 1              |
| 10        | 6802-03125  | Screw Stud                 |                          | 1              |
| 11        | 180-108     | Lock Washer                |                          | 1              |
| 12        | 170-108     | Nut                        |                          | 1              |
| 13        | 6802-03108  | Pin                        |                          | 4              |
| 14        | 101-366     | Screw                      |                          | 4              |
| 15        | 180-106     | Lock Washer                |                          | 4              |
| 16        | 6802-03105  | Bracket                    |                          | 2              |
| 17        | 6802-03109  | Nut                        |                          | 4              |
| 18        | 145-506     | Set Screw                  |                          | 7              |
| 19        | 6802-03112  | Knob                       |                          | 2              |
| 20        | 6802-03111  | Adjustment Screw           |                          | 2              |
| 21        | 6802-03106  | Lock Nut                   |                          | 2              |
| 22        | 6802-03104  | Blanket Clamp Bar          |                          | 2              |
| 23        | 6802-03103  | Blanket Clamp Bar          |                          | 2              |
| 24        | 184-105     | Flat Washer                |                          | 8              |
| 25        | 101-520T    | Screw                      |                          | 8              |
| 26        | 6802-03001  | Blanket Cylinder           |                          | 1              |
| 27        | 5102-03090  | Gear                       |                          | 1              |
| 28        | A62-27-3    | Collar                     |                          | 1              |
| 29        | 5102-03101  | Spacer                     |                          | 1              |
| 30        | 5102-03100  | Eccentric Bushing          |                          | 1              |
| 31        | 6802-03153  | Spring                     |                          | 2              |
| 32        | CK08-27     | Pin                        |                          | 2              |
| 33        | 6802-03025  | Impression Operating Lever |                          | 1              |
| 34        | CM02-24     | Bearing                    |                          | 2              |
| 35        | CM02-15     | Eccentric Pin              |                          | 2              |
| 36        | CM02-16     | Roller                     |                          | 2              |
| 37        | 101-466     | Screw                      |                          | 3              |
| 38        | MC02-13     | Washer                     |                          | 3              |
| 39        | 6802-03019  | Blanket with Metal Clamp   | SPEC 1                   | 1              |
| 40        | 6802-03020  | Blanket with Metal Clamp   | SPEC 2                   | 1              |
| 41        | 6802-03021  | Blanket                    | SPEC 3                   | 1              |
| 42        | 6802-03022  | Blanket                    | SPEC 4                   | 1              |
| 43        | 6802-03003  | Blanket Cylinder Shaft     |                          | 1              |
| 44        | 181-030     | C-Ring                     |                          | 1              |
| 45        | 6802-03024  | Impression Operating Lever |                          | 1              |
| 46        | 5102-03102  | Impression Operating Cam   |                          | 1              |
| 47        | 182-606     | Taper Pin                  |                          | 1              |
| 48        | 145-356     | Set Screw                  |                          | 1              |
| 49        | 6802-03103B | Clamp Assy                 | (03, 13~25)              | 1              |
| 50        | 6802-03001B | Blanket Cylinder Assy      | (26, 27, 34, 38, 43, 44) | 1              |
| 51        | 182-189     | Taper Pin                  |                          | 1              |
| 52        | I02-30-3    | Snubber Spring             |                          | 1              |
| 53        | 6802-03140  | Spacer                     |                          | 1              |
| 54        | CM11-19     | Spring Pin                 | Old Type                 | 1              |
| 55        | 6802-03152  | Spring Pin                 | New Type                 | 1              |
| 56        | 145-360     | Set Screw                  |                          | 1              |
| 57        | 6805-02042  | Handle                     | Old Type                 | 1              |
| 58        | HC03-09     | Name Plate                 | Old Type                 | 1              |
| 59        | M04-37-3    | Pilot Screw                | DF-4D010~ New Type       | 1              |
| 60        | 6805-02087  | Handle                     | DF-4D010~ New Type       | 1              |
| 61        | 6802-03151  | Stud Pin                   | DF-4D010~ New Type       | 1              |
| 62        |             |                            |                          |                |
| 63        |             |                            |                          |                |
| 64        |             |                            |                          |                |
| 65        |             |                            |                          |                |
| 66        |             |                            |                          |                |
| 67        |             |                            |                          |                |
| 68        |             |                            |                          |                |
| 69        |             |                            |                          |                |
| 70        |             |                            |                          |                |

B



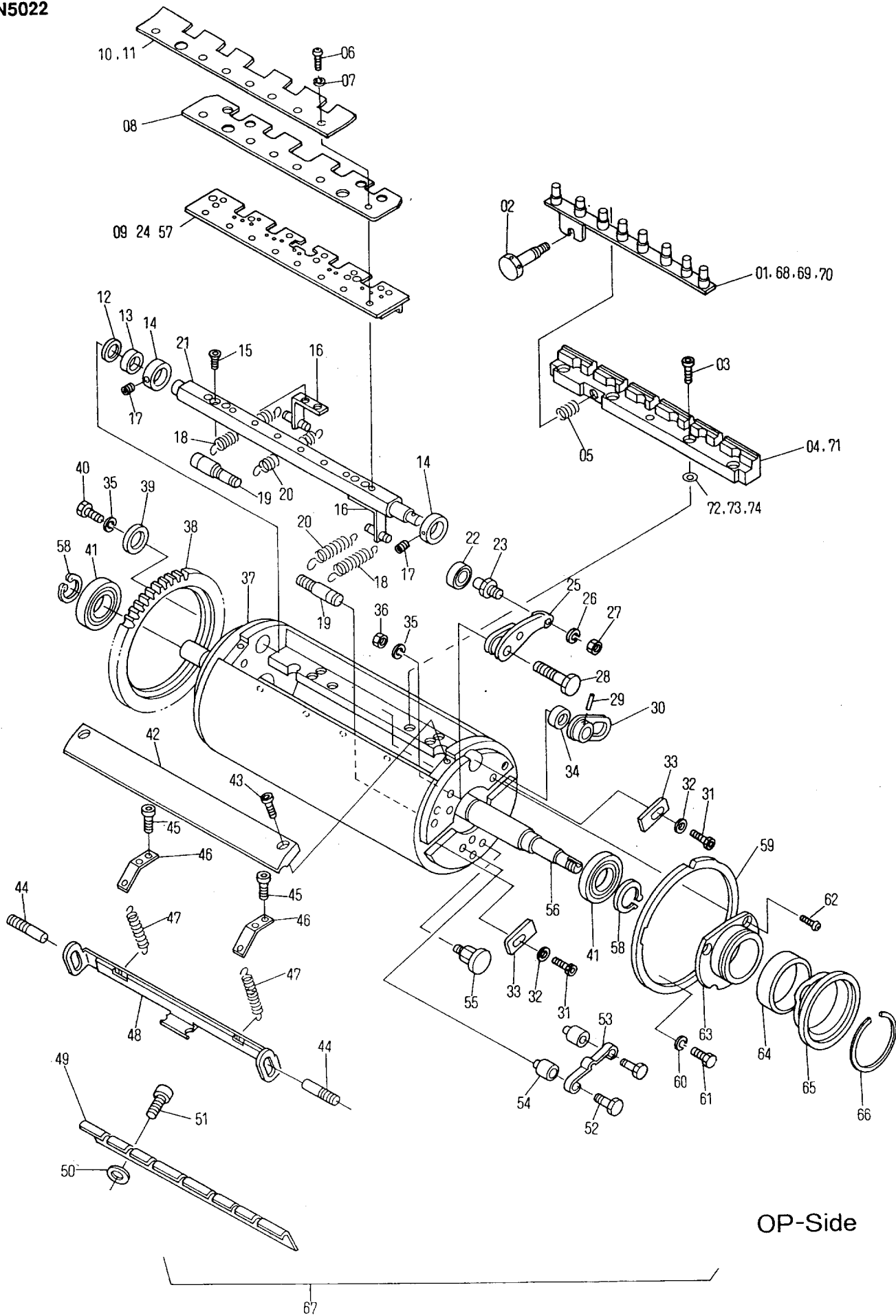
OP-Side

## Plate Cylinder (Upper Unit)

N5022

| INDEX No. | Parts No.   | Description                      | Remarks    | Units Per Assy |
|-----------|-------------|----------------------------------|------------|----------------|
| 01        | 6802-04008A | Plate ~DF-3L187                  | Old Type   | 1              |
| 02        | 4808-04051  | Screw                            |            | 1              |
| 03        | 117-370     | Screw                            |            | 4              |
| 04        | 6802-04006  | Gripper Anvil ~DF-3L187          | Old Type   | 1              |
| 05        | 142-12-3    | Spring                           |            | 1              |
| 06        | 125-712     | Screw                            |            | 8              |
| 07        | 180-105     | Lock Washer                      |            | 8              |
| 08        | 6802-04011  | Gripper Finger                   | Integrated | 1              |
| 09        | 6802-04010B | Gripper Finger                   |            | 1              |
| 10        | 6802-04084  | Plate DF-3L197~                  | Integrated | 1              |
| 11        | 6802-04080  | Plate New Type                   | Integrated | 1              |
| 12        | 5102-04042  | Oil Seal                         |            | 1              |
| 13        | 6802-04078  | Needle Bearing                   |            | 1              |
| 14        | 5102-16018  | Collar                           |            | 2              |
| 15        | 122-118     | Screw                            |            | 4              |
| 16        | 6802-04062  | Spring Hook Bracket              |            | 2              |
| 17        | 145-405     | Set Screw                        |            | 2              |
| 18        | 5102-16041  | Spring                           |            | 2              |
| 19        | 5102-16042  | Pin                              |            | 2              |
| 20        | 5102-16040  | Spring                           |            | 2              |
| 21        | 6802-04009  | Gripper Shaft                    |            | 1              |
| 22        | 250-125.7   | Bearing                          |            | 1              |
| 23        | 6802-04023  | Eccentric Pin                    |            | 1              |
| 24        | 6802-04077B | Gripper Finger DF-3L188~DF-3L196 | Old Type   | 1              |
| 25        | 6802-04022A | Head Clamp Opening Lever         |            | 1              |
| 26        | 180-106     | Lock Washer                      |            | 1              |
| 27        | 170-106     | Nut                              |            | 1              |
| 28        | 6802-04025  | Shoulder Screw                   |            | 1              |
| 29        | 182-166     | Taper Pin                        |            | 1              |
| 30        | 6802-04026  | Lever                            |            | 1              |
| 31        | 101-366     | Screw                            |            | 2              |
| 32        | 184-106     | Flat Washer                      |            | 2              |
| 33        | 5102-04057  | Guide Plat                       |            | 2              |
| 34        | 6802-04078  | Needle Bearing                   |            | 1              |
| 35        | 180-108     | Lock Washer                      |            | 4              |
| 36        | 170-108.3   | Nut                              |            | 1              |
| 37        | 6802-04001  | Plate Cylinder                   |            | 1              |
| 38        | 6802-04005  | Ring Gear                        |            | 1              |
| 39        | MC02-13     | Washer                           |            | 3              |
| 40        | 101-470     | Screw                            |            | 1              |
| 41        | CM02-24     | Bearing                          |            | 2              |
| 42        | 6802-04019  | Plate                            |            | 1              |
| 43        | 117-512     | Screw                            |            | 2              |
| 44        | 6802-04018  | Screw Stud                       |            | 2              |
| 45        | 122-120     | Screw                            |            | 4              |
| 46        | 6802-04037  | Bracket                          |            | 2              |
| 47        | 5201-11041  | Spring                           |            | 2              |
| 48        | 6802-04015  | Tail Clamp                       |            | 1              |
| 49        | 6802-04016  | Support Plate                    |            | 1              |
| 50        | 6802-04017  | Washer                           |            | 4              |
| 51        | 122-112     | Screw                            |            | 4              |
| 52        | 6802-04029  | Shoulder Screw                   |            | 2              |
| 53        | X52-52-01-3 | Flat Spring                      |            | 1              |
| 54        | 6802-04028  | Spacer                           |            | 2              |
| 55        | 6802-04027  | Shoulder Screw                   |            | 1              |
| 56        | 6802-04003  | Plate Cylinder Shaft             |            | 1              |
| 57        | 6802-04082B | Gripper Finger DF-3L197~         | New Type   | 1              |
| 58        | 181-030     | C-Ring                           |            | 1              |
| 59        | 6802-04039  | Loading Cam Band                 |            | 1              |
| 60        | X01-14-3    | Flat Washer                      |            | 3              |
| 61        | 101-362     | Screw                            |            | 3              |
| 62        | 122-165     | Screw                            |            | 3              |
| 63        | 6802-04021  | Flange (Upper)                   |            | 1              |
| 64        | 6802-04030  | Bushing                          |            | 1              |
| 65        | 6802-04020  | Insertion-Ejection Cam           |            | 1              |
| 66        | 5102-04153  | Stop Ring                        |            | 1              |
| 67        | 6802-04001A | Plate Cylinder Assy              |            | 1              |
| 68        | 6802-04073A | Plate DF-3L188~DF-3L196          | Old Type   | 1              |
| 69        | 6802-04081A | Plate DF-3L197~                  | Old Type   | 1              |
| 70        | 6802-04085A | Plate                            | New Type   | 1              |

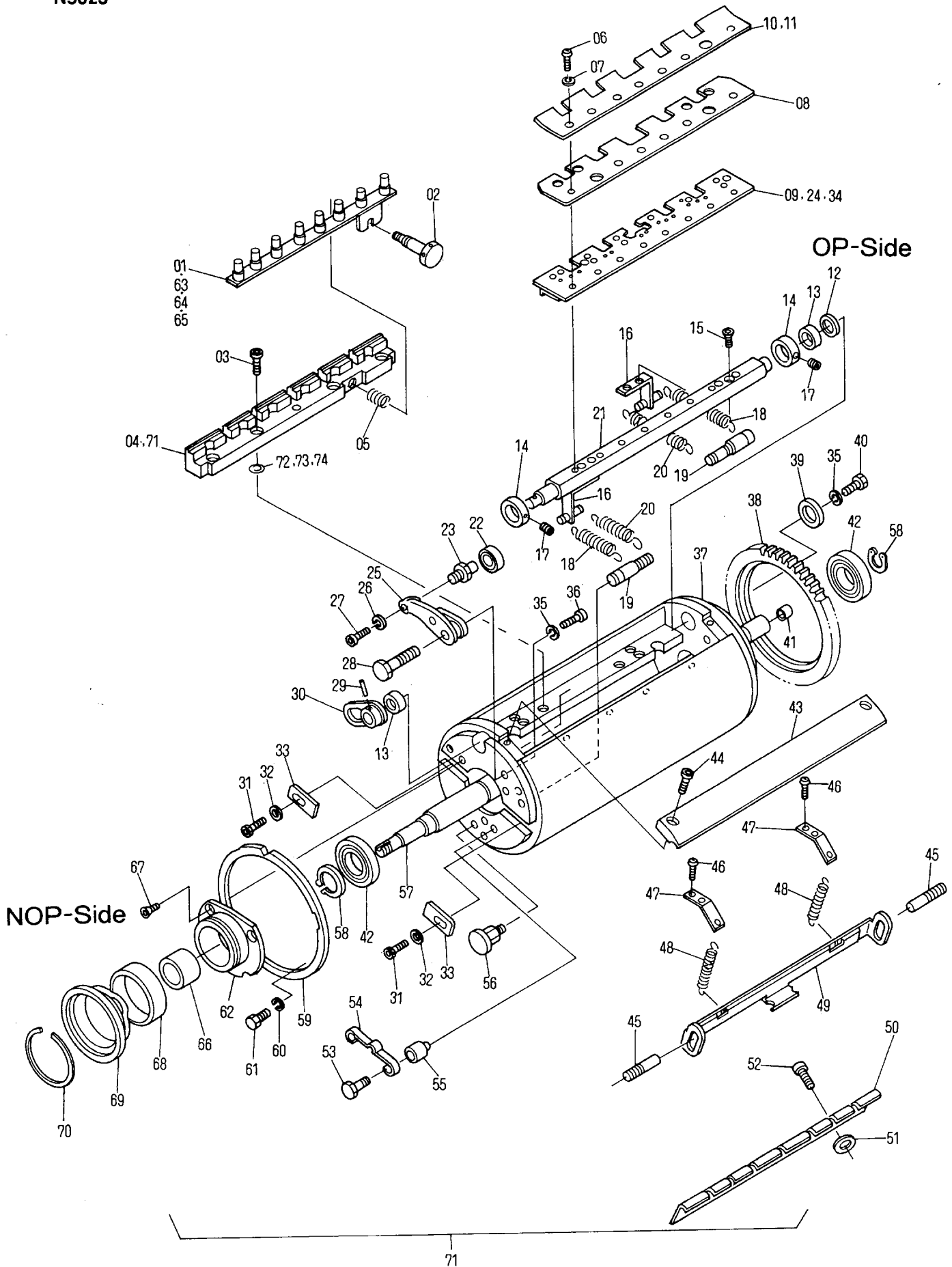
B



OP-Side





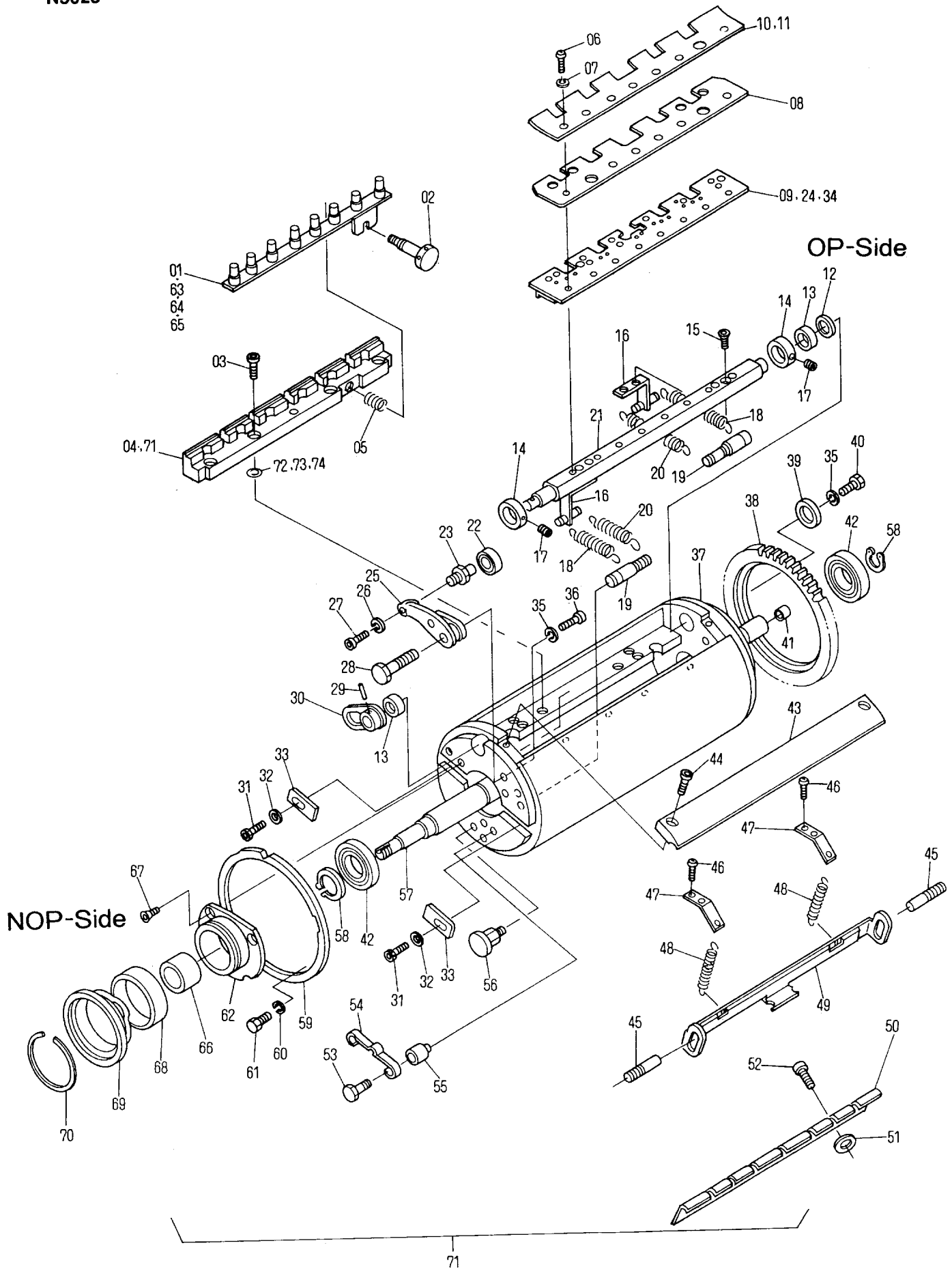


## Plate Cylinder (Lower Unit)

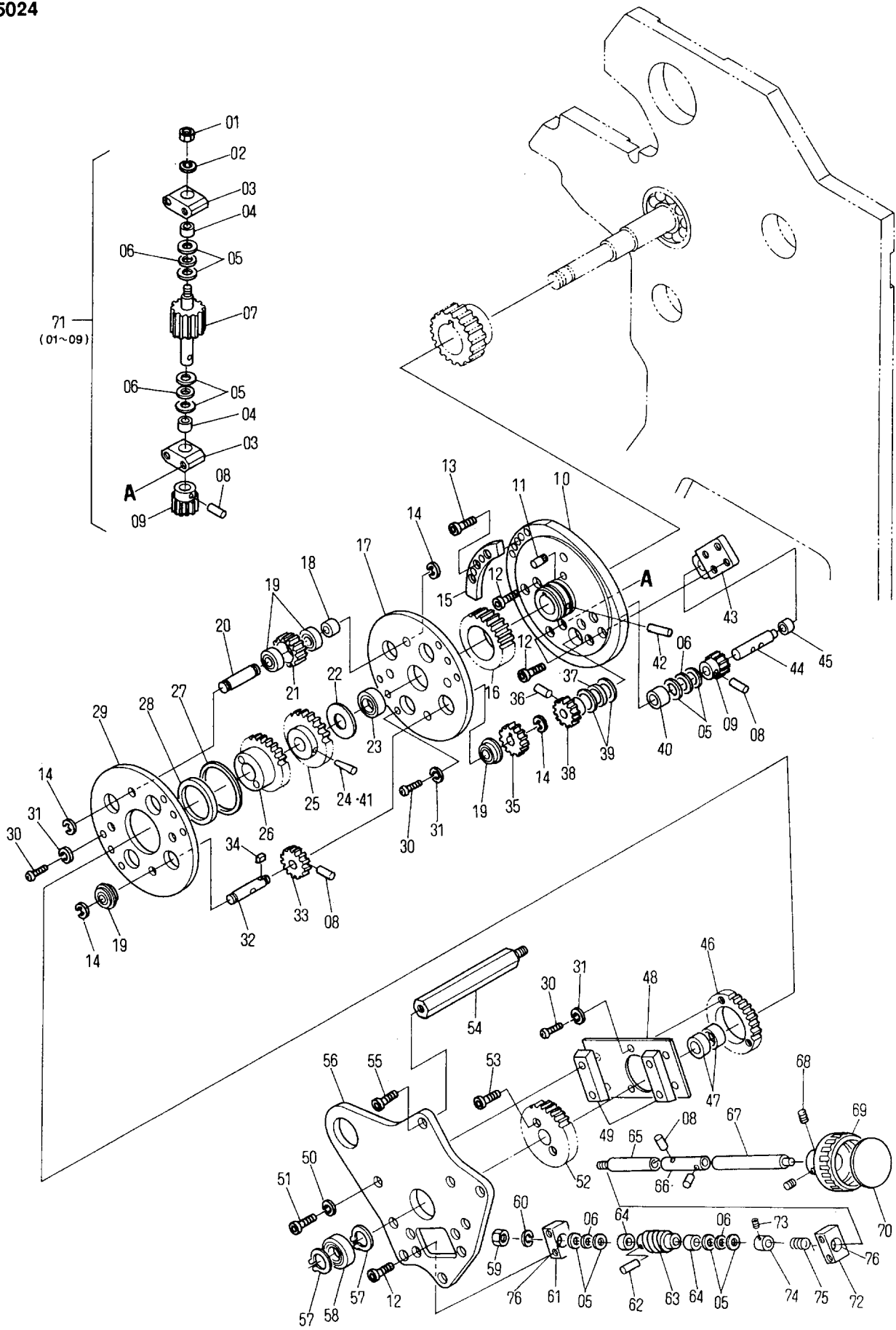
N5023

| INDEX No. | Parts No.   | Description                               | Remarks    | Units Per Assy |
|-----------|-------------|---|------------|----------------|
| 01        | 6802-04008A | Plate -DF-3L187 Old Type                  |            | 1              |
| 02        | 4808-04051  | Screw                                     |            | 1              |
| 03        | 117-370     | Screw                                     |            | 4              |
| 04        | 6802-04006  | Gripper Anvil -DF-3L187 Old Type          |            | 1              |
| 05        | 142-12-3    | Spring                                    |            | 1              |
| 06        | 125-712     | Screw                                     |            | 8              |
| 07        | 180-105     | Lock Washer                               |            | 8              |
| 08        | 6802-04011  | Gripper Finger                            | Integrated | 1              |
| 09        | 6802-04010B | Gripper Finger -DF-3L187 Old Type         |            | 1              |
| 10        | 6802-04084  | Plate DF-3L197~ Old Type                  | Integrated | 1              |
| 11        | 6802-04080  | Plate New Type                            | Integrated | 1              |
| 12        | 5102-04022  | Oil Seal                                  |            | 1              |
| 13        | 5102-04020  | Needle Bearing                            |            | 2              |
| 14        | 5102-16018  | Collar                                    |            | 2              |
| 15        | 122-118     | Screw                                     |            | 4              |
| 16        | 6802-04062  | Spring Hook Bracket                       |            | 2              |
| 17        | 145-405     | Set Screw                                 |            | 2              |
| 18        | 5102-16041  | Spring                                    |            | 2              |
| 19        | 5102-16042  | Pin                                       |            | 2              |
| 20        | 5102-16040  | Spring                                    |            | 2              |
| 21        | 6802-04009  | Gripper Shaft                             |            | 1              |
| 22        | 250-125.7   | Bearing                                   |            | 1              |
| 23        | 6802-04023  | Eccentric Pin                             |            | 1              |
| 24        | 6802-04077B | Gripper Finger DF-3L188-DF-3L196 Old Type |            | 1              |
| 25        | 6802-04022A | Head Clamp Opening Lever                  |            | 1              |
| 26        | 180-106     | Lock Washer                               |            | 1              |
| 27        | 170-106     | Nut                                       |            | 1              |
| 28        | 6802-04025  | Shoulder Screw                            |            | 1              |
| 29        | 182-166     | Taper Pin                                 |            | 1              |
| 30        | 6802-04026  | Lever                                     |            | 1              |
| 31        | 101-366     | Screw                                     |            | 2              |
| 32        | 184-106     | Flat Washer                               |            | 2              |
| 33        | 5102-04057  | Guide Plate                               |            | 2              |
| 34        | 6802-04082B | Gripper Finger DF-3L197~ New Type         |            | 1              |
| 35        | 180-108     | Lock Washer                               |            | 4              |
| 36        | 170-108.3   | Nut                                       |            | 1              |
| 37        | 6802-04002  | Plate Cylinder                            |            | 1              |
| 38        | 6802-03085  | Ring Gear                                 |            | 1              |
| 39        | MC02-13     | Washer                                    |            | 3              |
| 40        | 101-470     | Screw                                     |            | 3              |
| 41        | 6802-04049  | Spacer                                    |            | 1              |
| 42        | CM02-24     | Bearing                                   |            | 2              |
| 43        | 6802-04019  | Plate                                     |            | 1              |
| 44        | 117-512     | Screw                                     |            | 2              |
| 45        | 6802-04018  | Stud Bolt                                 |            | 2              |
| 46        | 122-120     | Screw                                     |            | 4              |
| 47        | 6802-04037  | Bracket                                   |            | 2              |
| 48        | 5201-11041  | Spring                                    |            | 2              |
| 49        | 6802-04015  | Tail Clamp                                |            | 1              |
| 50        | 6802-04016  | Support Plate                             |            | 1              |
| 51        | 6802-04017  | Washer                                    |            | 4              |
| 52        | 122-112     | Screw                                     |            | 4              |
| 53        | 6802-04029  | Shoulder Screw                            |            | 2              |
| 54        | X52-52-01-3 | Flat Spring                               |            | 1              |
| 55        | 6802-04028  | Spacer                                    |            | 2              |
| 56        | 6802-04027  | Shoulder Screw                            |            | 1              |
| 57        | 6802-04004  | Plate Cylinder Shaft                      |            | 1              |
| 58        | 181-030     | C-Ring                                    |            | 2              |
| 59        | 6802-04040  | Loading Cam Band                          |            | 1              |
| 60        | X01-14-3    | Flat Washer                               |            | 3              |
| 61        | 101-362     | Screw                                     |            | 3              |
| 62        | 6802-04033  | Flange                                    |            | 1              |
| 63        | 6802-04073A | Plate DF-3L188-DF-3L196 Old Type          |            | 1              |
| 64        | 6802-04081A | Plate DF-3L197~ Old Type                  |            | 1              |
| 65        | 6802-04085A | Plate New Type                            |            | 1              |
| 66        | 6802-04050  | Spacer                                    |            | 1              |
| 67        | 122-165     | Screw                                     |            | 3              |
| 68        | 6802-04030  | Bushing                                   |            | 1              |
| 69        | 6802-04038  | Insertion-Ejection Cam                    |            | 1              |
| 70        | 5102-04153  | Stop Ring                                 |            | 1              |
| 71        | 6802-04002A | Plate Cylinder Assy                       |            | 1              |

B



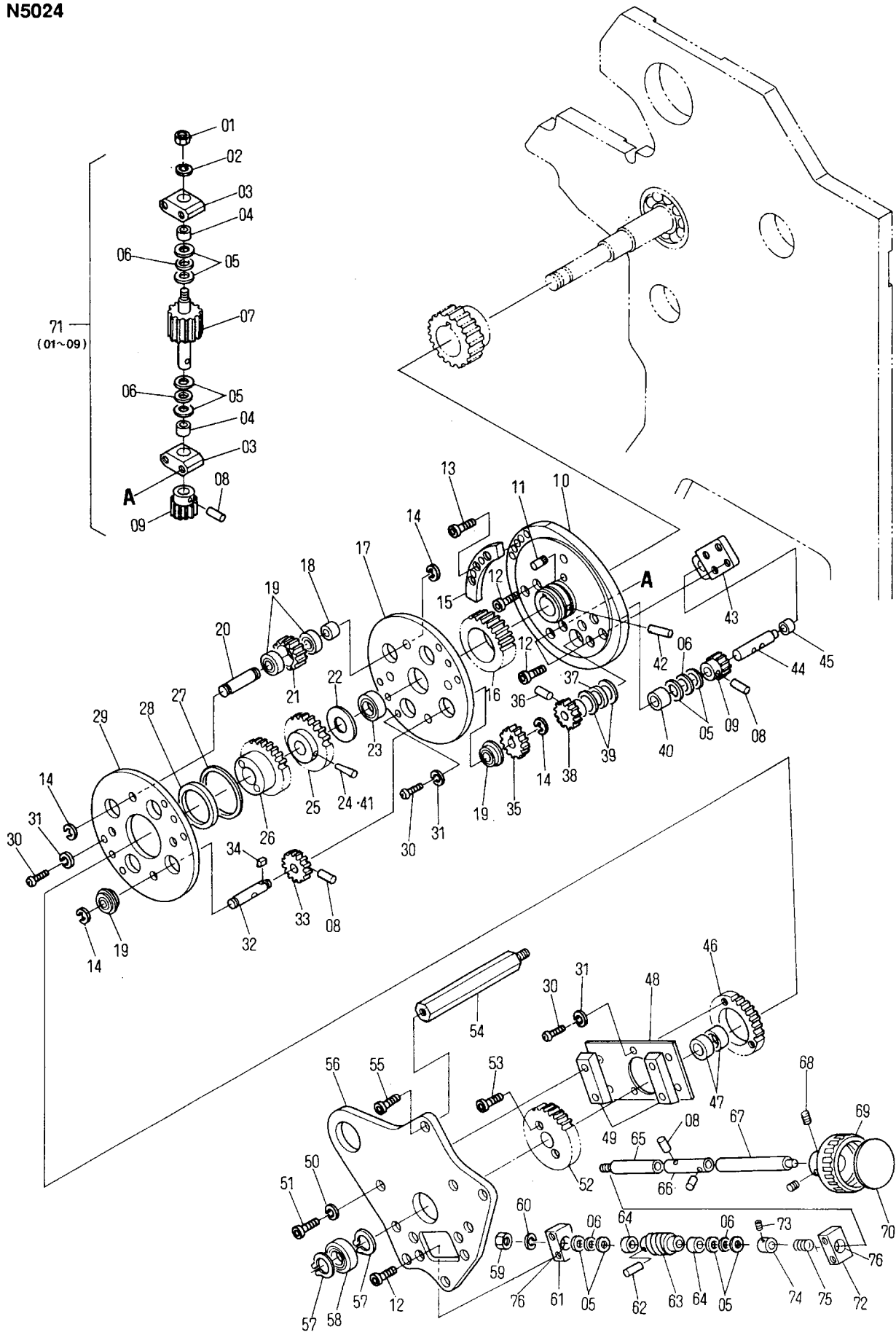




## Vertical Register Mechanism (Upper Unit)

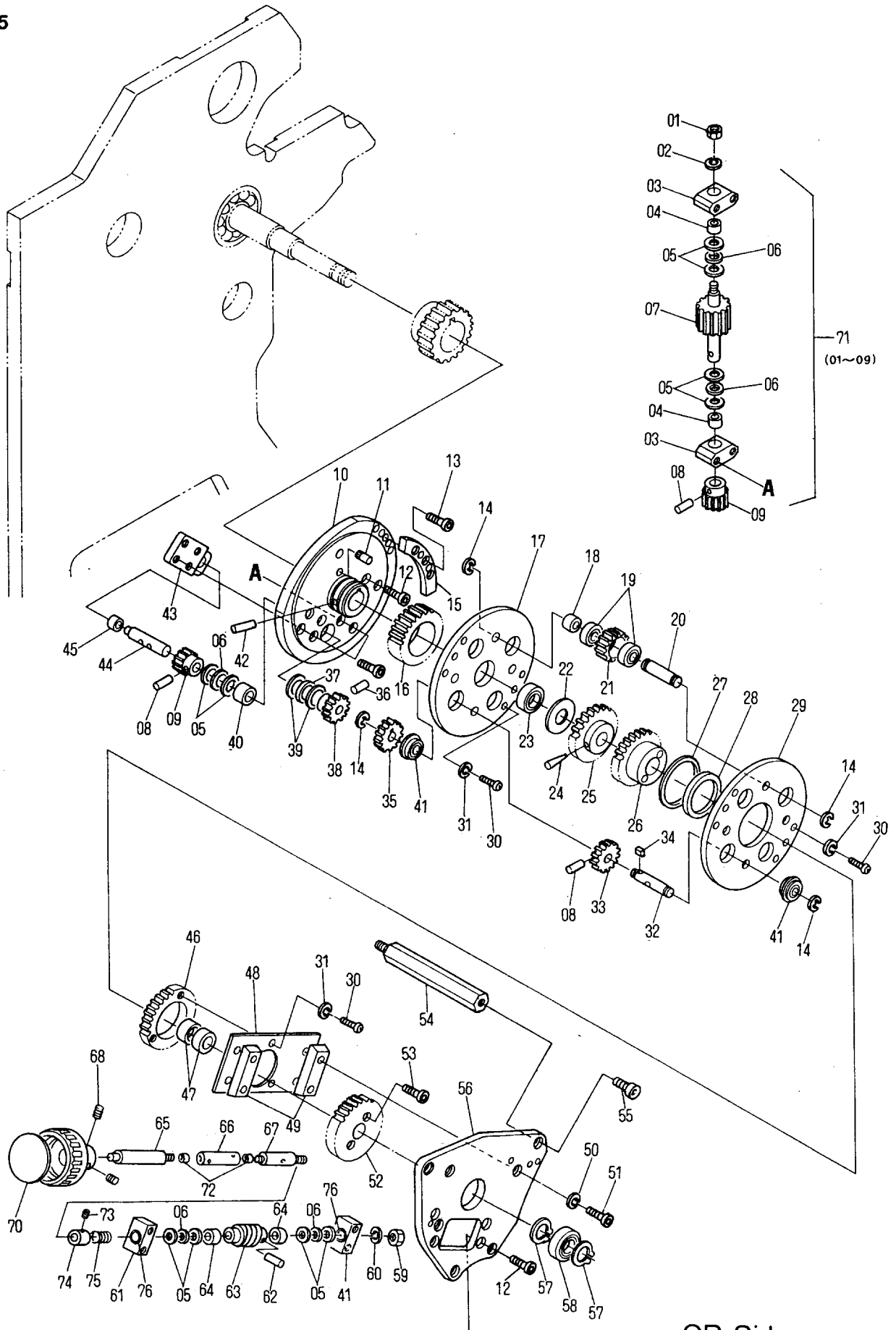
N5024

| INDEX No. | Parts No.   | Description               | Remarks        | Units Per Assy |
|-----------|-------------|---------------------------|----------------|----------------|
| 01        | 170-108     | Nut                       |                | 1              |
| 02        | 180-108     | Lock Washer               |                | 1              |
| 03        | 6802-03128A | Block                     |                | 2              |
| 04        | CK08-57     | Bushing                   | Included in 03 | 2              |
| 05        | 258-350.1   | Plate                     |                | 10             |
| 06        | 258-350     | Thrust Needle Bearing     |                | 5              |
| 07        | 6802-03048  | Worm                      |                | 1              |
| 08        | 183-185     | Roll Pin                  |                | 7              |
| 09        | 6802-03063  | Gear                      |                | 2              |
| 10        | 6802-03081A | Blanket Cylinder Plate    | NOP-S          | 1              |
| 11        | 6802-03113  | Pin                       |                | 1              |
| 12        | 117-362     | Screw                     |                | 12             |
| 13        | 117-365     | Screw                     |                | 2              |
| 14        | 181-408     | E-Ring                    |                | 16             |
| 15        | 6802-03092  | Cam                       |                | 1              |
| 16        | 6802-03049  | Gear                      |                | 1              |
| 17        | 6802-03053  | Plate                     |                | 1              |
| 18        | 6802-03051  | Spacer                    |                | 4              |
| 19        | 250-150.8   | Bearing                   | Included in 21 | 16             |
| 20        | 6802-03066  | Shaft                     |                | 4              |
| 21        | 6802-03071A | Gear                      |                | 4              |
| 22        | 6802-03055  | Spacer                    |                | 2              |
| 23        | 250-153.6   | Bearing                   |                | 1              |
| 24        | 6802-03144  | Taper Pin                 |                | 1              |
| 25        | 6802-03056  | Gear                      |                | 1              |
| 26        | 6802-03075  | Gear                      |                | 1              |
| 27        | 6802-03072  | Spacer                    |                | 1              |
| 28        | 6802-03058  | Bearing                   |                | 1              |
| 29        | 6802-03052  | Plate                     |                | 1              |
| 30        | 125-662     | Screw                     |                | 15             |
| 31        | 180-104     | Lock Washer               |                | 15             |
| 32        | 6802-03067  | Shaft                     |                | 4              |
| 33        | 6802-03050  | Gear                      |                | 4              |
| 34        | 6802-03068  | Key                       |                | 4              |
| 35        | 6802-03069  | Gear                      |                | 4              |
| 36        | 183-182     | Roll Pin                  |                | 1              |
| 37        | 258-353     | Thrust Needle Bearing     |                | 1              |
| 38        | 6802-03065  | Gear                      |                | 1              |
| 39        | 258-353.1   | Plate                     |                | 2              |
| 40        | 6802-03089  | Bushing                   | Included in 10 | 1              |
| 41        | 6802-03145  | Taper Pin                 |                |                |
| 42        | 182-190     | Taper Pin                 |                | 1              |
| 43        | 6802-03093  | Bracket                   |                | 1              |
| 44        | 6802-03064  | Shaft                     |                | 1              |
| 45        | 241-0808.2  | Bushing                   |                | 1              |
| 46        | 6802-03074  | Gear                      |                | 1              |
| 47        | 6802-03057  | Needle Bearing            |                | 2              |
| 48        | 6802-03141  | Plate                     |                | 1              |
| 49        | 6802-03142  | Block                     |                | 2              |
| 50        | 180-105     | Lock Washer               |                | 4              |
| 51        | 117-525     | Screw                     |                | 4              |
| 52        | 6802-03076  | Gear                      |                | 1              |
| 53        | 117-412     | Screw                     |                | 2              |
| 54        | 6802-03062  | Screw Stud                |                | 1              |
| 55        | 117-468     | Screw                     |                | 4              |
| 56        | 6802-03084  | Vertical Register Bracket | NOP-S          | 1              |
| 57        | 181-017     | C-Ring                    |                | 2              |
| 58        | 250-003.6   | Bearing                   |                | 1              |
| 59        | 170-106     | Nut                       |                | 1              |
| 60        | 180-106     | Lock Washer               |                | 1              |
| 61        | 6802-03060  | Bracket                   |                | 2              |
| 62        | 183-203     | Roll Pin                  |                | 1              |
| 63        | 6802-03059  | Gear                      |                | 1              |
| 64        | 5201-05082  | Bushing                   |                | 2              |
| 65        | 6802-03061  | Shaft                     |                | 1              |
| 66        | 6802-03132  | Coupling                  |                | 1              |
| 67        | 6802-03131  | Shaft                     |                | 1              |
| 68        | 145-505     | Set Screw                 |                | 3              |
| 69        | 5802-06132  | Indicator Handle          |                | 1              |
| 70        | 6802-03129  | Indicator                 |                | 1              |
| 71        | 6802-03048A | Bracket Assy              | (01-09)        | 1              |



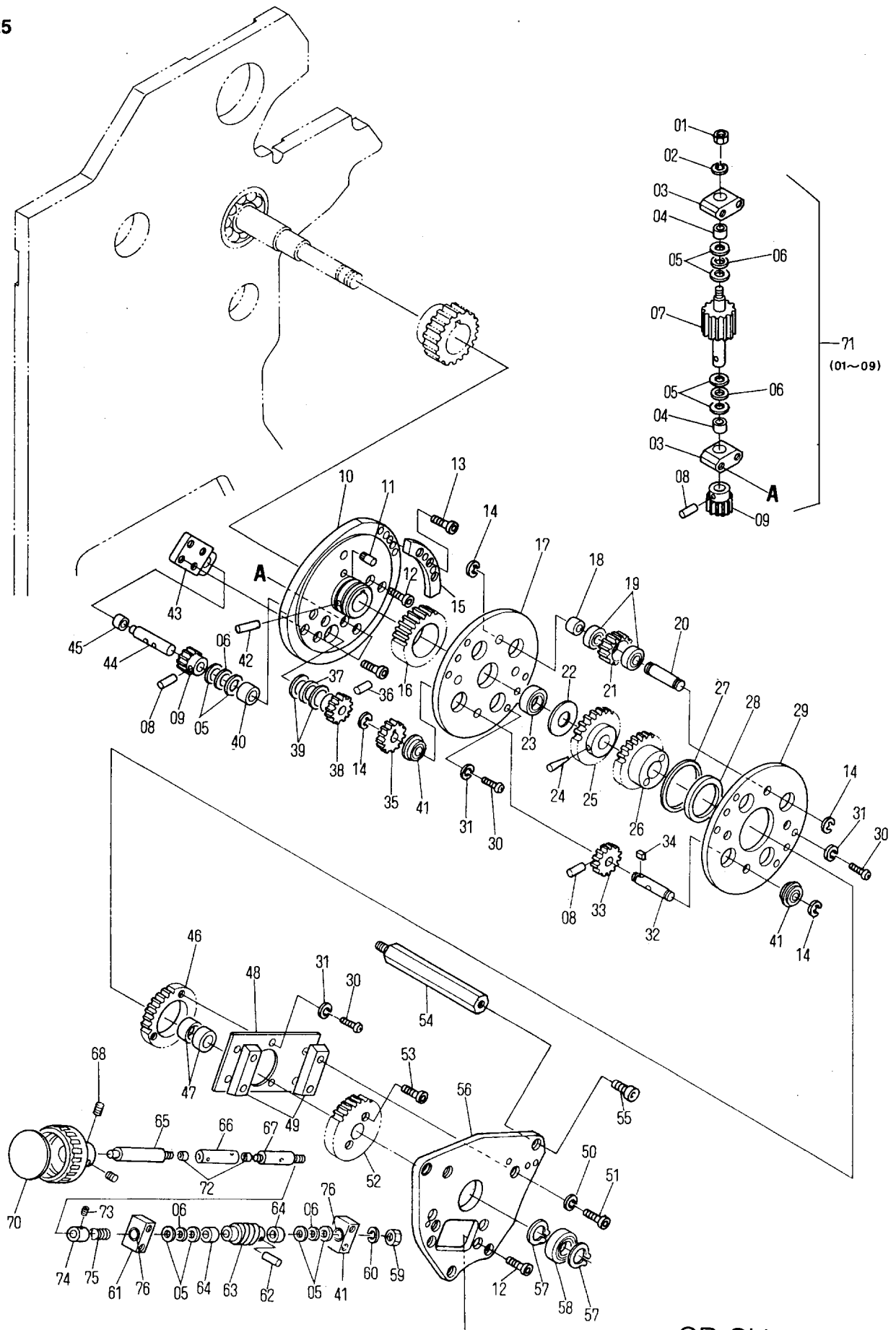






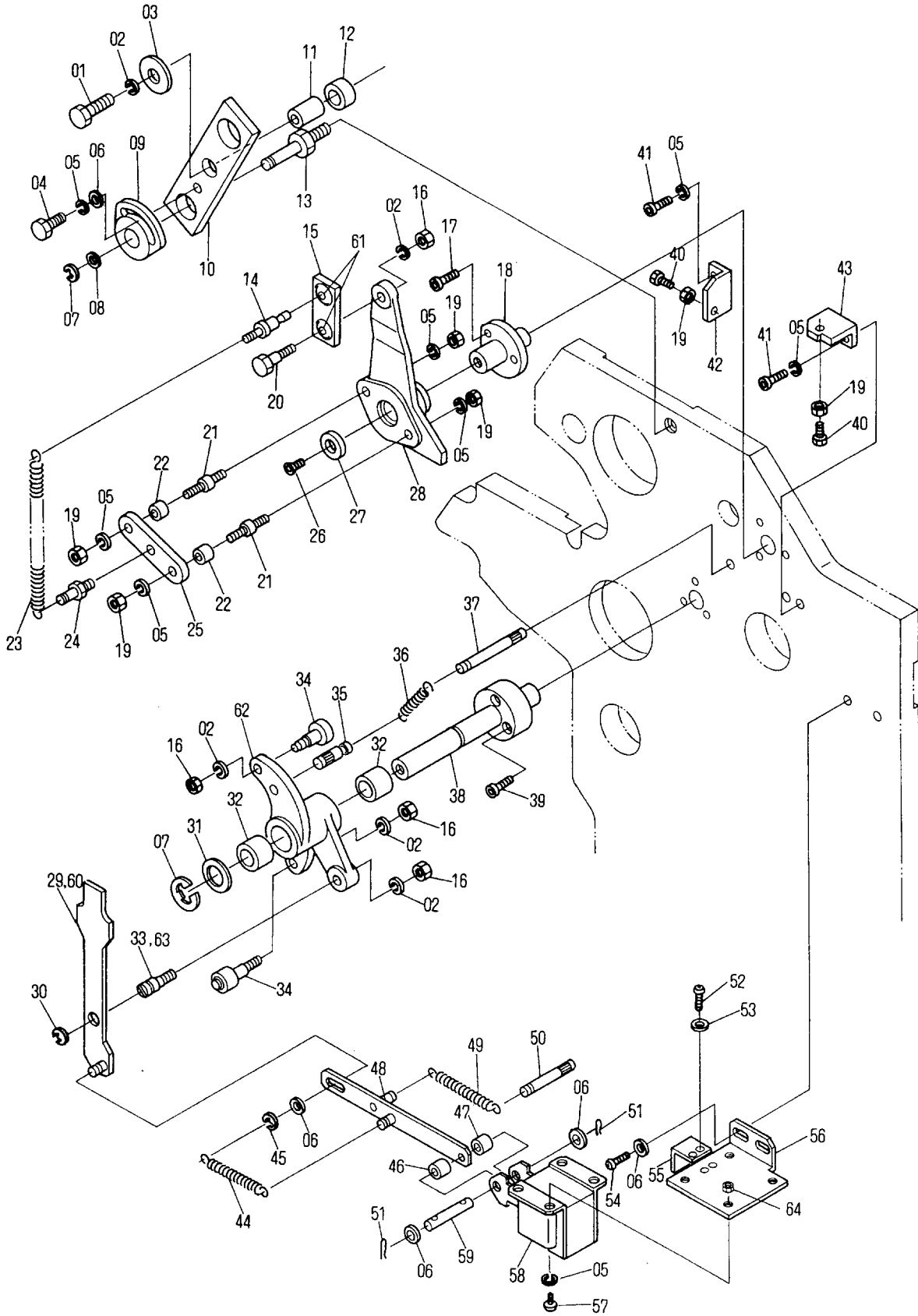
OP-Side

| INDEX No. | Parts No.   | Description            | Remarks        | Units Per Assy |
|-----------|-------------|------------------------|----------------|----------------|
| 01        | 170-108     | Nut                    |                | 1              |
| 02        | 180-108     | Lock Washer            |                | 1              |
| 03        | 6802-03128A | Block                  |                | 2              |
| 04        | CK08-57     | Bushing                | Included in 03 | 2              |
| 05        | 258-350.1   | Steel                  |                | 10             |
| 06        | 258-350     | Thrust Needle Bearing  |                | 5              |
| 07        | 6802-03048  | Worm                   |                | 1              |
| 08        | 183-185     | Roll Pin               |                | 6              |
| 09        | 6802-03063  | Gear                   |                | 2              |
| 10        | 6802-03080A | Blanket Cylinder Plate | OP-S           | 1              |
| 11        | 6802-03113  | Pin                    |                | 1              |
| 12        | 117-362     | Screw                  |                | 8              |
| 13        | 117-365     | Screw                  |                | 2              |
| 14        | 181-408     | E-Ring                 |                | 16             |
| 15        | 6802-03092  | Cam                    |                | 1              |
| 16        | 6802-03049  | Gear                   |                | 1              |
| 17        | 6802-03053  | Plate                  |                | 1              |
| 18        | 6802-03051  | Spacer                 |                | 4              |
| 19        | 250-150.8   | Bearing                | Included in 21 | 2              |
| 20        | 6802-03066  | Shaft                  |                | 4              |
| 21        | 6802-03071A | Gear                   |                | 4              |
| 22        | 6802-03055  | Spacer                 |                | 2              |
| 23        | 250-153.6   | Bearing                |                | 1              |
| 24        | 182-170     | Taper Pin              |                | 1              |
| 25        | 6802-03056  | Gear                   |                | 1              |
| 26        | 6802-03075  | Gear                   |                | 1              |
| 27        | 6802-03072  | Spacer                 |                | 1              |
| 28        | 6802-03058  | Bearing                |                | 1              |
| 29        | 6802-03052  | Plate                  |                | 1              |
| 30        | 125-662     | Screw                  |                | 15             |
| 31        | 180-104     | Lock Washer            |                | 15             |
| 32        | 6802-03067  | Shaft                  |                | 4              |
| 33        | 6802-03050  | Gear                   |                | 4              |
| 34        | 6802-03068  | Key                    |                | 4              |
| 35        | 6802-03069  | Gear                   |                | 4              |
| 36        | 183-182     | Roll Pin               |                | 1              |
| 37        | 258-353     | Thrust Needle Bearing  |                | 1              |
| 38        | 6802-03065  | Gear                   |                | 1              |
| 39        | 258-353.1   | Plate                  |                | 2              |
| 40        | 6802-03089  | Bushing                | Included in 10 | 1              |
| 41        | 6802-03060A | Bracket                |                | 1              |
| 42        | 182-190     | Roll Pin               |                | 1              |
| 43        | 6802-03093  | Bracket                |                | 1              |
| 44        | 6802-03064  | Shaft                  |                | 1              |
| 45        | 241-0808.2  | Bushing                |                | 1              |
| 46        | 6802-03074  | Gear                   |                | 1              |
| 47        | 6802-03057  | Needle Bearing         |                | 2              |
| 48        | 6802-03141  | Plate                  |                | 1              |
| 49        | 6802-03142  | Block                  |                | 2              |
| 50        | 180-105     | Lock Washer            |                | 4              |
| 51        | 117-525     | Screw                  |                | 4              |
| 52        | 6802-03076  | Gear                   |                | 1              |
| 53        | 117-412     | Screw                  |                | 2              |
| 54        | 6802-03062  | Stud Bolt              |                | 1              |
| 55        | 117-468     | Screw                  |                | 1              |
| 56        | 6802-03083  | Bracket                | OP-S           | 1              |
| 57        | 181-017     | C-Ring                 |                | 2              |
| 58        | 250-003.6   | Bearing                |                | 1              |
| 59        | 170-106     | Nut                    |                | 1              |
| 60        | 180-106     | Lock Washer            |                | 1              |
| 61        | 6802-03117A | Bracket                |                | 2              |
| 62        | 183-203     | Roll Pin               |                | 1              |
| 63        | 6802-03059  | Gear                   |                | 1              |
| 64        | 5201-05082  | Bushing                |                | 2              |
| 65        | 6802-03124  | Shaft                  |                | 1              |
| 66        | 6802-03123  | Shaft                  |                | 1              |
| 67        | 6802-03122  | Shaft                  |                | 1              |
| 68        | 145-505     | Set Screw              |                | 3              |
| 69        | 5802-06132  | Indicator Handle       |                | 1              |
| 70        | 6802-03130  | Indicator              |                | 1              |
| 71        | 6802-03048A | Bracket Assy           | (01-09)        | 1              |
| 72        | A05-09-3    | Joint                  |                | 2              |



OP-Side



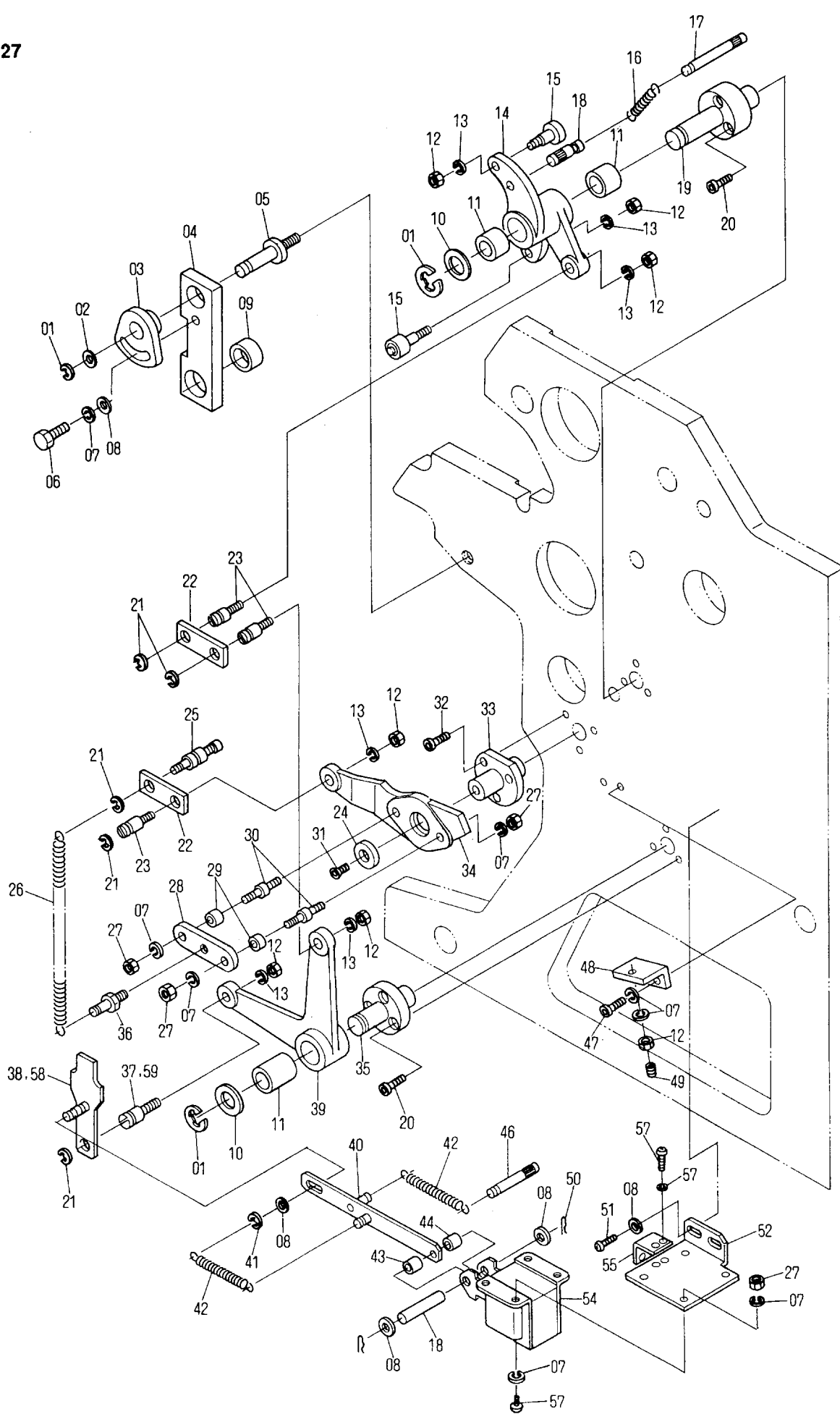


**Main Press Section  
P-B Pressure Mechanism**

**N5026**

| INDEX No. | Parts No.   | Description       | Remarks        | Units Per Assy |
|-----------|-------------|-------------------|----------------|----------------|
| 01        | 101-481     | Screw             |                | 1              |
| 02        | 180-108     | Lock Washer       |                | 1              |
| 03        | A01-46-3    | Washer            |                | 1              |
| 04        | 101-366     | Screw             |                | 1              |
| 05        | 180-106     | Lock Washer       |                | 12             |
| 06        | 184-106     | Flat Washer       |                | 6              |
| 07        | 181-412     | E-Ring            |                | 1              |
| 08        | 184-114     | Flat Washer       |                | 1              |
| 09        | G03-41-3    | Adjustment Sector |                | 1              |
| 10        | 6803-08002  | Connecting Link   | NOP-S          | 1              |
| 11        | 6803-08005  | Spacer            |                | 1              |
| 12        | CP03-44     | Spacer            |                | 1              |
| 13        | 6803-08057  | Stud              |                | 1              |
| 14        | 6802-04042  | Pin               |                | 1              |
| 15        | 6802-11009A | Link              |                | 1              |
| 16        | 170-108     | Nut               |                | 3              |
| 17        | 117-362     | Screw             |                | 1              |
| 18        | 6802-03033  | Stud              |                | 1              |
| 19        | 170-106     | Nut               |                | 3              |
| 20        | 101-475     | Screw             |                | 1              |
| 21        | 5802-11082  | Screw             |                | 2              |
| 22        | 5802-11021  | Spacer            |                | 2              |
| 23        | 6802-11010  | Spring            |                | 1              |
| 24        | 6802-11014  | Pin               |                | 1              |
| 25        | 6802-03039  | Link              |                | 1              |
| 26        | 122-160     | Screw             |                | 1              |
| 27        | 6802-03032  | Washer            |                | 1              |
| 28        | 6802-11003  | Bracket           |                | 1              |
| 29        | 6802-11012  | Selector          | Old Type       | 1              |
| 30        | 181-408     | E-Ring            |                | 1              |
| 31        | 184-116     | Flat Washer       |                | 1              |
| 32        | 241-1618.1  | Bushing           | Included in 62 | 2              |
| 33        | 6802-11020  | Pin               | New Type       | 1              |
| 34        | 258-651.3   | Roller Follower   |                | 2              |
| 35        | PM-34       | Pin               | Included in 62 | 1              |
| 36        | X04-14-01-3 | Spring            |                | 1              |
| 37        | MC11-08     | Pin               |                | 1              |
| 38        | 6802-11005  | Stud Pin          |                | 1              |
| 39        | 117-375     | Screw             |                | 3              |
| 40        | 101-366     | Screw             |                | 2              |
| 41        | 117-365     | Screw             |                | 4              |
| 42        | 6802-03035  | Stopper           |                | 1              |
| 43        | 6802-03034  | Stopper           |                | 1              |
| 44        | 104-30-3    | Spring            |                | 1              |
| 45        | 181-404     | E-Ring            |                | 1              |
| 46        | 5804-02042  | Spacer            |                | 1              |
| 47        | A03-22-3    | Spacer            |                | 1              |
| 48        | 6802-03118A | Link              |                | 1              |
| 49        | M56-31-03-3 | Spring            |                | 1              |
| 50        | 223-0640.01 | Pin               |                | 1              |
| 51        | 6802-11021  | Snup Pin          |                | 2              |
| 52        | 125-606     | Screw             |                | 2              |
| 53        | 184-103     | Flat washer       |                | 2              |
| 54        | 125-762     | Screw             |                | 2              |
| 55        | 5103-08116  | Stopper           |                | 1              |
| 56        | 6802-03119  | Solenoid Bracket  |                | 1              |
| 57        | 125-765     | Screw             |                | 4              |
| 58        | E09-61-3    | Solenoid          |                | 1              |
| 59        | 4206-11017  | Pin               |                | 1              |
| 60        | 6802-11018  | Selector          | New Type       | 1              |
| 61        | 5102-11026  | Bearing           | Included in 15 | 2              |
| 62        | 6802-11001B | Lever             |                | 1              |
| 63        | 6802-11017  | Pin               | Old Type       | 1              |
| 64        | 170-104     | Nut               |                | 4              |
| 65        |             |                   |                |                |
| 66        |             |                   |                |                |
| 67        |             |                   |                |                |
| 68        |             |                   |                |                |
| 69        |             |                   |                |                |
| 70        |             |                   |                |                |

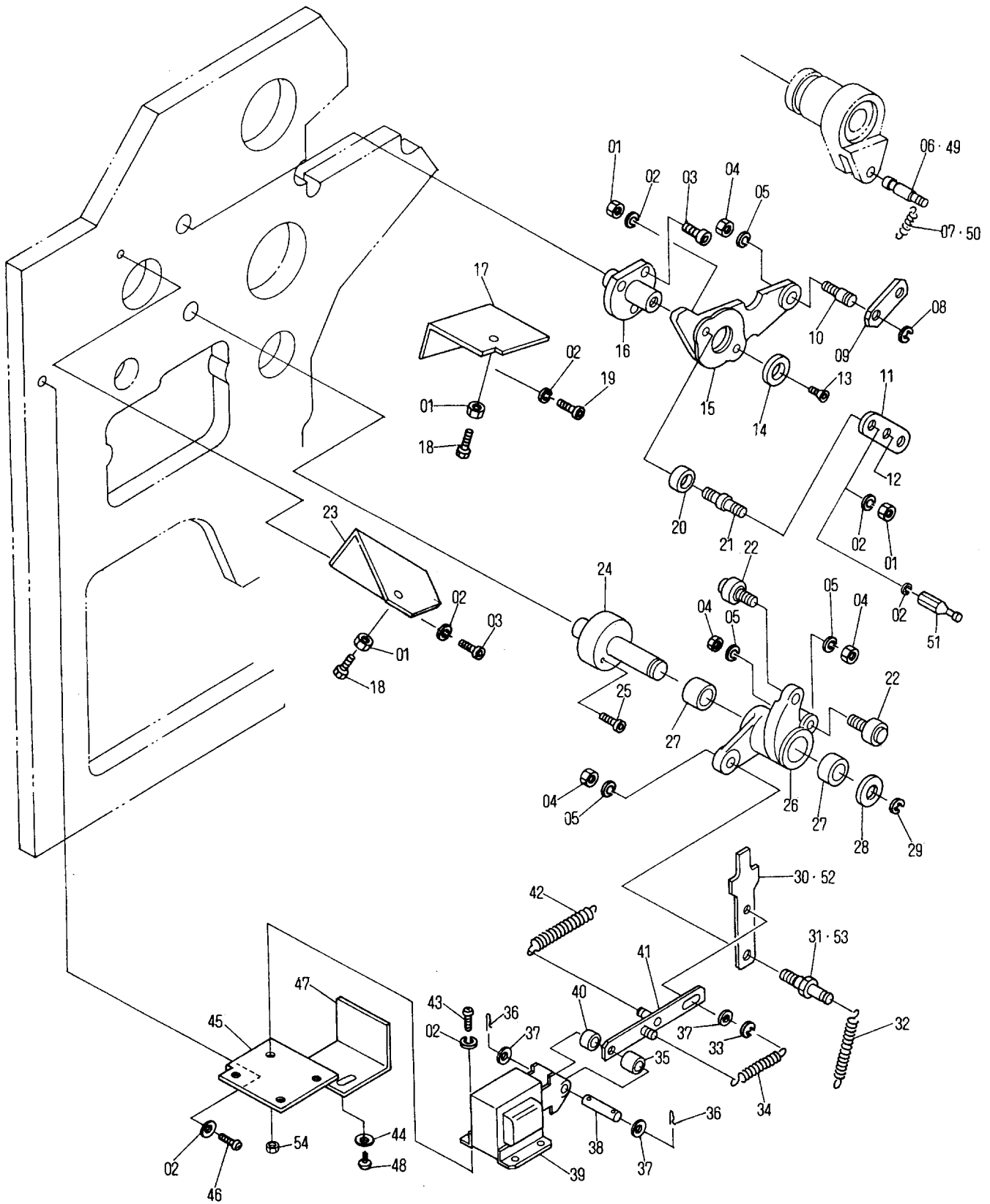
**B**





| INDEX No. | Parts No.   | Description       | Remarks            | Units Per Assy |
|-----------|-------------|-------------------|--------------------|----------------|
| 01        | 181-412     | E-Ring            |                    | 3              |
| 02        | 184-114     | Flat Washer       |                    | 1              |
| 03        | G03-41-3    | Adjustment Sector |                    | 1              |
| 04        | 6803-08004A | Connecting Link   | NOP-S              | 1              |
| 05        | 6803-08057  | Stud              |                    | 2              |
| 06        | 101-366     | Screw             |                    | 1              |
| 07        | 180-106     | Lock Washer       |                    | 12             |
| 08        | 184-106     | Flat Washer       |                    | 6              |
| 09        | 6803-08051  | Bushing           | Included in 04     | 1              |
| 10        | 184-116     | Flat Washer       |                    | 2              |
| 11        | 241-1618.1  | Bushing           | Included in 14, 39 | 3              |
| 12        | 170-108     | Nut               |                    | 7              |
| 13        | 180-108     | Lock Washer       |                    | 6              |
| 14        | 6802-11001B | Lever             |                    | 1              |
| 15        | 258-651.3   | Roller Follower   |                    | 2              |
| 16        | X04-14-01-3 | Spring            |                    | 1              |
| 17        | MC11-08     | Pin               |                    | 1              |
| 18        | PM-34       | Pin               |                    | 1              |
| 19        | 6802-03036  | Stud Pin          |                    | 1              |
| 20        | 117-375     | Screw             |                    | 6              |
| 21        | 181-408     | E-Ring            |                    | 5              |
| 22        | 6802-11015  | Link              |                    | 2              |
| 23        | 6802-03037  | Pin               |                    | 3              |
| 24        | 6802-03032  | Washer            |                    | 1              |
| 25        | 6802-04045  | Pin               |                    | 1              |
| 26        | 6802-11011  | Spring            |                    | 1              |
| 27        | 170-106     | Nut               |                    | 4              |
| 28        | 6802-03039  | Link              |                    | 1              |
| 29        | 5802-11021  | Guide Roller      |                    | 2              |
| 30        | 5802-11082  | Pin               |                    | 2              |
| 31        | 122-160     | Screw             |                    | 3              |
| 32        | 117-362     | Screw             |                    | 1              |
| 33        | 6802-03033  | Stud              |                    | 1              |
| 34        | 6802-11004  | Bracket           |                    | 1              |
| 35        | 6802-11006  | Stud Pin          |                    | 1              |
| 36        | 6802-11014  | Pin               |                    | 1              |
| 37        | 6802-11017  | Pin               | Old Type           | 1              |
| 38        | 6802-11013A | Selector          | Old Type           | 1              |
| 39        | 6802-11002A | Lever             |                    | 1              |
| 40        | 6802-03118A | Link              |                    | 1              |
| 41        | 181-404     | E-Ring            |                    | 1              |
| 42        | 151-14-3    | Spring            |                    | 2              |
| 43        | 5804-02042  | Spacer            |                    | 1              |
| 44        | A03-22-3    | Spacer            |                    | 1              |
| 46        | 223-0640.01 | Pin               |                    | 1              |
| 47        | 117-365     | Screw             |                    | 2              |
| 48        | 6802-03034  | Stopper           |                    | 1              |
| 49        | 101-366     | Set Screw         |                    | 1              |
| 50        | 6802-11021  | Snup Pin          |                    | 2              |
| 51        | 125-762     | Screw             |                    | 2              |
| 52        | 6802-03119  | Solenoid Bracket  |                    | 1              |
| 53        | 125-765     | Screw             |                    | 4              |
| 54        | E09-61-3    | Solenoid          |                    | 4              |
| 55        | 5103-08116  | Stopper           |                    | 1              |
| 56        | 125-606     | Screw             |                    | 1              |
| 57        | 184-103     | Flat Washer       |                    | 2              |
| 58        | 6802-11019A | Selector          | New Type           | 1              |
| 59        | 6802-11020  | Pin               | New Type           | 1              |
| 60        |             |                   |                    |                |
| 61        |             |                   |                    |                |
| 62        |             |                   |                    |                |
| 63        |             |                   |                    |                |
| 64        |             |                   |                    |                |
| 65        |             |                   |                    |                |
| 66        |             |                   |                    |                |
| 67        |             |                   |                    |                |
| 68        |             |                   |                    |                |
| 69        |             |                   |                    |                |
| 70        |             |                   |                    |                |

B

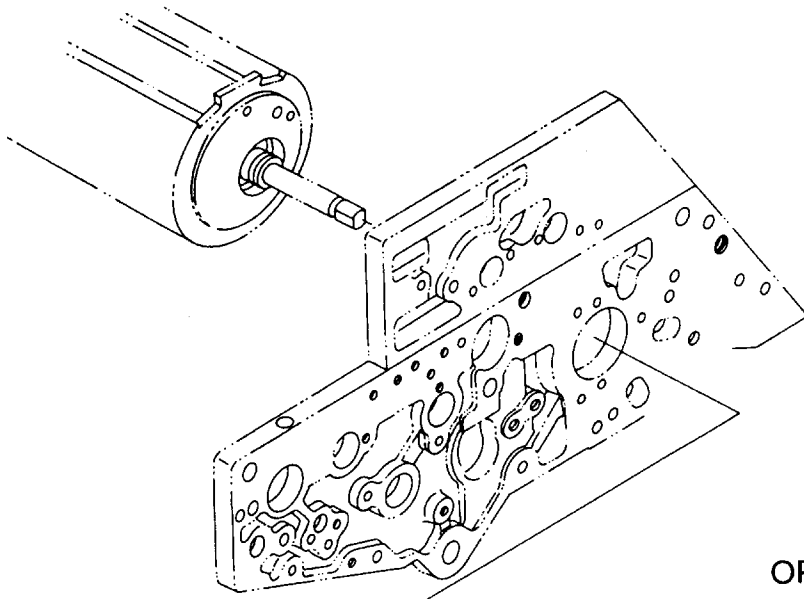


**Press Section  
Impression Lever**

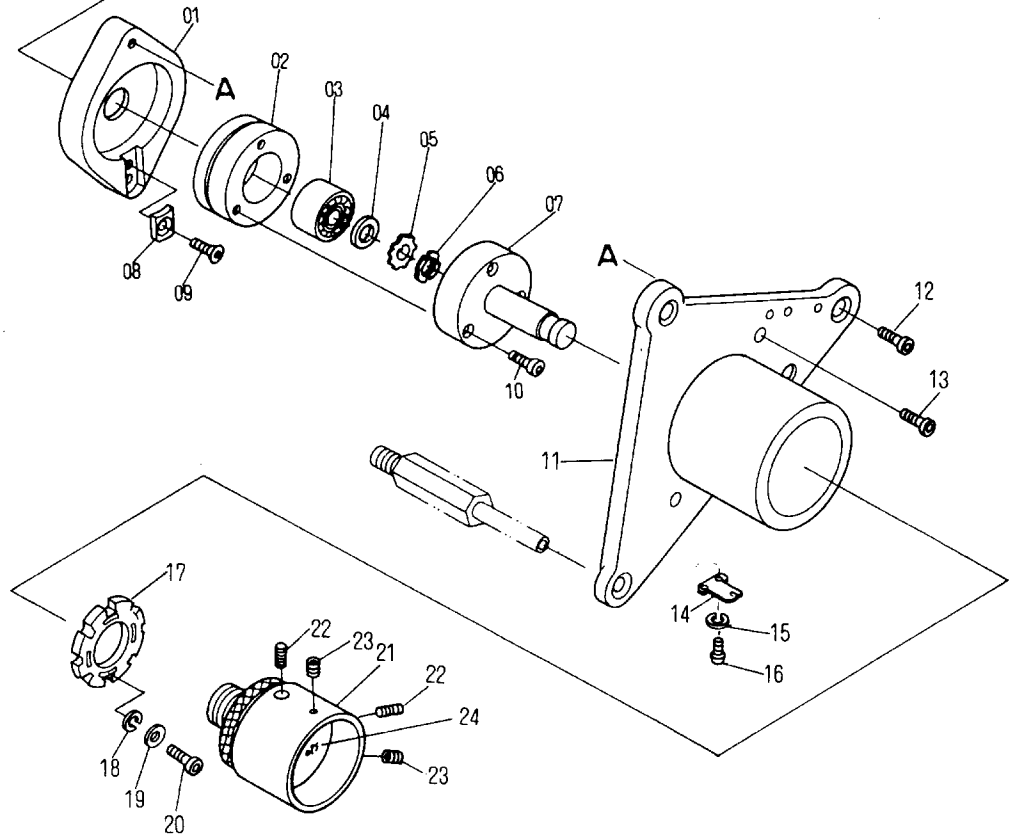
**N5028**

| INDEX No. | Parts No.   | Description      | Remarks        | Units Per Assy |
|-----------|-------------|------------------|----------------|----------------|
| 01        | 170-106     | Nut              |                | 3              |
| 02        | 180-106     | Lock Washer      |                | 3              |
| 03        | 117-362     | Screw            |                | 1              |
| 04        | 170-108     | Nut              |                | 1              |
| 05        | 180-108     | Lock Washer      |                | 2              |
| 06        | 5102-03119  | Pin              | Old Type       | 1              |
| 07        | 5202-02026  | Spring           | Old Type       | 1              |
| 08        | 181-408     | E-Ring           |                | 1              |
| 09        | 6802-03137  | Link             |                | 1              |
| 10        | 6802-03037  | Pin              |                | 1              |
| 11        | 6802-03039  | Link             |                | 1              |
| 12        | 6802-03044  | Pin              |                | 1              |
| 13        | 122-160     | Screw            |                | 1              |
| 14        | 6802-03032  | Washer           |                | 1              |
| 15        | 6802-03031  | Bracket          |                | 1              |
| 16        | 6802-03033  | Bracket          |                | 1              |
| 17        | 6802-03034  | Stopper          |                | 1              |
| 18        | 101-366     | Screw            |                | 1              |
| 19        | 117-365     | Screw            |                | 1              |
| 20        | 5802-11021  | Spacer           |                | 1              |
| 21        | 5802-11082  | Pin              |                | 2              |
| 22        | 258-651.3   | Roller Follower  |                | 2              |
| 23        | 6802-03035  | Stopper          |                | 1              |
| 24        | 6802-03036  | Stud Pin         |                | 1              |
| 25        | 117-375     | Screw            |                | 3              |
| 26        | 6802-03030A | Lever            |                | 1              |
| 27        | 241-1618.1  | Bushing          | Included in 26 | 2              |
| 28        | 184-116     | Flat Washer      |                | 1              |
| 29        | 181-412     | E-Ring           |                | 1              |
| 30        | 6802-03038A | Selector         | Old Type       | 1              |
| 31        | 6802-03115  | Pin              | Old Type       | 1              |
| 32        | X04-14-01-3 | Spring           |                | 1              |
| 33        | 181-404     | E-Ring           |                | 1              |
| 34        | I04-30-3    | Spring           |                | 1              |
| 35        | 5804-02042  | Spacer           |                | 1              |
| 36        | 6802-11021  | Snup Pin         |                | 1              |
| 37        | 184-106     | Flat Washer      |                | 2              |
| 38        | 4206-11017  | Pin              |                | 2              |
| 39        | E09-61-3    | Solenoid         |                | 1              |
| 40        | A03-22-3    | Spacer           |                | 1              |
| 41        | 6802-03118A | Link             |                | 1              |
| 42        | M56-31-03-3 | Spring           |                | 1              |
| 43        | 125-765     | Screw            |                | 1              |
| 44        | 184-103     | Flat Washer      |                | 2              |
| 45        | 6802-03119  | Solenoid Bracket |                | 1              |
| 46        | 125-762     | Screw            |                | 1              |
| 47        | 5103-08116  | Bracket          |                | 1              |
| 48        | 125-606     | Screw            |                | 2              |
| 49        | 6802-03155  | Pin              | New Type       | 1              |
| 50        | 5802-07058  | Spring           | New Type       | 1              |
| 51        | 6802-03154  | Cap Nut          | New Type       | 1              |
| 52        | 6802-03138  | Selector         | New Type       | 1              |
| 53        | 6802-03139  | Pin              | New Type       | 1              |
| 54        | 170-104     | Nut              |                | 4              |
| 55        |             |                  |                |                |
| 56        |             |                  |                |                |
| 57        |             |                  |                |                |
| 58        |             |                  |                |                |
| 59        |             |                  |                |                |
| 60        |             |                  |                |                |
| 61        |             |                  |                |                |
| 62        |             |                  |                |                |
| 63        |             |                  |                |                |
| 64        |             |                  |                |                |
| 65        |             |                  |                |                |
| 66        |             |                  |                |                |
| 67        |             |                  |                |                |
| 68        |             |                  |                |                |
| 69        |             |                  |                |                |
| 70        |             |                  |                |                |

**B**



OP-Side

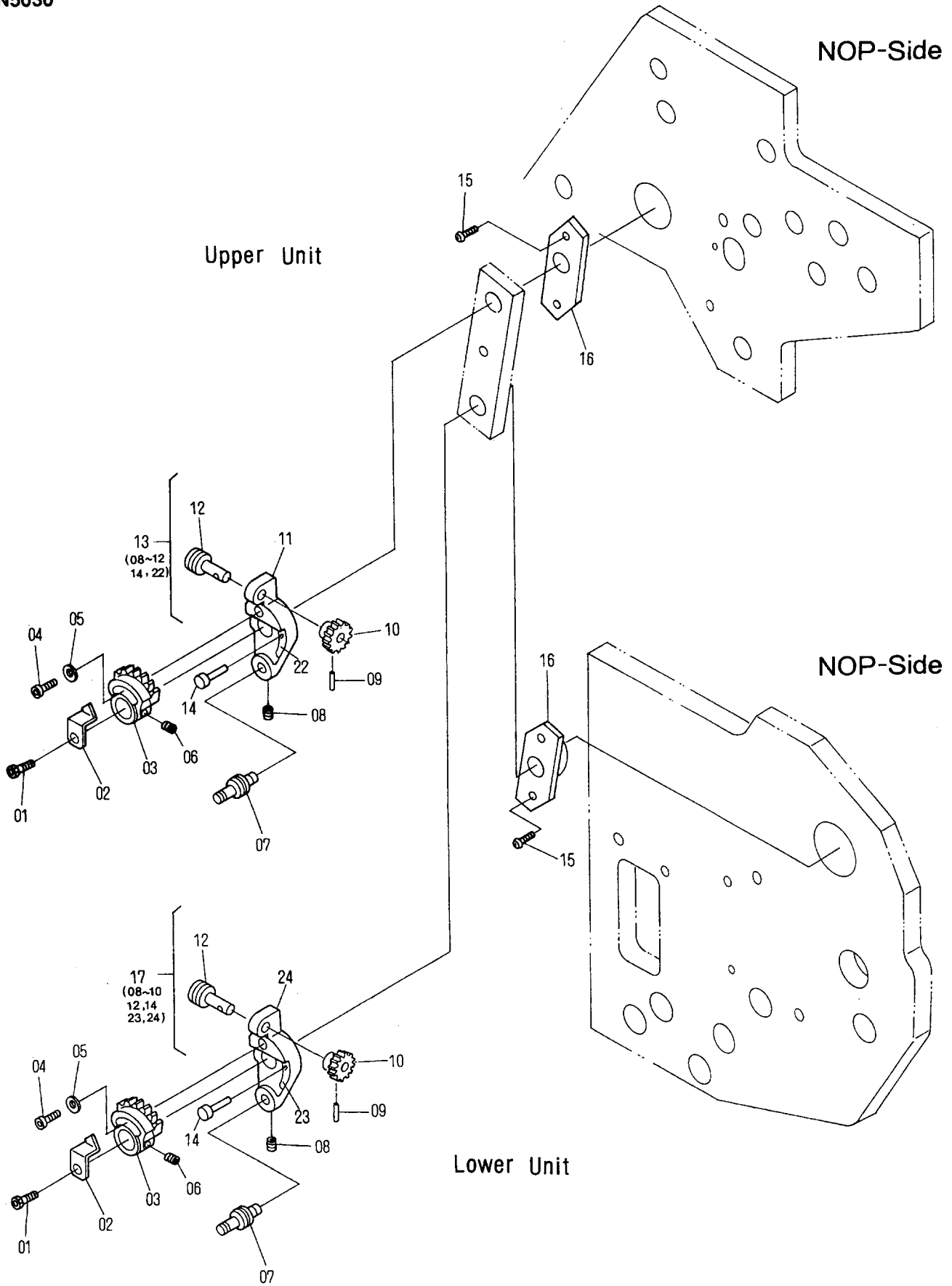


Lateral Register Mechanism (Upper Unit)

N5029

| INDEX No. | Parts No.   | Description                       | Remarks | Units Per Assy |
|-----------|-------------|-----------------------------------|---------|----------------|
| 01        | 5102-16023  | Bracket                           |         | 1              |
| 02        | 5102-16020  | Hub                               |         | 1              |
| 03        | 250-501     | Bearing                           |         | 1              |
| 04        | 5102-16019  | Spacer                            |         | 1              |
| 05        | 180-700     | Washer                            |         | 1              |
| 06        | 174-700     | Nut                               |         | 1              |
| 07        | 5102-16026  | Lateral Register Adjustment Shaft |         | 1              |
| 08        | 5102-16021  | Key Plate                         |         | 1              |
| 09        | 122-115     | Screw                             |         | 1              |
| 10        | 117-520     | Screw                             |         | 1              |
| 11        | 6802-04054  | Lateral Register Bracket          |         | 1              |
| 12        | 117-468     | Screw                             |         | 3              |
| 13        | 117-370     | Screw                             |         | 2              |
| 14        | 5102-16032  | Flat Spring                       |         | 1              |
| 15        | 180-104     | Locket Washer                     |         | 2              |
| 16        | 125-656     | Screw                             |         | 2              |
| 17        | 6802-04056  | Nut                               |         | 1              |
| 18        | 184-105     | Flat Washer                       |         | 2              |
| 19        | 180-105     | Locket Washer                     |         | 2              |
| 20        | 117-515     | Screw                             |         | 2              |
| 21        | 6802-04055  | Handle                            |         | 1              |
| 22        | 145-362     | Set Screw                         |         | 2              |
| 23        | 145-404     | Set Screw                         |         | 2              |
| 24        | 5102-16022A | Indicator Assy                    |         | 1              |
| 25        |             |                                   |         |                |
| 26        |             |                                   |         |                |
| 27        |             |                                   |         |                |
| 28        |             |                                   |         |                |
| 29        |             |                                   |         |                |
| 30        |             |                                   |         |                |
| 31        |             |                                   |         |                |
| 32        |             |                                   |         |                |
| 33        |             |                                   |         |                |
| 34        |             |                                   |         |                |
| 35        |             |                                   |         |                |
| 36        |             |                                   |         |                |
| 37        |             |                                   |         |                |
| 38        |             |                                   |         |                |
| 39        |             |                                   |         |                |
| 40        |             |                                   |         |                |
| 41        |             |                                   |         |                |
| 42        |             |                                   |         |                |
| 43        |             |                                   |         |                |
| 44        |             |                                   |         |                |
| 45        |             |                                   |         |                |
| 46        |             |                                   |         |                |
| 47        |             |                                   |         |                |
| 48        |             |                                   |         |                |
| 49        |             |                                   |         |                |
| 50        |             |                                   |         |                |
| 51        |             |                                   |         |                |
| 52        |             |                                   |         |                |
| 53        |             |                                   |         |                |
| 54        |             |                                   |         |                |
| 55        |             |                                   |         |                |
| 56        |             |                                   |         |                |
| 57        |             |                                   |         |                |
| 58        |             |                                   |         |                |
| 59        |             |                                   |         |                |
| 60        |             |                                   |         |                |
| 61        |             |                                   |         |                |
| 62        |             |                                   |         |                |
| 63        |             |                                   |         |                |
| 64        |             |                                   |         |                |
| 65        |             |                                   |         |                |
| 66        |             |                                   |         |                |
| 67        |             |                                   |         |                |
| 68        |             |                                   |         |                |
| 69        |             |                                   |         |                |
| 70        |             |                                   |         |                |

B

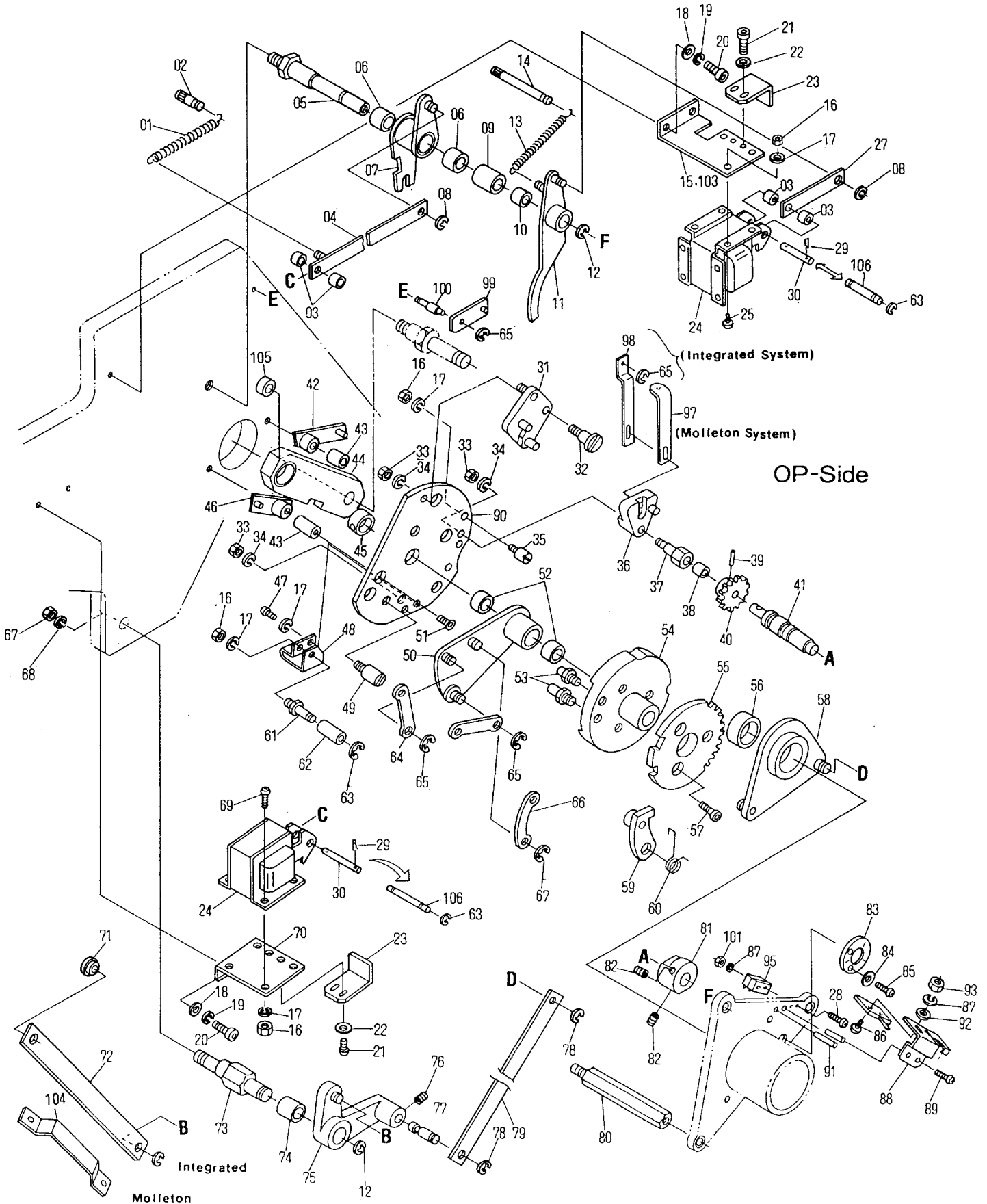


Connecting Parts for Inking Section

N5030

| INDEX No. | Parts No.   | Description            | Remarks    | Units Per Assy |
|-----------|-------------|------------------------|------------|----------------|
| 01        | 101-358     | Screw                  |            | 2              |
| 02        | MC04-16     | Scale Pointer          |            | 2              |
| 03        | 6802-04058  | Adjustment Sector      |            | 2              |
| 04        | 117-375     | Screw                  |            | 2              |
| 05        | 184-106     | Flat Washer            |            | 2              |
| 06        | 145-358     | Set Screw              |            | 2              |
| 07        | 6802-04045  | Pin                    |            | 1              |
| 08        | 145-508     | Set Screw              |            | 2              |
| 09        | 183-140     | Roll Pin               |            | 2              |
| 10        | M02-40-3    | Knob                   |            | 2              |
| 11        | 6802-04060C | Lever                  | Upper Unit | 2              |
| 12        | 6802-04059  | Adjustment Worm        |            | 2              |
| 13        | 6802-04060A | Lever Assy (08-12, 14) | Upper Unit | 1              |
| 14        | M02-38-3    | Rivet                  |            | 4              |
| 15        | 122-168     | Screw                  |            | 8              |
| 16        | 6802-04043  | Bushing Bracket        |            | 2              |
| 17        | 6802-04060B | Lever Assy (08-12, 14) | Lower Unit | 1              |
| 18        | 6802-04051  | Shim (t=0.1)           |            | —              |
| 19        | 6802-04052  | Shim (t=0.2)           |            | —              |
| 20        | 6802-04053  | Shim (t=0.5)           |            | —              |
| 21        | 6802-04083  | Shim (t=0.05)          |            | —              |
| 22        | 6802-04061  | Scale Included in 11   | Upper Unit | 1              |
| 23        | M02-37-3    | Scale Included in 24   | Lower Unit | 1              |
| 24        | 6802-04060D | Lever                  | Lower Unit | 1              |
| 25        |             |                        |            |                |
| 26        |             |                        |            |                |
| 27        |             |                        |            |                |
| 28        |             |                        |            |                |
| 29        |             |                        |            |                |
| 30        |             |                        |            |                |
| 31        |             |                        |            |                |
| 32        |             |                        |            |                |
| 33        |             |                        |            |                |
| 34        |             |                        |            |                |
| 35        |             |                        |            |                |
| 36        |             |                        |            |                |
| 37        |             |                        |            |                |
| 38        |             |                        |            |                |
| 39        |             |                        |            |                |
| 40        |             |                        |            |                |
| 41        |             |                        |            |                |
| 42        |             |                        |            |                |
| 43        |             |                        |            |                |
| 44        |             |                        |            |                |
| 45        |             |                        |            |                |
| 46        |             |                        |            |                |
| 47        |             |                        |            |                |
| 48        |             |                        |            |                |
| 49        |             |                        |            |                |
| 50        |             |                        |            |                |
| 51        |             |                        |            |                |
| 52        |             |                        |            |                |
| 53        |             |                        |            |                |
| 54        |             |                        |            |                |
| 55        |             |                        |            |                |
| 56        |             |                        |            |                |
| 57        |             |                        |            |                |
| 58        |             |                        |            |                |
| 59        |             |                        |            |                |
| 60        |             |                        |            |                |
| 61        |             |                        |            |                |
| 62        |             |                        |            |                |
| 63        |             |                        |            |                |
| 64        |             |                        |            |                |
| 65        |             |                        |            |                |
| 66        |             |                        |            |                |
| 67        |             |                        |            |                |
| 68        |             |                        |            |                |
| 69        |             |                        |            |                |
| 70        |             |                        |            |                |

B



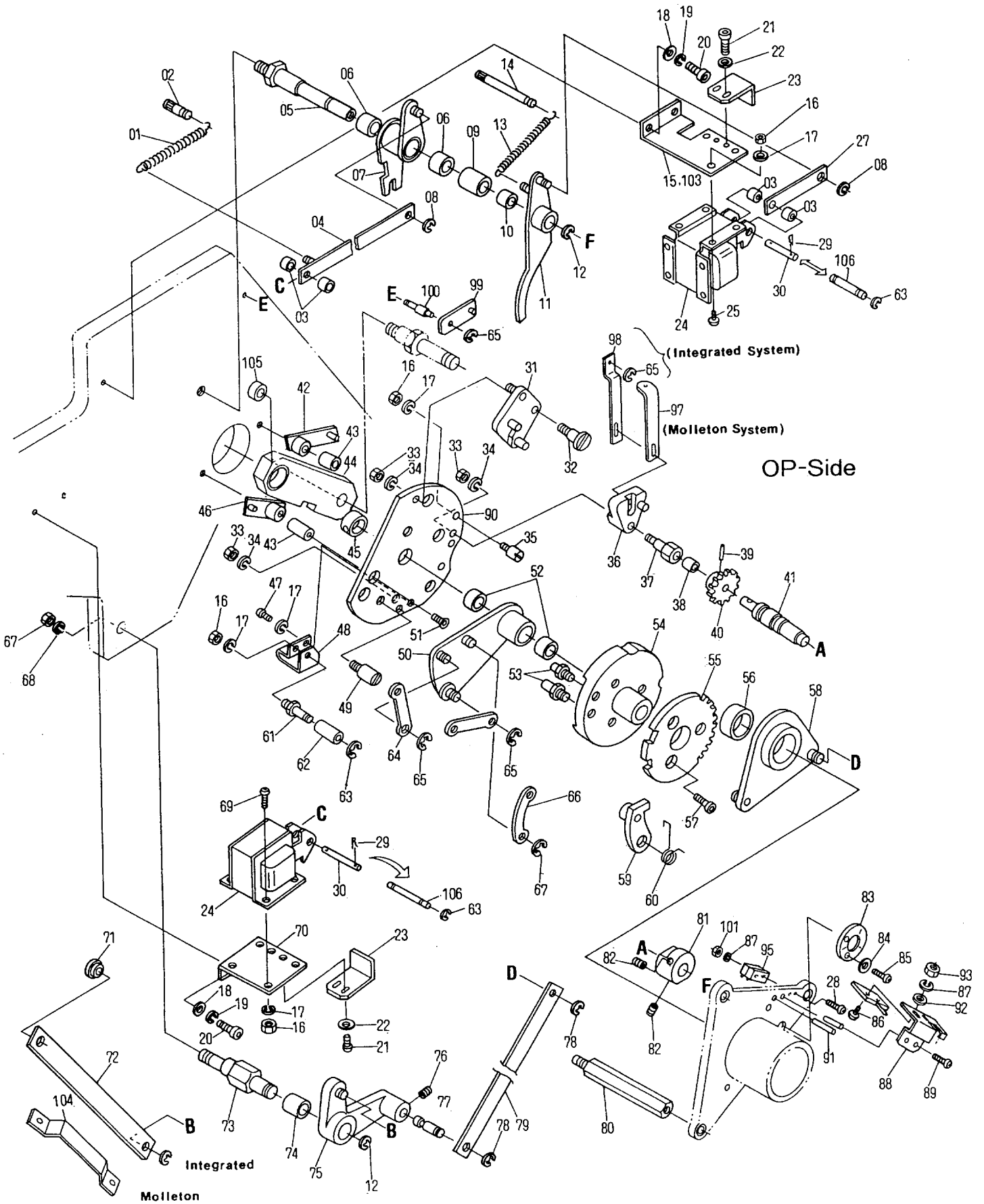


**Inking Section  
Single Lever Mechanism (Upper Unit)**

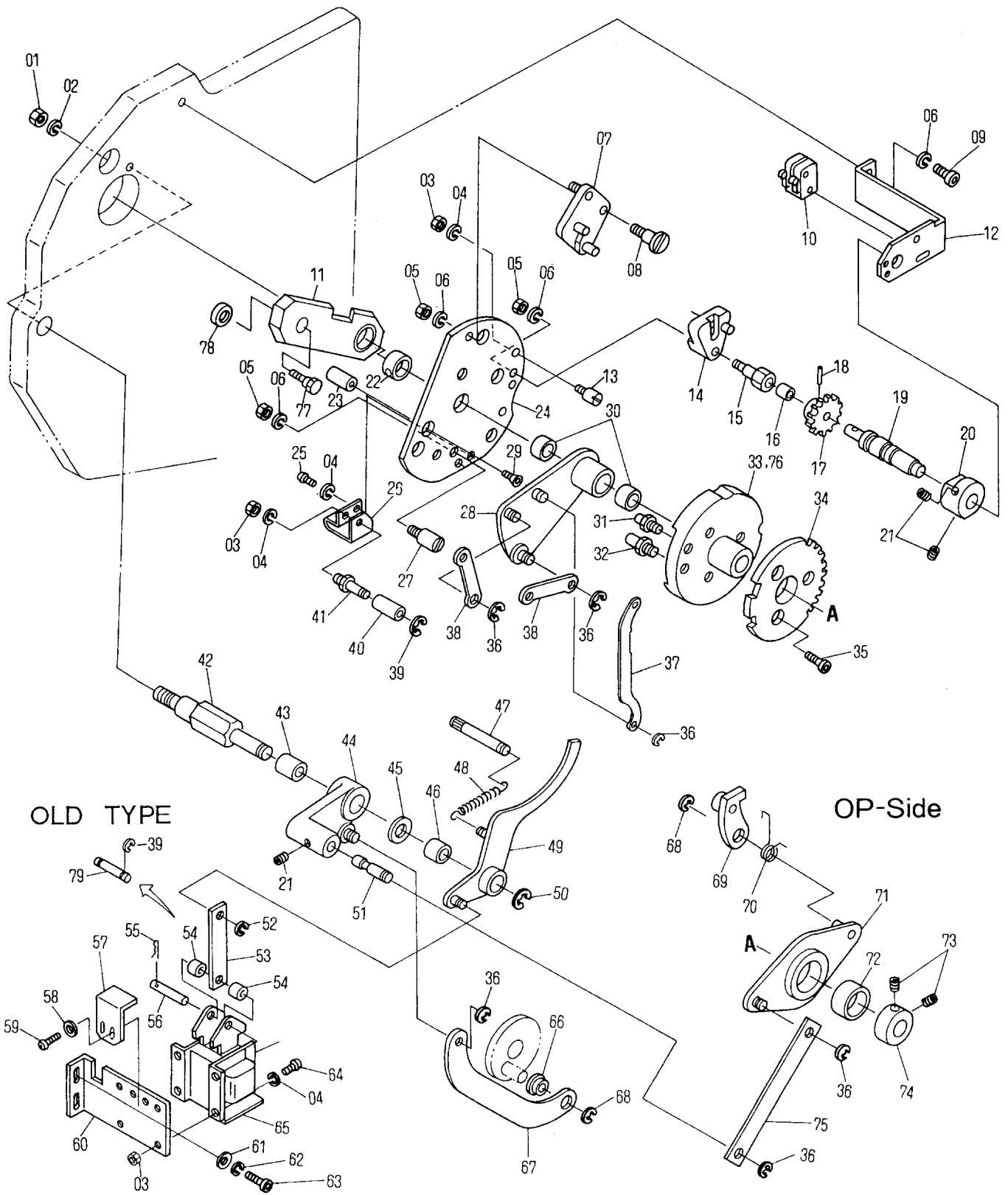
**N5031**

| INDEX No. | Parts No.   | Description              | Remarks        | Units Per Assy |
|-----------|-------------|--------------------------|----------------|----------------|
| 01        | I04-19-01-3 | Spring                   |                | 1              |
| 02        | 223-0620.01 | Pin                      |                | 1              |
| 03        | H03-36-3    | Spacer                   |                | 4              |
| 04        | 6808-08052A | Link                     |                | 1              |
| 05        | 6803-08027  | Shaft                    |                | 1              |
| 06        | 243-612     | Bushing                  | Included in 07 | 2              |
| 07        | 6808-08053B | Drive Lever              |                | 1              |
| 08        | 181-404     | E-Ring                   |                | 2              |
| 09        | I22-33-3    | Spacer                   |                | 1              |
| 10        | 243-619     | Bushing                  | Included in 11 | 1              |
| 11        | 6803-08018B | Latch Release Lever      |                | 1              |
| 12        | 181-410     | E-Ring                   |                | 3              |
| 13        | 5201-11048  | Spring                   |                | 1              |
| 14        | 7203-08035  | Pin                      |                | 1              |
| 15        | 6803-08050  | Solenoid Bracket         | Integrated     | 1              |
| 16        | 170-104     | Nut                      |                | 14             |
| 17        | 180-104     | Lock Washer              |                | 18             |
| 18        | 184-105     | Flat Washer              |                | 4              |
| 19        | 180-105     | Lock Washer              |                | 4              |
| 20        | 117-510     | Screw                    |                | 4              |
| 21        | 125-606     | Screw                    |                | 4              |
| 22        | 184-103     | Flat Washer              |                | 4              |
| 23        | 5103-08116  | Stopper                  |                | 2              |
| 24        | E09-60-3    | Solenoid                 |                | 2              |
| 25        | 125-660     | Screw                    |                | 8              |
| 27        | 6803-08049  | Link                     | Integrated     | 1              |
| 28        | 125-635     | Screw                    |                | 2              |
| 29        | 6801-03014  | Snap Pin                 | New Type       | 4              |
| 30        | 6801-03013  | Pin                      | New Type       | 2              |
| 31        | 7203-08021A | Lever                    |                | 1              |
| 32        | 7203-08033  | Screw                    |                | 1              |
| 33        | 170-106     | Nut                      |                | 6              |
| 34        | 180-106     | Lock Washer              |                | 6              |
| 35        | I18-11-3    | Stop Bolt                |                | 4              |
| 36        | 7203-08020A | Dampening Drive Dog      |                | 1              |
| 37        | 7203-08023  | Stud Bolt                |                | 1              |
| 38        | 243-608     | Bushing                  |                | 1              |
| 39        | 183-182     | Roll Pin                 |                | 1              |
| 40        | 5103-08011  | Gear                     |                | 1              |
| 41        | 5103-08012  | Operating Cam Shaft      |                | 2              |
| 42        | 5102-13007A | Lever                    |                | 1              |
| 43        | 5103-08078  | Spacer                   |                | 1              |
| 44        | 6803-08001A | Tie Bar                  | OP-S           | 1              |
| 45        | 6803-08051  | Bushing                  |                | 1              |
| 46        | 6808-05118A | Lever                    |                | 1              |
| 47        | 125-655     | Screw                    |                | 4              |
| 48        | 7203-08025  | Snubber Bracket          |                | 1              |
| 49        | 7203-08024  | Stop Stud                |                | 1              |
| 50        | 6803-08047B | Drive Lever              |                | 1              |
| 51        | 122-185     | Screw                    |                | 1              |
| 52        | 243-627     | Bushing                  | Included in 50 | 2              |
| 53        | I18-03-3    | Stud                     |                | 2              |
| 54        | 7203-08019A | Single Lever Control Hub |                | 1              |
| 55        | 7203-08026  | Gear                     |                | 1              |
| 56        | 243-650     | Bushing                  | Included in 58 | 1              |
| 57        | 117-362     | Screw                    |                | 3              |
| 58        | 7203-08034B | Lever                    |                | 1              |
| 59        | 5103-08020A | Latch                    |                | 1              |
| 60        | 5103-08049  | Spring                   |                | 1              |
| 61        | 7203-08016  | Pin                      |                | 1              |
| 62        | CP03-26     | Cam Follower             |                | 1              |
| 63        | 181-403     | E-Ring                   |                | 1              |
| 64        | 7203-08031  | Link                     |                | 2              |
| 65        | 181-406     | E-Ring                   |                | 1              |
| 66        | 7203-08032  | Link                     |                | 1              |
| 67        | 170-112     | Nut                      |                | 1              |
| 68        | 180-112     | Lock Washer              |                | 1              |
| 69        | 125-660     | Screw                    |                | 4              |
| 70        | 6808-08051  | Solenoid Bracket         |                | 1              |

**B**





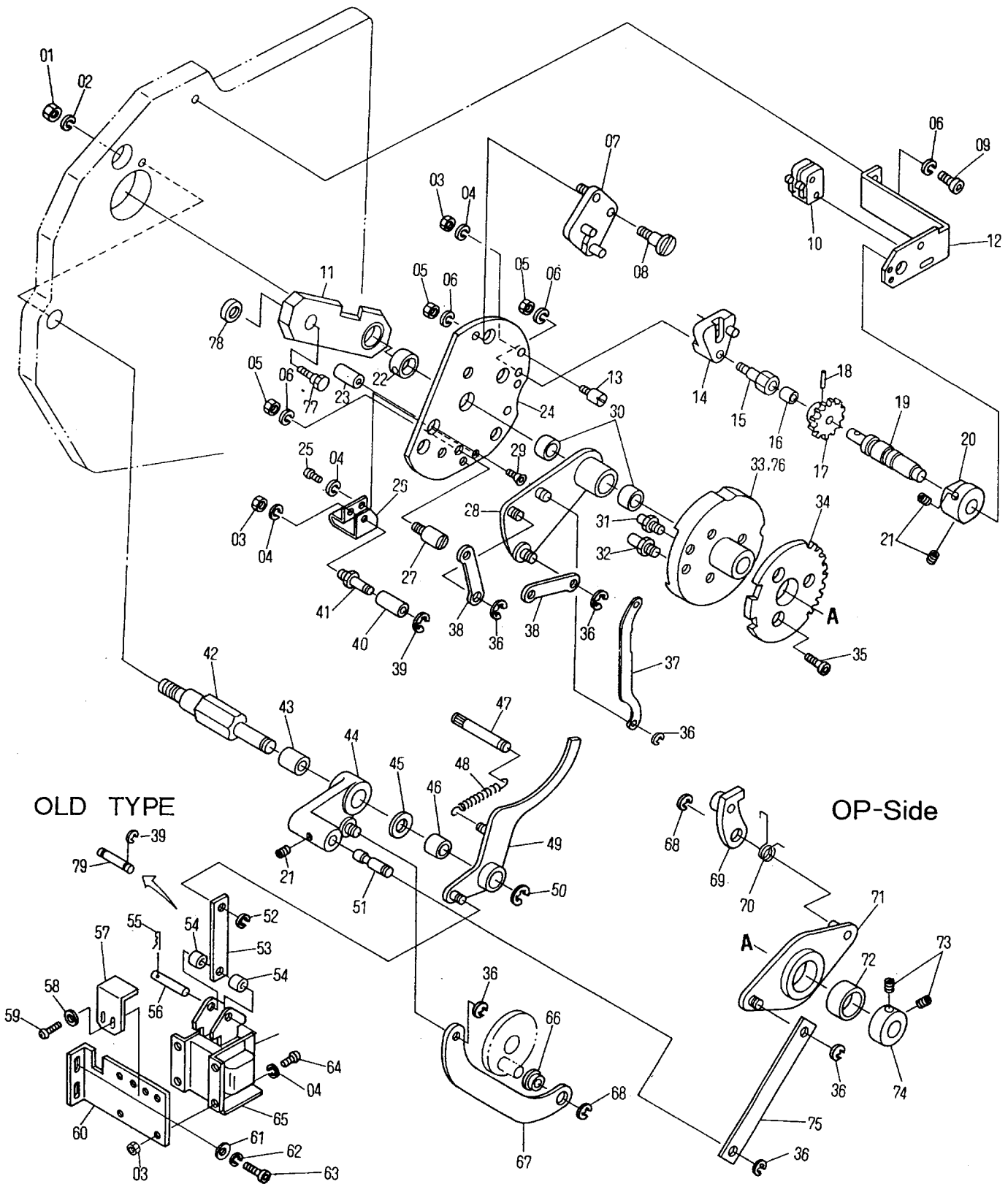


**Inking Section  
Single Lever Mechanism (Lower Unit)**

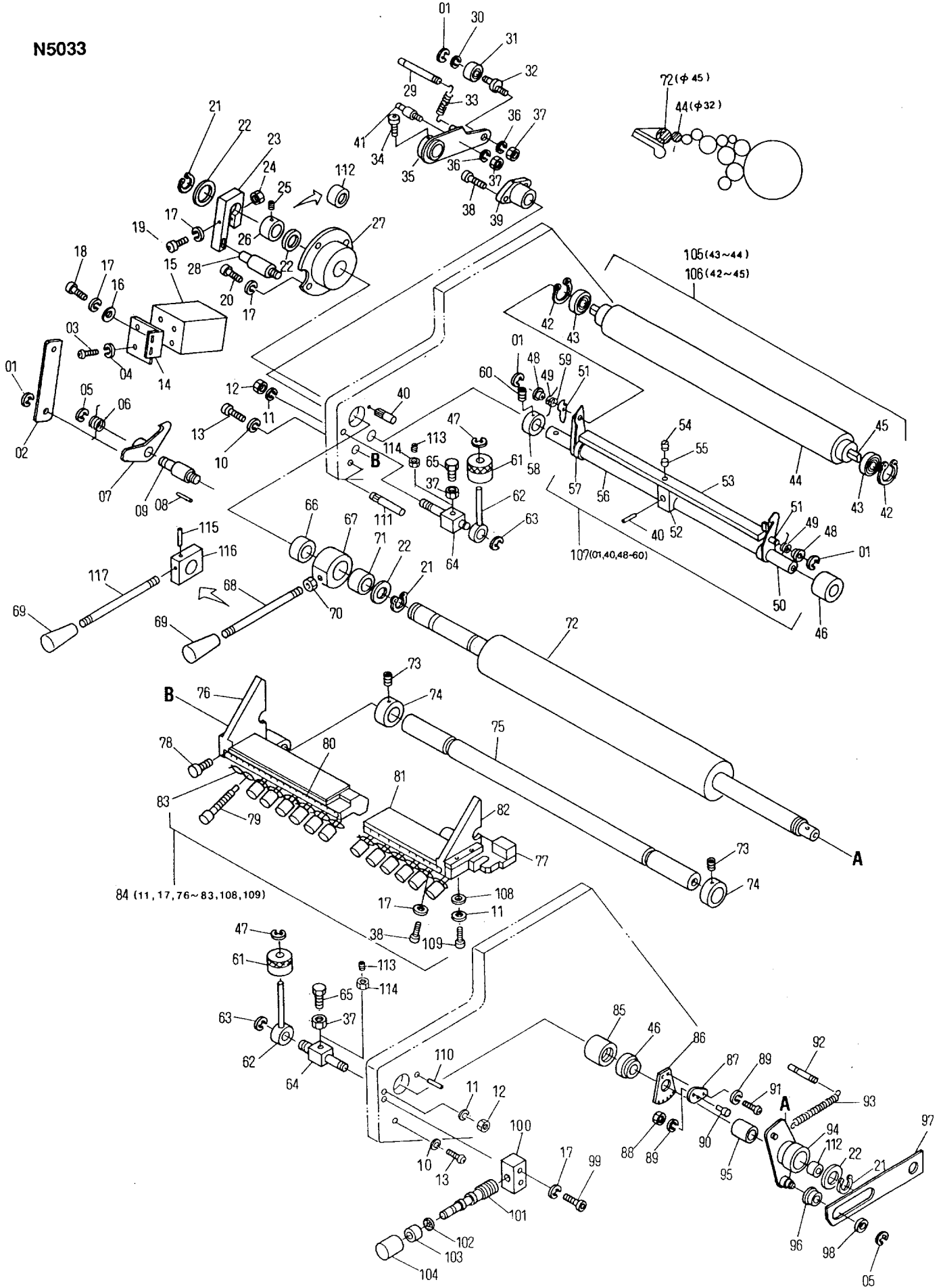
**N5032**

| INDEX No. | Parts No.   | Description                | Remarks        | Units Per Assy |
|-----------|-------------|----------------------------|----------------|----------------|
| 01        | 170-112     | Nut                        |                | 1              |
| 02        | 180-112     | Lock Washer                |                | 1              |
| 03        | 170-104     | Nut                        |                | 10             |
| 04        | 180-104     | Lock Washer                |                | 2              |
| 05        | 170-106     | Nut                        |                | 6              |
| 06        | 180-106     | Lock Washer                |                | 6              |
| 07        | 7203-08021A | Inking Drive Dog           |                | 1              |
| 08        | 7203-08033  | Screw                      |                | 1              |
| 09        | 117-365     | Screw                      |                | 2              |
| 10        | E10-29-3    | Limit Switch               |                | 1              |
| 11        | 6803-08001A | Tie Bar                    |                | 1              |
| 12        | 6803-08044  | Limit Switch Bracket       |                | 1              |
| 13        | I18-11-3    | Stop Bolt                  |                | 1              |
| 14        | 7203-08020A | Dampening Drive Dog        |                | 1              |
| 15        | 7203-08023  | Pin                        |                | 1              |
| 16        | 243-608     | Bushing                    |                | 1              |
| 17        | 5103-08011  | Gear                       |                | 1              |
| 18        | 183-182     | Roll Pin                   |                | 1              |
| 19        | 5103-08012  | Pin                        |                | 1              |
| 20        | 5103-08096  | Switch Operating Cam       |                | 2              |
| 21        | 145-506     | Set Screw                  |                | 2              |
| 22        | 6803-08051  | Spacer                     |                | 4              |
| 23        | 5103-08078  | Spacer                     |                | 3              |
| 24        | 7203-08018  | Single Lever Control Plate |                | 1              |
| 25        | 125-655     | Screw                      |                | 4              |
| 26        | 7203-08025  | Snubber Bracket            |                | 1              |
| 27        | 7203-08024  | Stop Stud                  |                | 1              |
| 28        | 6803-08047B | Drive Lever                |                | 1              |
| 29        | 122-185     | Screw                      |                | 5              |
| 30        | 243-627     | Bushing                    | Included in 28 | 2              |
| 31        | I18-03-3    | Pin                        |                | 2              |
| 32        | I18-04-3    | Pin                        |                | 1              |
| 33        | 6803-08048  | Single Lever Control Hub   | Integrated     | 1              |
| 34        | 6803-08036  | Sector Gear                |                | 1              |
| 35        | 117-362     | Screw                      |                | 3              |
| 36        | 181-406     | E-Ring                     |                | 6              |
| 37        | 6803-08032  | Link                       |                | 1              |
| 38        | 7203-08031  | Link                       |                | 1              |
| 39        | 181-403     | E-Ring                     |                | 1              |
| 40        | CP03-26     | Cam Follower               |                | 1              |
| 41        | 7203-08016  | Pin                        |                | 1              |
| 42        | 6803-08042  | Shaft                      |                | 1              |
| 43        | M02-10-02-3 | Bushing                    | Included in 44 | 2              |
| 44        | 7203-08036B | Lever                      |                | 1              |
| 45        | 6803-08041  | Spacer                     |                | 1              |
| 46        | 243-619     | Bushing                    | Included in 49 | 1              |
| 47        | 7203-08035  | Pin                        |                | 1              |
| 48        | I28-31-3    | Spring                     |                | 1              |
| 49        | 6803-08035B | Latch Release Lever        |                | 1              |
| 50        | 181-410     | E-Ring                     |                | 1              |
| 51        | 7203-08028  | Pin                        |                | 1              |
| 52        | 181-404     | E-Ring                     |                | 1              |
| 53        | 6803-08049  | Link                       |                | 1              |
| 54        | I103-36-3   | Spacer                     |                | 2              |
| 55        | 6801-03014  | Snap Pin                   | New Type       | 2              |
| 56        | 6801-03013  | Pin                        | New Type       | 1              |
| 57        | 5103-08116  | Stopper                    |                | 1              |
| 58        | 184-103     | Flat Washer                |                | 2              |
| 59        | 125-606     | Screw                      |                | 2              |
| 60        | 6803-08050  | Solenoid Bracket           |                | 1              |
| 61        | 184-105     | Flat Washer                |                | 4              |
| 62        | 180-105     | Lock Washer                |                | 4              |
| 63        | 117-510     | Screw                      |                | 4              |
| 64        | 125-660     | Screw                      |                | 8              |
| 65        | E09-60-3    | Solenoid                   |                | 1              |
| 66        | 6803-05053  | Bushing                    |                | 1              |
| 67        | 6803-05054  | Link                       |                | 1              |
| 68        | 181-408     | E-Ring                     |                | 1              |
| 69        | 5103-08020A | Latch                      |                | 1              |
| 70        | 5103-08049  | Spring                     |                | 1              |

**B**







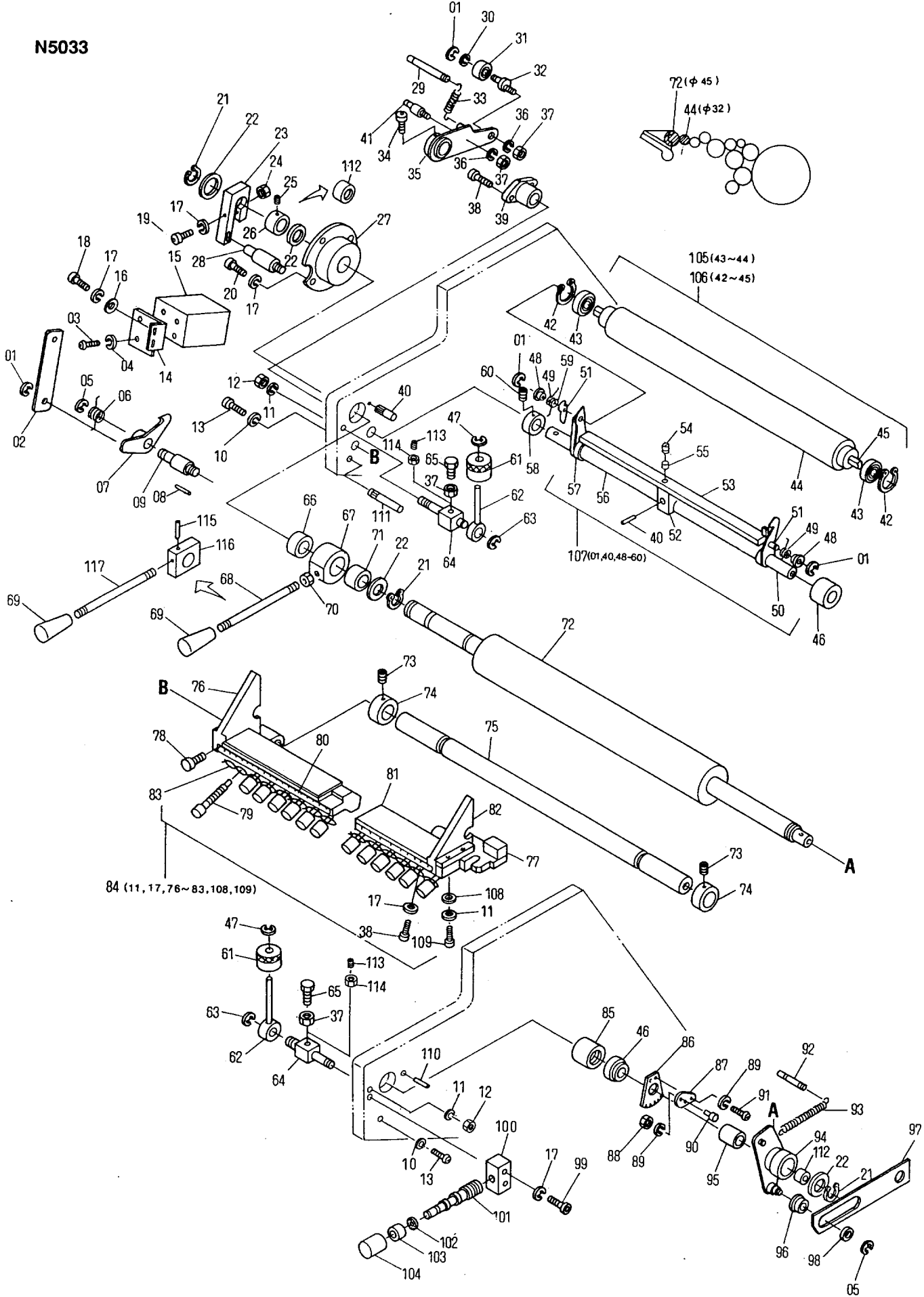


**Inking Section (Upper Unit)  
Ink Ductor Roller and Ink Fountain**

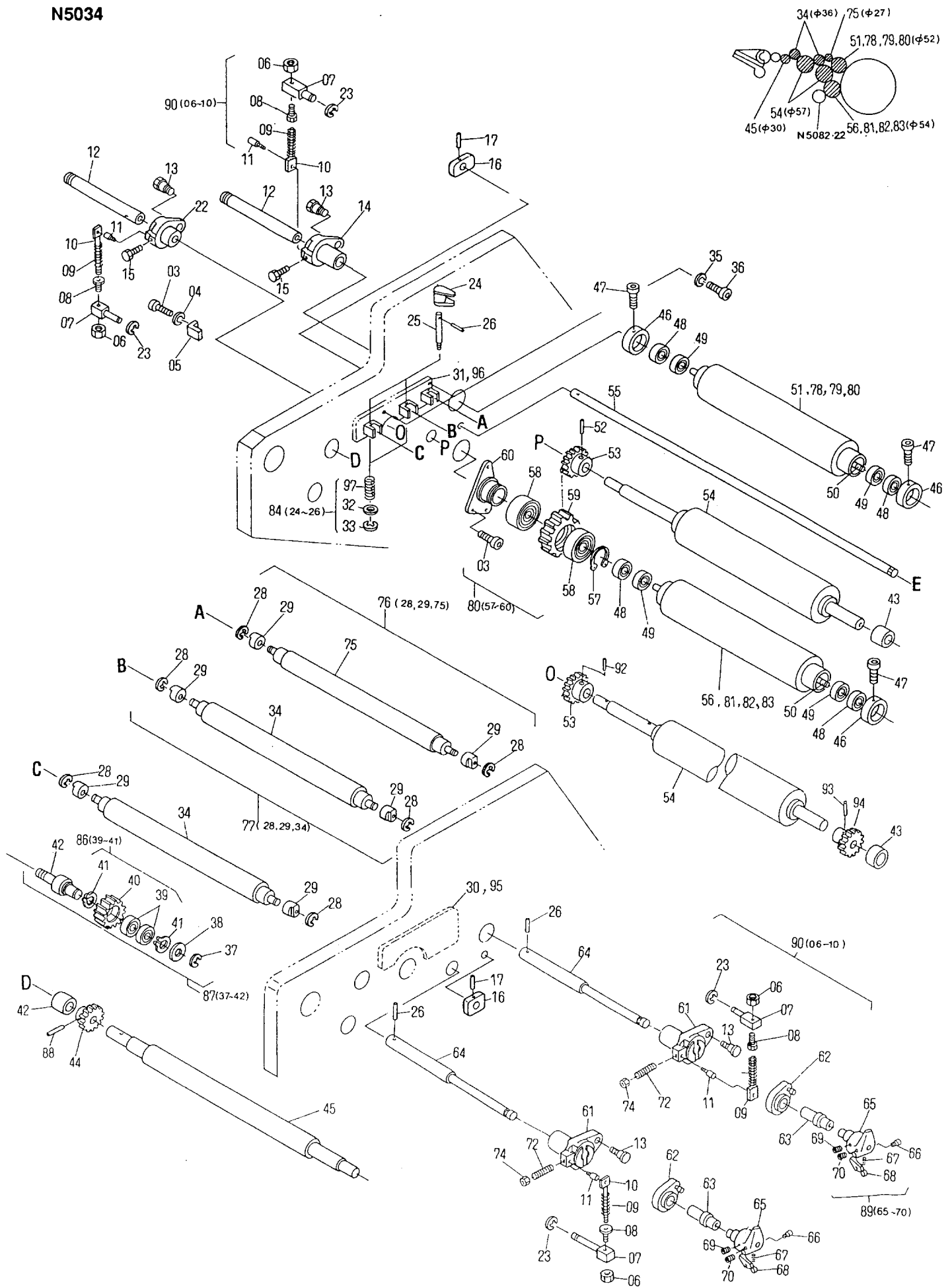
**N5033**

| INDEX No. | Parts No.   | Description             | Remarks        | Units Per Assy |
|-----------|-------------|-------------------------|----------------|----------------|
| 01        | 181-404     | E-Ring                  |                | 5              |
| 02        | 6803-06024  | Link                    |                | 1              |
| 03        | 125-606     | Screw                   |                | 4              |
| 04        | 180-103     | Lock Washer             |                | 4              |
| 05        | 181-406     | E-Ring                  |                | 3              |
| 06        | 7203-06023  | Spring                  |                | 1              |
| 07        | 6803-06026A | Hook                    |                | 1              |
| 08        | 183-212     | Roll Pin                |                | 1              |
| 09        | 7203-06021  | Pin                     |                | 2              |
| 10        | 180-110     | Lock Washer             |                | 4              |
| 11        | 180-108     | Lock Washer             |                | 2              |
| 12        | 170-108     | Nut                     |                | 2              |
| 13        | 6803-02062  | Screw                   |                | 2              |
| 14        | 7203-06013  | Solenoid Bracket        |                | 1              |
| 15        | E09-25-3    | Solenoid                |                | 1              |
| 16        | 184-105     | Flat Washer             |                | 2              |
| 17        | 180-105     | Lock Washer             |                | 8              |
| 18        | 117-512     | Screw                   |                | 2              |
| 19        | 117-532     | Screw                   |                | 1              |
| 20        | 117-515     | Screw                   |                | 3              |
| 21        | 181-016     | C-Ring                  |                | 3              |
| 22        | CK08-63     | Washer                  |                | 4              |
| 23        | 7203-02043  | Brake Shoe              |                | 1              |
| 24        | I31-10-3    | Nut                     |                | 1              |
| 25        | 145-505     | Set Screw               |                | 1              |
| 26        | M05-37-3    | Collar                  |                | 1              |
| 27        | 6803-02041  | Bushing Bracket         |                | 1              |
| 28        | 7203-02042  | Stud Pin                |                | 1              |
| 29        | 223-0640.01 | Pin                     |                | 1              |
| 30        | 184-106     | Flat Washer             |                | 1              |
| 31        | 250-126.6   | Bearing                 |                | 1              |
| 32        | 6803-06012  | Bearing Pin             |                | 1              |
| 33        | G07-52-3    | Spring                  |                | 1              |
| 34        | 117-508     | Screw                   |                | 2              |
| 35        | 6803-06009A | Lever                   |                | 1              |
| 36        | 180-106     | Lock Washer             |                | 2              |
| 37        | 170-106     | Nut                     |                | 4              |
| 38        | 117-510     | Screw                   |                | 2              |
| 39        | 6803-04020  | Bushing                 |                | 1              |
| 40        | CP03-34     | Roll Pin                |                | 1              |
| 41        | 7203-06015  | Eccentric Pin           |                | 1              |
| 42        | 181-008     | C-Ring                  |                | 2              |
| 43        | 250-088.7   | Bearing                 |                | 2              |
| 44        | 6803-06001  | Ink Ductor Roller       |                | 1              |
| 45        | 6803-06002  | Ink Ductor Roller Shaft |                | 1              |
| 46        | 7203-04032  | Bushing                 |                | 2              |
| 47        | 181-405     | E-Ring                  |                | 2              |
| 48        | I01-43-3    | Spreader                |                | 2              |
| 49        | I01-32-3    | Spring                  |                | 1              |
| 50        | 7203-06011B | Ductor Roller Bracket   |                | 1              |
| 51        | 7203-06022  | Ductor Roller Latch     |                | 2              |
| 52        | 7203-06009  | Bracket                 |                | 1              |
| 53        | 6803-06004A | Ductor Bracket Spreader |                | 1              |
| 54        | 7203-06024  | Pin                     |                | 1              |
| 55        | 243-605     | Bushing                 | Included in 53 | 1              |
| 56        | 6803-06003  | Ductor Frame Shaft      |                | 1              |
| 57        | 7203-06010B | Ductor Roller Bracket   |                | 1              |
| 58        | 185-1615.01 | Collar                  |                | 1              |
| 59        | I01-33-3    | Spring                  |                | 1              |
| 60        | 145-355     | Set Screw               |                | 2              |
| 61        | 6803-02051  | Handle                  |                | 2              |
| 62        | 6803-02052  | Mounting Link           |                | 2              |
| 63        | 181-408     | E-Ring                  |                | 2              |
| 64        | 6803-02038  | Stud Pin                |                | 2              |
| 65        | 101-375     | Screw                   |                | 2              |
| 66        | 5802-20024  | Bushing                 |                | 1              |
| 67        | 6803-02040A | Handle Bracket          | Old Type       | 1              |
| 68        | 7203-02060  | Handle Shaft            | Old Type       | 1              |
| 69        | R-118-01    | Knob                    | Old Type       | 1              |
| 70        | 170-108     | Nut                     | Old Type       | 1              |

**C**





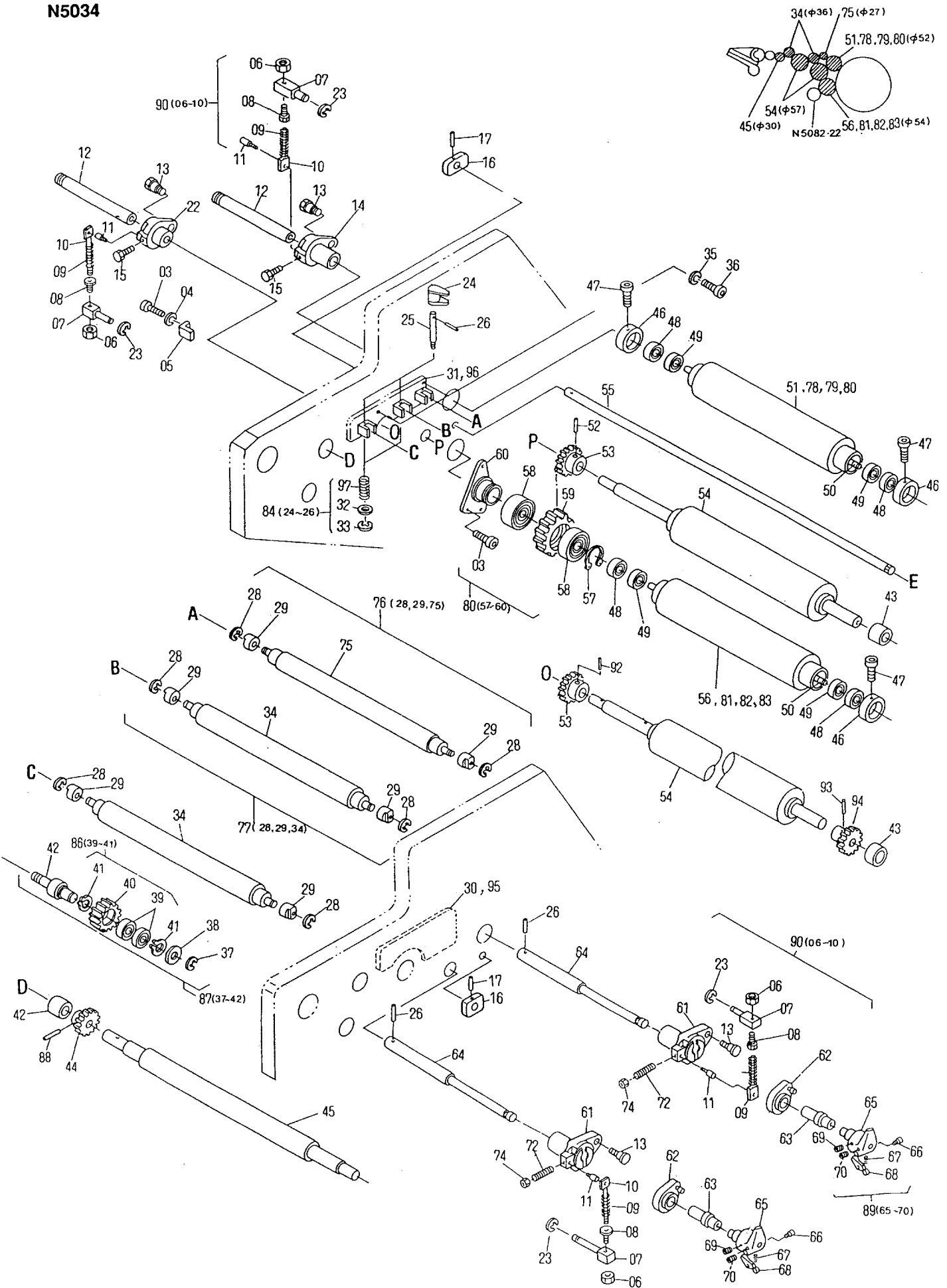


**Inking Section (Upper Unit)  
Form Roller, Oscillating Roller and Idle Roller**

**N5034**

| INDEX No. | Parts No.   | Description                      | Remarks                   | Units Per Assy |
|-----------|-------------|----------------------------------|---------------------------|----------------|
| 01        | 180-110     | Lock Washer                      |                           | 1              |
| 02        | 170-110     | Nut                              |                           | 1              |
| 03        | 117-520     | Screw                            |                           | 4              |
| 04        | 180-105     | Lock Washer                      |                           | 1              |
| 05        | 7203-03020  | Block                            |                           | 1              |
| 06        | C-216A-01   | Nut                              |                           | 4              |
| 07        | 7203-03017  | Stud Pin                         |                           | 4              |
| 08        | 7203-03016  | Screw                            |                           | 4              |
| 09        | 7203-03021  | Spring                           |                           | 4              |
| 10        | 7203-03011  | Spring Guide                     |                           | 4              |
| 11        | 7203-03014  | Bolt                             |                           | 4              |
| 12        | 7203-03018  | Roller Shaft                     | NOP-S                     | 2              |
| 13        | 7203-03013  | Bolt                             |                           | 4              |
| 14        | 7203-03007  | Roller Bracket                   |                           | 1              |
| 15        | 101-520T    | Screw                            |                           | 2              |
| 16        | 7203-03019  | Night Latch Cam                  |                           | 2              |
| 17        | 183-186     | Roll Pin                         |                           | 2              |
| 18        | 6803-04020  | Bushing Bracket                  |                           | 2              |
| 19        | I01-39-3    | Ink Oscillating Roller Drive Cam |                           | 1              |
| 20        | 183-205     | Roll Pin                         |                           | 1              |
| 21        | 117-510     | Screw                            |                           | 4              |
| 22        | 6803-03031  | Roller Bracket                   |                           | 1              |
| 23        | 181-406     | E-Ring                           |                           | 4              |
| 24        | 6803-04010  | Roller Retainer                  |                           | 4              |
| 25        | 6803-04011  | Holder Stem                      |                           | 4              |
| 26        | 183-151     | Roll Pin                         |                           | 6              |
| 28        | 181-405     | E-Ring                           |                           | 5              |
| 29        | CP03-11     | Bushing                          |                           | 6              |
| 30        | 6803-04009A | Roller Frame                     | Integrated                | 1              |
| 31        | 6803-04008A | Roller Frame                     | Integrated                | 1              |
| 32        | 184-106     | Flat Washer                      |                           |                |
| 33        | 181-404     | E-Ring                           |                           | 2              |
| 34        | 6803-04005  | Distributor Roller               |                           | 2              |
| 35        | 180-106     | Lock Washer                      |                           | 4              |
| 36        | 117-362     | Screw                            |                           | 4              |
| 37        | 181-012     | C-Ring                           |                           | 2              |
| 38        | 7203-05035  | Spacer                           |                           | 2              |
| 39        | 250-151.6   | Bearing                          |                           | 4              |
| 40        | 7203-05026  | Gear                             |                           | 2              |
| 41        | 181-224     | C-Ring                           |                           | 4              |
| 42        | 7203-05021  | Stud Pin                         |                           | 2              |
| 43        | 7203-04032  | Bushing                          |                           | 2              |
| 44        | 7203-05025  | Gear                             | Included in 45            | 1              |
| 45        | 6803-04004A | Distributor Roller               |                           | 1              |
| 46        | 7203-03015  | Collar                           |                           | 3              |
| 47        | 117-410     | Screw                            |                           | 3              |
| 48        | I03-48-3    | Bearing                          | Included in 51, 56, 78-83 | 4              |
| 49        | I03-49-3    | Bearing Spacer                   | Included in 51, 56, 78-83 | 4              |
| 50        | 6803-03003  | Form Roller Shaft                |                           | 2              |
| 51        | 6803-03001A | 1st Form Roller                  | SPEC 1                    | 1              |
| 52        | CM05-55     | Roll Pin                         |                           | 1              |
| 53        | 7203-05030  | Gear                             |                           | 1              |
| 54        | 6803-04001  | Oscillating Roller               |                           | 2              |
| 55        | 6803-03019  | Night Latch Shaft                |                           | 1              |
| 56        | 6803-03002A | 2nd Form Roller                  | SPEC 1                    | 1              |
| 57        | 181-030     | C-Ring                           |                           | 1              |
| 58        | 7203-05034  | Bearing                          |                           | 2              |
| 59        | 7203-05028  | Gear                             |                           | 1              |
| 60        | 7203-05027  | Bracket                          |                           | 1              |
| 61        | 7203-03006  | Roller Bracket                   |                           | 2              |
| 62        | 7203-03012A | Roller Lever                     |                           | 2              |
| 63        | 7203-03010  | Bushing                          |                           | 2              |
| 64        | 7203-03009  | Roller Shaft                     |                           | 2              |
| 65        | I18-46-3    | Handle                           |                           | 2              |
| 66        | I18-55-3    | Pin                              |                           | 2              |
| 67        | I18-56-3    | Spring                           |                           | 2              |
| 68        | I18-54-3    | Snubber                          |                           | 2              |
| 69        | 145-358     | Set Screw                        |                           | 6              |
| 70        | 145-355     | Set Screw                        |                           | 6              |

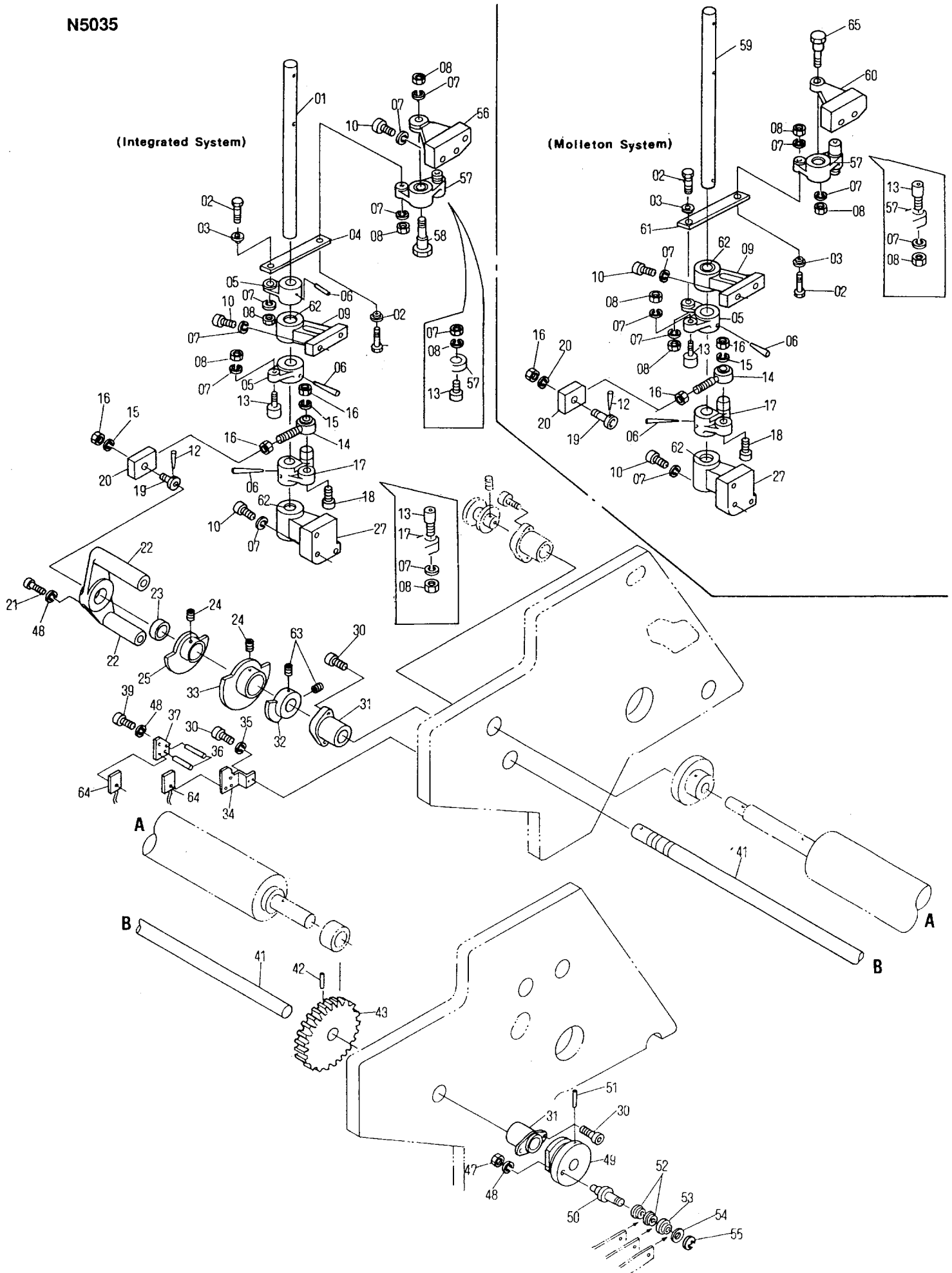
**C**





(Integrated System)

(Molleton System)





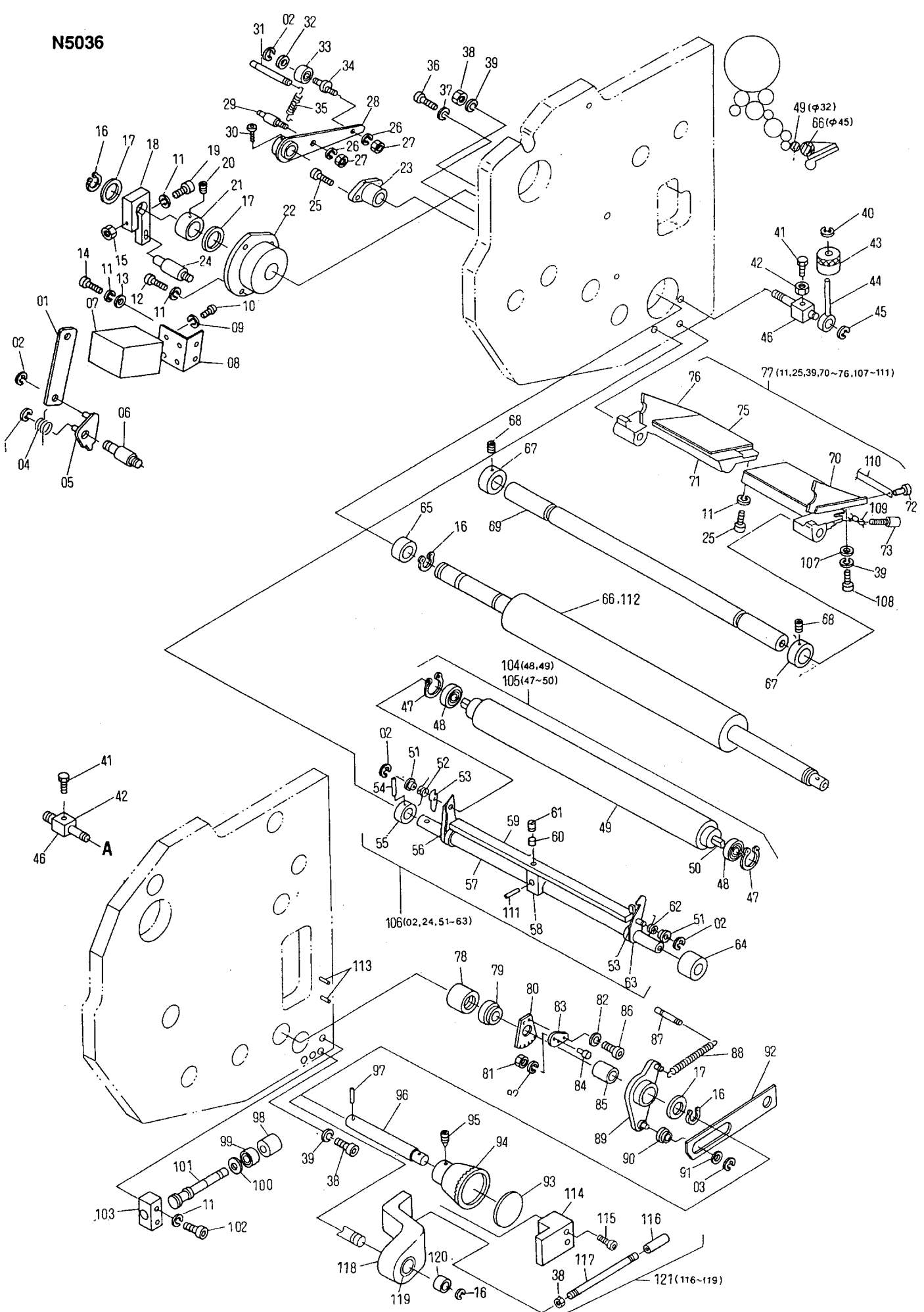
**Inking Section (Upper Unit)  
Cam shaft and Relative Parts for Side Frame**

**N5035**

| INDEX No. | Parts No.   | Description     | Remarks            | Units Per Assy |
|-----------|-------------|-----------------|--------------------|----------------|
| 01        | 6803-05066  | Shaft           |                    | 1              |
| 02        | 7203-05013  | Screw           |                    | 4              |
| 03        | 7203-08029  | Bushing         |                    | 4              |
| 04        | 6803-05065  | Link            |                    | 1              |
| 05        | 7203-05012  | Lever           |                    | 3              |
| 06        | 182-190     | Roll Pin        |                    | 5              |
| 07        | 180-106     | Lock Washer     |                    | 24             |
| 08        | 170-106     | Nut             |                    | 11             |
| 09        | 6803-05001A | Bushing Bracket |                    | 2              |
| 10        | 117-381     | Screw           |                    | 13             |
|           |             |                 |                    |                |
| 12        | 182-187     | Taper Pin       |                    | 2              |
| 13        | 258-650.1   | Cam Follower    |                    | 6              |
| 14        | 7203-05020  | Joint           |                    | 2              |
| 15        | 180-110     | Lock Washer     |                    | 2              |
| 16        | 170-110     | Nut             |                    | 6              |
| 17        | 6803-05083  | Lever           |                    | 2              |
| 18        | 117-572     | Screw           |                    | 2              |
| 19        | 7203-05017  | Eccentric Pin   |                    | 2              |
| 20        | 7203-05016A | Drive Joint     |                    | 2              |
| 21        | 117-489     | Screw           |                    | 2              |
| 22        | 6803-05081A | Bracket         |                    | 1              |
| 23        | 6803-05082  | Bushing         | Included in 22     | 1              |
| 24        | 145-506     | Set Screw       |                    | 2              |
| 25        | 6803-05039A | Cam             |                    | 1              |
|           |             |                 |                    |                |
| 27        | 7203-05006  | Bushing Bracket |                    | 2              |
|           |             |                 |                    |                |
| 30        | 117-510     | Screw           |                    | 6              |
| 31        | 6803-04020  | Bushing Bracket |                    | 2              |
| 32        | 6803-06025  | Cam             |                    | 1              |
| 33        | 6803-05088A | Cam             |                    | 1              |
| 34        | 6803-05079  | Bracket         |                    | 1              |
| 35        | 180-105     | Lock Washer     |                    | 2              |
| 36        | 6803-05080  | Spacer          |                    | 2              |
| 37        | 6803-05078  | Bracket         |                    | 1              |
| 38        | 180-104     | Lock Washer     |                    | 2              |
| 39        | 117-432     | Screw           |                    | 2              |
|           |             |                 |                    |                |
| 41        | 6803-05077  | Shaft           |                    | 1              |
| 42        | CM05-55     | Roll Pin        |                    | 1              |
| 43        | 7203-05024  | Gear            |                    | 1              |
|           |             |                 |                    |                |
|           |             |                 |                    |                |
| 47        | 170-108     | Nut             |                    | 2              |
| 48        | 180-108     | Lock Washer     |                    | 3              |
| 49        | 6803-05057  | Cam             |                    | 1              |
| 50        | 6803-05055  | Stud Pin        | Integrated         | 1              |
| 51        | CM05-55     | Roll Pin        |                    | 1              |
| 52        | 6803-05052  | Bushing         |                    | 2              |
| 53        | 6803-05053  | Bushing         |                    | 1              |
| 54        | 184-110     | Flat Washer     |                    | 1              |
| 55        | 181-408     | E-Ring          |                    | 1              |
| 56        | 6803-05013  | Bushing Bracket |                    | 1              |
| 57        | 6803-05014  | Lever           |                    | 2              |
| 58        | 7203-05019  | Pin             |                    | 1              |
| 59        | 6803-05058  | Shaft           |                    | 1              |
| 60        | 7203-05009  | Bushing Bracket |                    | 1              |
| 61        | 6803-05060  | Link            |                    | 1              |
| 62        | 7203-05022  | Bushing         | Included in 09, 27 | 4              |
| 63        | 145-505     | Set Screw       |                    | 2              |
| 64        | E26-75-3    | Sensor          |                    | 2              |
| 65        | 6803-05085  | Pin             |                    | 1              |
| 66        | 6803-05085  | Stud Pin        | Molleton           | 1              |
| 67        |             |                 |                    |                |
| 68        |             |                 |                    |                |
| 69        |             |                 |                    |                |
| 70        |             |                 |                    |                |

**C**

N5036



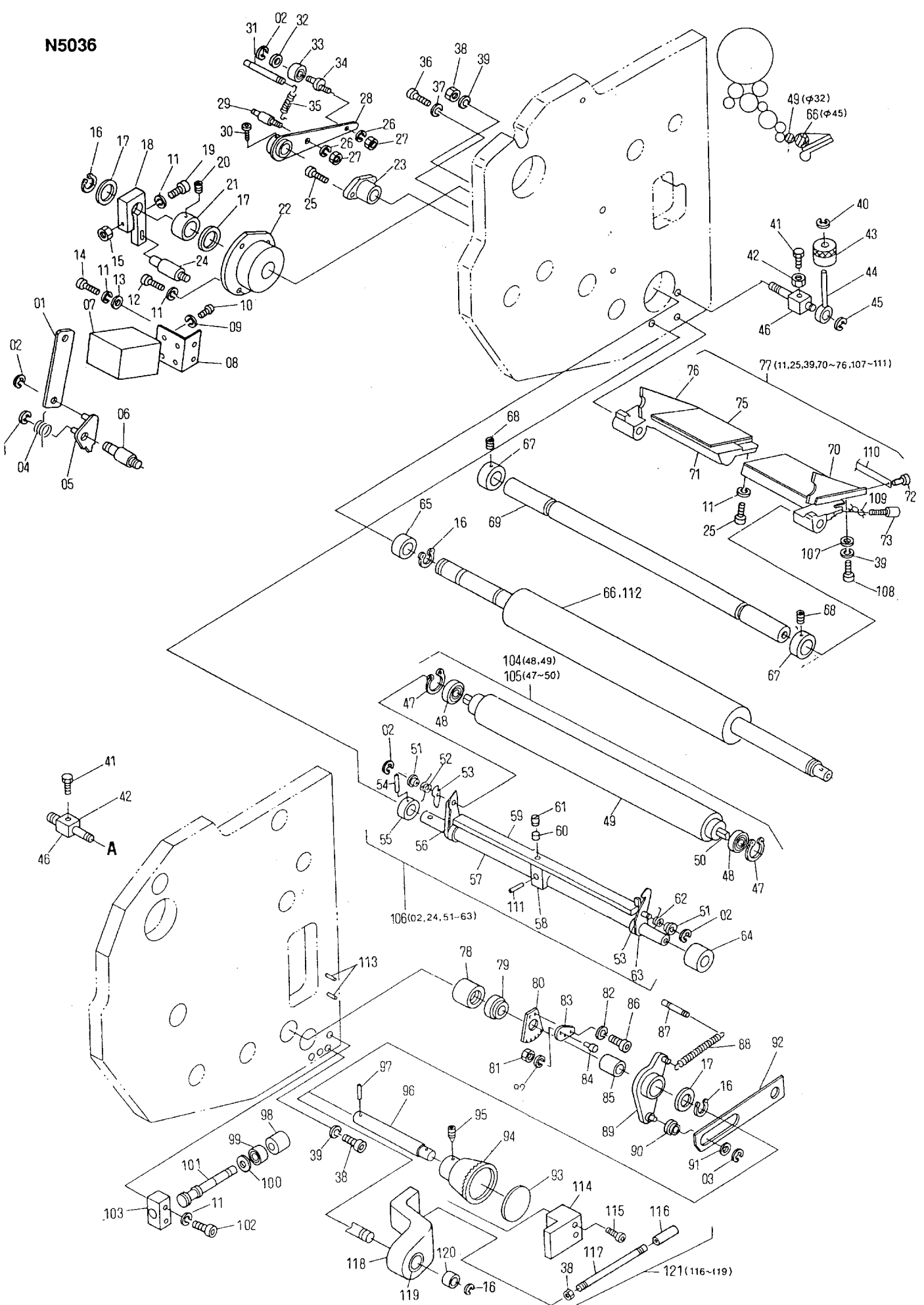
**Inking Section (Lower Unit)  
Ink Ductor Roller and Ink Fountain**

**N5036**

| INDEX No. | Parts No.   | Description             | Remarks                 | Units Per Assy |
|-----------|-------------|-------------------------|-------------------------|----------------|
| 01        | 7203-06020  | Link                    |                         | 1              |
| 02        | 181-404     | E-Ring                  |                         | 2              |
| 03        | 181-406     | E-Ring                  |                         | 1              |
| 04        | 7203-06008  | Spring                  |                         | 1              |
| 05        | 6803-06018A | Lever                   |                         | 1              |
| 06        | 7203-06021  | Pin                     |                         | 1              |
| 07        | E09-25-3    | Solenoid                |                         | 1              |
| 08        | 7203-06013  | Solenoid Bracket        |                         | 1              |
| 09        | 180-103     | Lock Washer             |                         | 4              |
| 10        | 125-606     | Screw                   |                         | 4              |
| 11        | 180-105     | Lock Washer             |                         | 5              |
| 12        | 117-515     | Screw                   |                         | 3              |
| 13        | 184-105     | Flat Washer             |                         | 5              |
| 14        | 117-512     | Screw                   |                         | 2              |
| 15        | I31-10-3    | Nut                     |                         | 1              |
| 16        | 181-016     | C-Ring                  |                         | 3              |
| 17        | CK08-63     | Washer                  |                         | 3              |
| 18        | 7203-02043  | Brake                   |                         | 1              |
| 19        | 117-532     | Screw                   |                         | 1              |
| 20        | 145-505     | Set Screw               |                         | 1              |
| 21        | M05-37-3    | Collar                  |                         | 1              |
| 22        | 6803-02041  | Bushing Bracket         |                         | 1              |
| 23        | 6803-04020  | Bushing Bracket         |                         | 1              |
| 24        | 7203-02042  | Stud Pin                |                         | 1              |
| 25        | 117-510     | Screw                   |                         | 2              |
| 26        | 180-106     | Lock Washer             |                         | 2              |
| 27        | 170-106     | Nut                     |                         | 2              |
| 28        | 6803-06019A | Drive Lever             |                         | 1              |
| 29        | 7203-06015  | Eccentric Pin           |                         | 1              |
| 30        | 117-508     | Screw                   |                         | 2              |
| 31        | 223-0640.01 | Pin                     |                         | 1              |
| 32        | 184-106     | Flat Washer             |                         | 1              |
| 33        | 250-126.6   | Bearing                 |                         | 1              |
| 34        | 6803-06012  | Bearing Pin             |                         | 1              |
| 35        | G07-52-3    | Spring                  |                         | 1              |
| 36        | 6803-02062  | Screw                   |                         | 2              |
| 37        | 180-110     | Lock Washer             |                         | 2              |
| 38        | 170-108     | Nut                     |                         | 2              |
| 39        | 180-108     | Lock Washer             |                         | 2              |
| 40        | 181-405     | E-Ring                  |                         | 2              |
| 41        | 101-375     | Screw                   |                         | 2              |
| 42        | 170-106     | Nut                     |                         | 2              |
| 43        | 6803-02051  | Handle                  |                         | 1              |
| 44        | 6803-02052  | Mounting Link           |                         | 2              |
| 45        | 181-408     | E-Ring                  |                         | 2              |
| 46        | 6803-02038  | Stud Pin                |                         | 2              |
| 47        | 181-008     | C-Ring                  |                         | 2              |
| 48        | 250-088.7   | Bearing                 |                         | 2              |
| 49        | 6803-06001  | Ink Ductor Roller Shaft |                         | 1              |
| 50        | 6803-06002  | Ink Ductor Roller       |                         | 1              |
| 51        | I01-43-3    | Spacer                  |                         | 2              |
| 52        | I01-33-3    | Spring                  |                         | 1              |
| 53        | 7203-06022  | Ductor Roller Latch     |                         | 2              |
| 54        | 145-355     | Set Screw               |                         | 1              |
| 55        | 185-1615.01 | Collar                  |                         | 1              |
| 56        | 7203-06010B | Ductor Roller Bracket   |                         | 1              |
| 57        | 6803-06003  | Ductor Frame Shaft      |                         | 1              |
| 58        | 7203-06009  | Bracket                 |                         | 1              |
| 59        | 6803-06004A | Ductor Bracket Spreader |                         | 1              |
| 60        | 243-605     | Bushing                 | Included in 59          | 1              |
| 61        | 7203-06024  | Pin                     |                         | 1              |
| 62        | I01-32-3    | Spring                  |                         | 1              |
| 63        | 7203-06011B | Ductor Roller Bracket   |                         | 1              |
| 64        | 7203-04032  | Bushing                 |                         | 1              |
| 65        | 6803-02043  | Spacer                  |                         | 1              |
| 66        | 6803-02002  | Ink Fountain Roller     | (Handle Type) -DF-3H091 | 1              |
| 67        | 5202-04009  | Collar                  |                         | 2              |
| 68        | 145-356     | Set Screw               |                         | 2              |
| 69        | 6803-02042  | Spreader                |                         | 1              |
| 70        | 6803-02055  | Bracket                 | NOP-S                   | 1              |

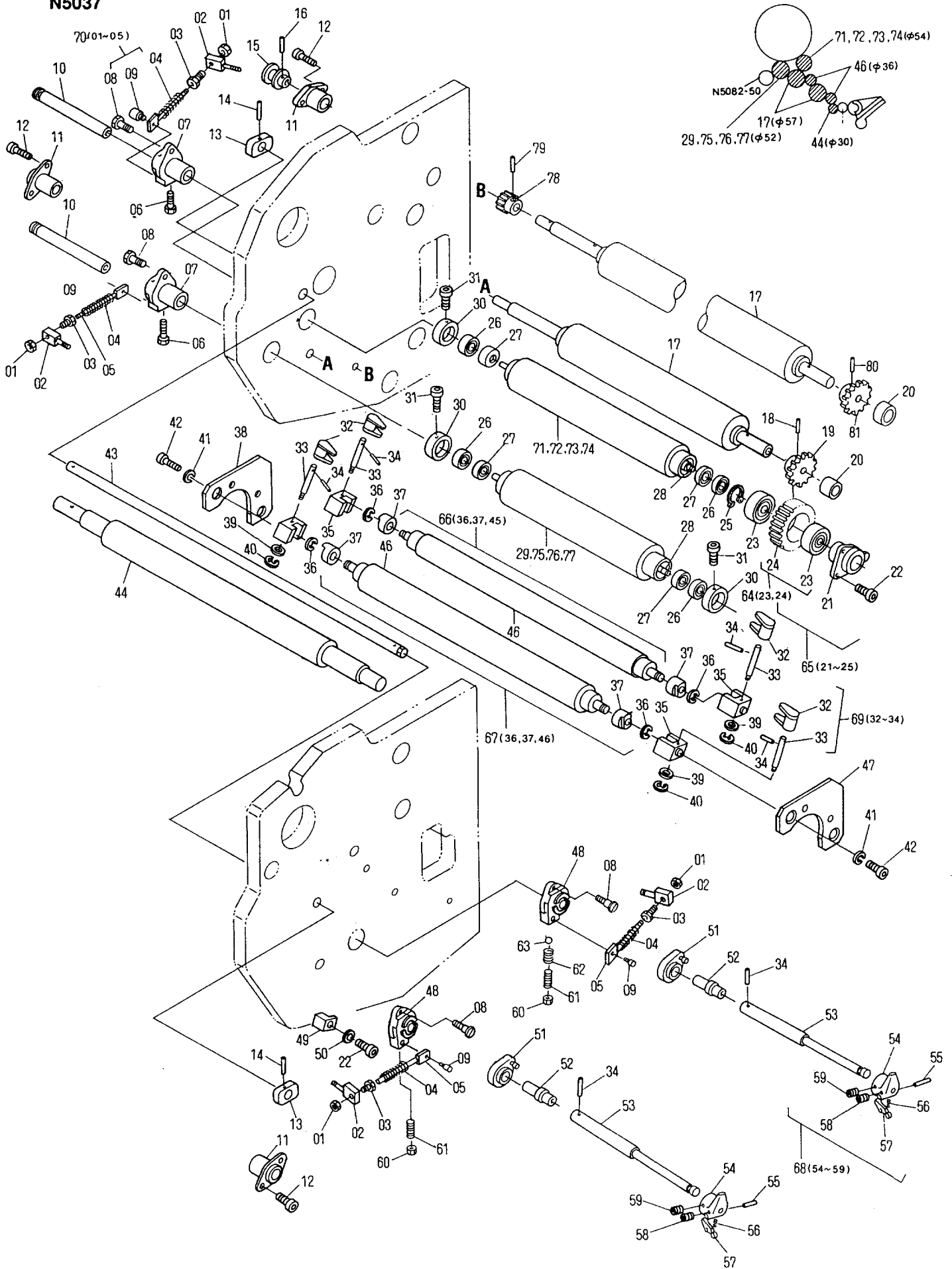
**C**

N5036





N5037



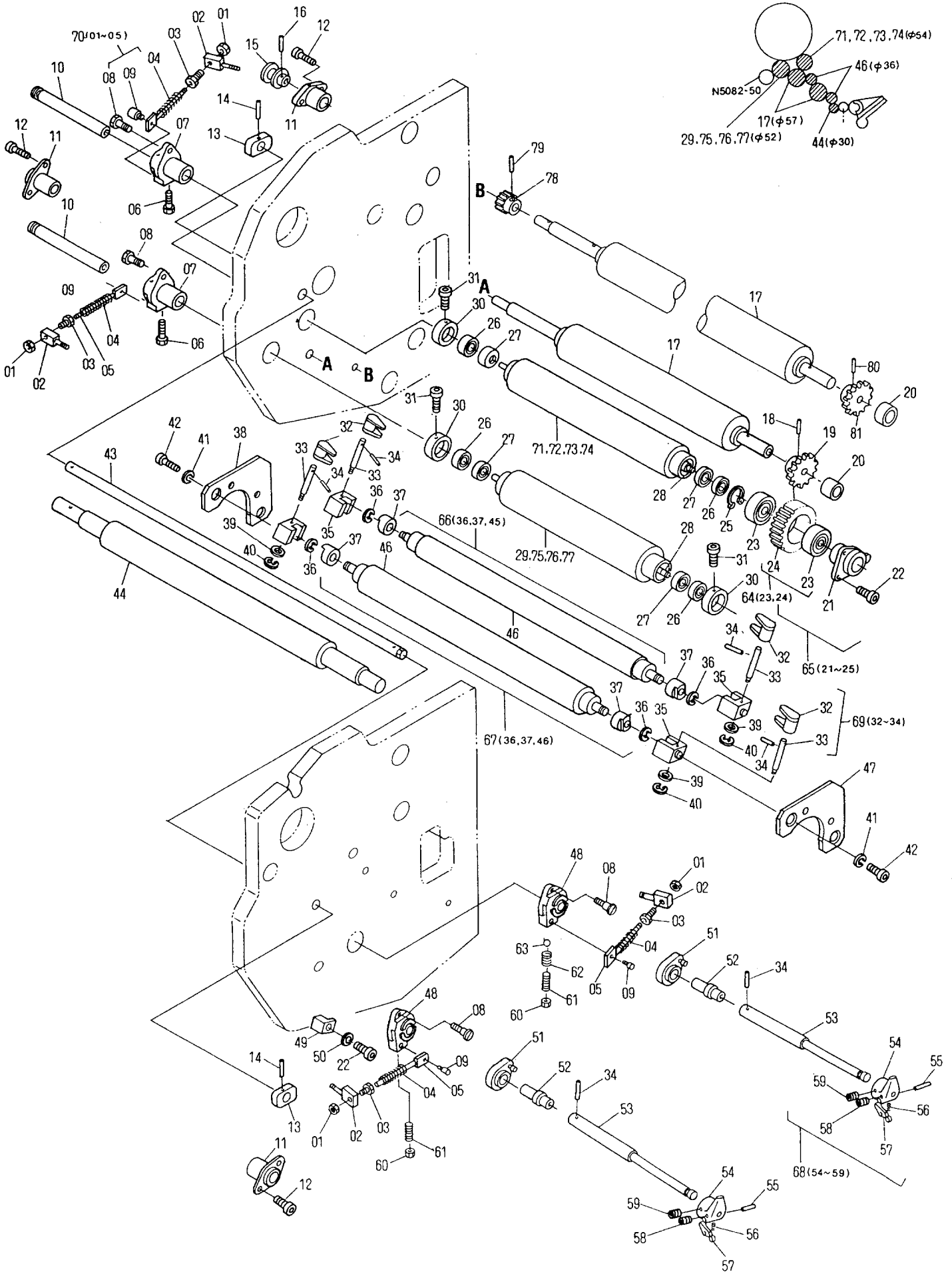
**Inking Section (Lower Unit)  
Form Roller, Oscillation Roller and Idle Roller**

**N5037**

| INDEX No. | Parts No.   | Description                      | Remarks               | Units Per Assy |
|-----------|-------------|----------------------------------|-----------------------|----------------|
| 01        | C-216A      | Nut                              |                       | 4              |
| 02        | 7203-03017  | Stud Pin                         |                       | 4              |
| 03        | 7203-03016  | Screw                            |                       | 4              |
| 04        | 7203-03021  | Spring                           |                       | 4              |
| 05        | 7203-03011  | Spring Guide                     |                       | 4              |
| 06        | 101-520T    | Screw                            |                       | 2              |
| 07        | 7203-03007  | Bracket                          |                       | 2              |
| 08        | 7203-03013  | Bolt                             |                       | 4              |
| 09        | 7203-03014  | Bolt                             |                       | 4              |
| 10        | 7203-03018  | Shaft                            | MOP-S                 | 2              |
| 11        | 6803-04020  | Bushing Bracket                  |                       | 2              |
| 12        | 117-510     | Screw                            |                       | 2              |
| 13        | 7203-03019  | Night Latch Cam                  |                       | 2              |
| 14        | 183-186     | Roll Pin                         |                       | 2              |
| 15        | I01-39-3    | Ink Oscillating Roller Drive Cam |                       | 2              |
| 16        | 183-205     | Roll Pin                         |                       | 7              |
| 17        | 6803-04001  | Oscillating Roller               |                       | 2              |
| 18        | CM05-55     | Roll Pin                         |                       | 1              |
| 19        | 7203-05030  | Gear                             |                       | 1              |
| 20        | 7203-04032  | Bushing                          |                       | 2              |
| 21        | 7203-05027  | Bracket                          |                       | 1              |
| 22        | 117-520     | Screw                            |                       | 4              |
| 23        | 7203-05034  | Bearing                          |                       | 2              |
| 24        | 7203-05028  | Gear                             |                       | 1              |
| 25        | 181-030     | C-Ring                           |                       | 1              |
| 26        | I03-48-3    | Bearing                          | Included in 29, 71~77 | 4              |
| 27        | I03-49-3    | Bearing Spacer                   | Included in 29, 71~77 | 4              |
| 28        | 6803-03003A | Form Roller Shaft                |                       | 2              |
| 29        | 6803-03002A | 2nd Form Roller                  | SPEC 1                | 1              |
| 30        | 7203-03015  | Collar                           |                       | 3              |
| 31        | 117-410     | Screw                            |                       | 3              |
| 32        | 6803-04010  | Roller Retainer                  |                       | 4              |
| 33        | 6803-04011  | Holder Stem                      |                       | 4              |
| 34        | 183-151     | Taper Pin                        |                       | 6              |
| 35        | 6803-04012  | Bracket                          |                       | 4              |
| 36        | 181-405     | E-Ring                           |                       | 4              |
| 37        | CP03-11     | Bushing                          |                       | 4              |
| 38        | 6803-04016  | Roller Frame                     |                       | 1              |
| 39        | 184-106     | Flat Washer                      |                       | 4              |
| 40        | 181-404     | E-Ring                           |                       | 4              |
| 41        | 117-362     | Screw                            |                       | 2              |
| 42        | 180-106     | Lock Washer                      |                       | 2              |
| 43        | 6803-03019  | Shaft                            |                       | 2              |
| 44        | 6803-04004  | Oscillating Roller               |                       | 1              |
| 46        | 6803-04005  | Distributor Roller               |                       | 1              |
| 47        | 6803-04017  | Roller Frame                     |                       | 1              |
| 48        | 7203-03008  | Bracket                          |                       | 2              |
| 49        | 7203-03020  | Block                            |                       | 1              |
| 50        | 180-105     | Lock Washer                      |                       | 1              |
| 51        | 7203-03012A | Roller Lever                     |                       | 2              |
| 52        | 7203-03010  | Bushing                          |                       | 2              |
| 53        | 6803-03003A | Roller Shaft                     |                       | 2              |
| 54        | I18-46-3    | Handle                           |                       | 2              |
| 55        | I18-55-3    | Pin                              |                       | 2              |
| 56        | I18-56-3    | Spring                           |                       | 2              |
| 57        | I18-54-3    | Snubber                          |                       | 2              |
| 58        | 145-358     | Set Screw                        |                       | 6              |
| 59        | 145-355     | Set Screw                        |                       | 6              |
| 60        | I18-60-3    | Nut                              |                       | 2              |
| 61        | I18-59-1A-3 | Snubber                          |                       | 2              |
| 62        | I18-59-1A-3 | Snubber                          |                       | 2              |
| 63        | I18-59-1A-3 | Snubber                          |                       | 2              |
| 64        | 7203-05028B | Gear Assy                        | (23, 24)              | 1              |
| 65        | 7203-05028A | Gear Assy                        | (21~25)               | 1              |
| 66        | 6803-04003A | Idle Roller Assy                 | (36, 37, 45)          | 1              |
| 67        | 6803-04005A | Distributor Roller Assy          | (36, 37, 46)          | 1              |
| 68        | I18-46-1A-3 | Form Roller Handle               | (54~59)               | 2              |
| 69        | 6803-04010A | Roller Retainer Assy             | (32~34)               | 4              |
| 70        | 7203-03017A | Spring Guide Assy                | (01~05)               | 4              |

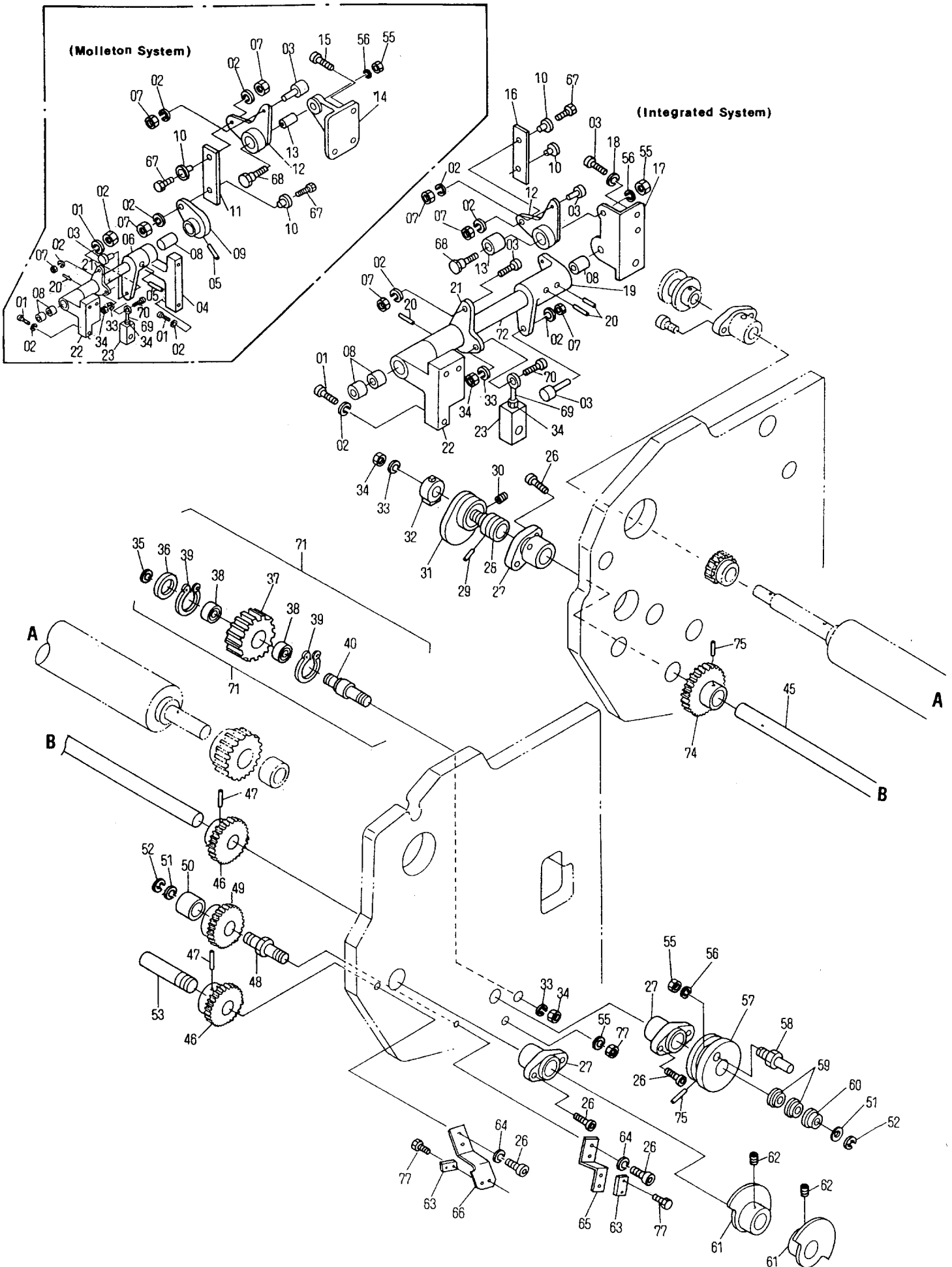
**C**

N5037







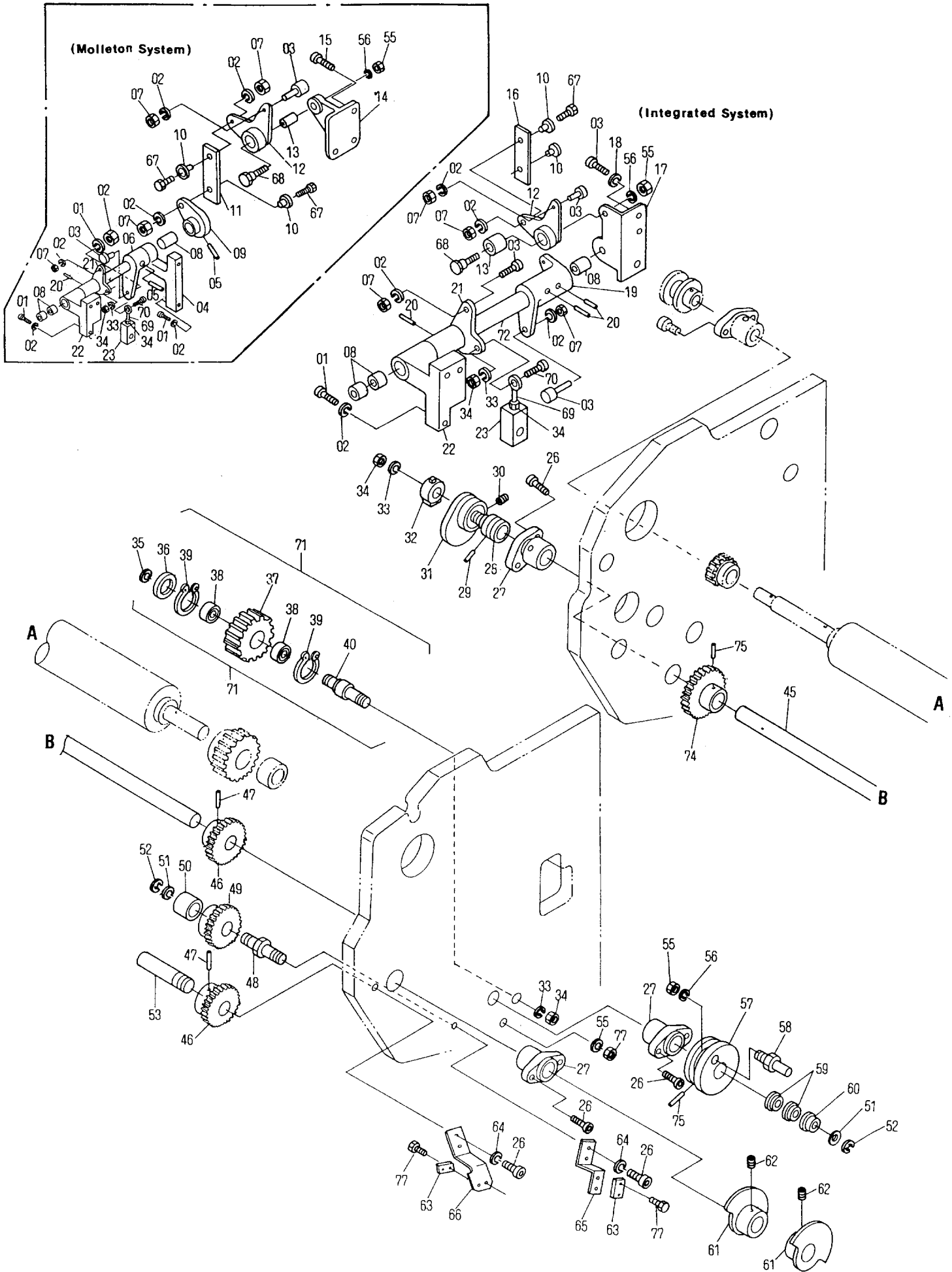


**Inking Section (Lower Unit)  
Cam Shaft and Relative Parts for Side Frames**

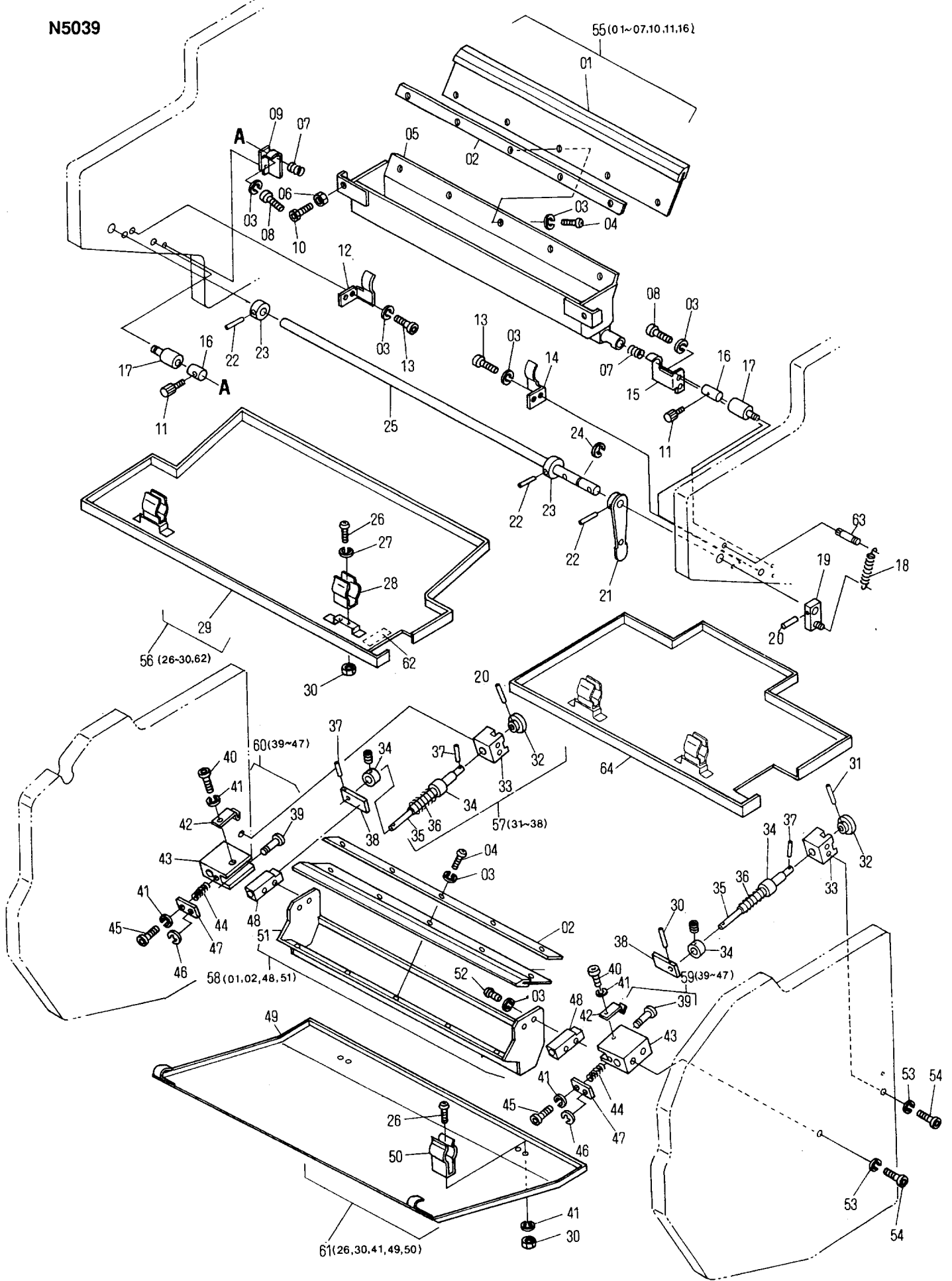
**N5038**

| INDEX No. | Parts No.   | Description     | Remarks                | Units Per Assy |
|-----------|-------------|-----------------|------------------------|----------------|
| 01        | 117-381     | Screw           |                        | 8              |
| 02        | 180-106     | Lock Washer     |                        | 18             |
| 03        | 258-650.1   | Roller Follower |                        | 6              |
| 04        | 6803-05001A | Bushing Bracket |                        | 1              |
| 05        | 182-190     | Taper Pin       |                        | 2              |
| 06        | 6803-05062  | Lever           |                        | 1              |
| 07        | 170-106     | Nut             |                        | 12             |
| 08        | 7203-05022  | Bushing         | Included in 17, 22, 04 | 6              |
| 09        | 7203-05012  | Lever           |                        | 1              |
| 10        | 7203-08029  | Bushing         |                        | 4              |
| 11        | 6803-05064  | Link            |                        | 1              |
| 12        | 6803-05049A | Lever           |                        | 2              |
| 13        | 7203-05018  | Bushing         | Included in 12         | 2              |
| 14        | 6803-05084  | Bracket         |                        | 1              |
| 15        | 117-380     | Screw           |                        | 3              |
| 16        | 6803-05044  | Link            |                        | 1              |
| 17        | 6803-05050A | Bracket         |                        | 1              |
| 18        | 117-375     | Screw           |                        | 3              |
| 19        | 6803-05048  | Lever           |                        | 1              |
| 20        | 182-189     | Taper Pin       |                        | 4              |
| 21        | 6803-05047  | Lever           |                        | 2              |
| 22        | 7203-05005A | Bushing Bracket |                        | 2              |
| 23        | 7203-05016A | Drive Joint     |                        | 2              |
|           |             |                 |                        |                |
|           |             |                 |                        |                |
| 26        | 117-510     | Screw           |                        | 10             |
| 27        | 6803-04020  | Bushing Bracket |                        | 3              |
| 28        | 6803-05091  | Eccentric Pin   |                        | 1              |
| 29        | 182-187     | Taper Pin       |                        | 1              |
| 30        | 145-505     | Set Screw       |                        | 2              |
| 31        | 7203-06017  | Cam             |                        | 1              |
| 32        | 7203-05014  | Bushing         | Included in 23         | 2              |
| 33        | 180-110     | Lock Washer     |                        | 4              |
| 34        | 170-110     | Nut             |                        | 6              |
| 35        | 181-012     | C-Ring          |                        | 1              |
| 36        | 7203-05035  | Washer          |                        | 1              |
| 37        | 7203-05026  | Gear            |                        | 1              |
| 38        | 250-151.6   | Bearing         |                        | 2              |
| 39        | 181-224     | Washer          |                        | 2              |
| 40        | 7203-05021  | Stud Bolt       |                        | 1              |
|           |             |                 |                        |                |
|           |             |                 |                        |                |
|           |             |                 |                        |                |
|           |             |                 |                        |                |
| 45        | 6803-05035  | Shaft           |                        | 1              |
| 46        | 6803-05071  | Gear            |                        | 2              |
| 47        | 183-207     | Roll Pin        |                        | 2              |
| 48        | 6803-05073  | Stud Bolt       |                        | 1              |
| 49        | 6803-05072A | Gear            |                        | 1              |
| 50        | 5801-05033  | Bushing         | Included in 49         | 1              |
| 51        | 184-110     | Flat Washer     |                        | 2              |
| 52        | 181-408     | E-Ring          |                        | 2              |
| 53        | 6803-05074  | Shaft           |                        | 1              |
|           |             |                 |                        |                |
| 55        | 170-108     | Nut             |                        | 4              |
| 56        | 180-108     | Lock Washer     |                        | 4              |
| 57        | 6803-05056  | Cam             | Molleton               | 1              |
| 58        | 6803-05055  | Pin             |                        | 1              |
| 59        | 6803-05052  | Bushing         |                        | 2              |
| 60        | 6803-05053  | Bushing         |                        | 1              |
| 61        | 6803-05087A | Cam             |                        | 2              |
| 62        | 145-506     | Set Screw       |                        | 2              |
| 63        | E26-75-3    | Sensor          |                        | 2              |
| 64        | 180-105     | Lock Washer     |                        | 4              |
| 65        | 6803-05076  | Bracket         |                        | 1              |
| 66        | 6803-05075  | Bracket         |                        | 1              |
| 67        | 7203-05013  | Screw           |                        | 4              |
| 68        | 7203-05019  | Pin             |                        | 2              |
| 69        | 7203-05020  | Joint           |                        | 2              |
| 70        | 101-572     | Screw           |                        | 2              |
| 71        | 7203-05026A | Gear Assy       |                        | 1              |









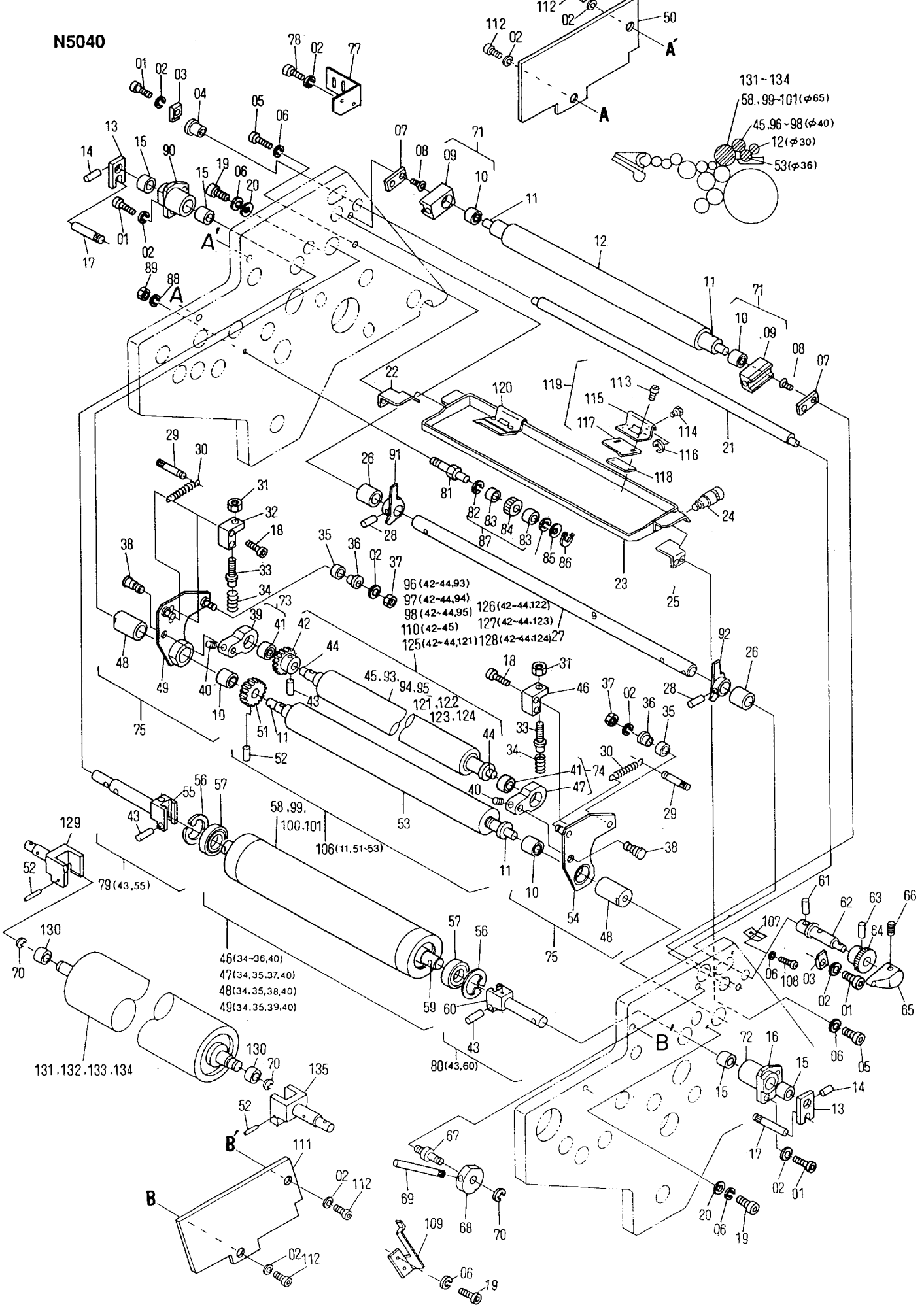
**Inking Section  
Ink Clean-up Attachment**

**N5039**

| INDEX No. | Parts No.   | Description                | Remarks               | Units Per Assy |
|-----------|-------------|----------------------------|-----------------------|----------------|
| 01        | 6803-07003  | Clean-up Attachment Blade  |                       | 2              |
| 02        | 6803-07004  | Blade Retainer             |                       | 2              |
| 03        | 180-105     | Lock Washer                |                       | 22             |
| 04        | 125-708     | Screw                      |                       | 10             |
| 05        | 6803-07001  | Tray Hanger                | (Upper)               | 1              |
| 06        | 170-105     | Nut                        |                       | 2              |
| 07        | R51-86-3    | Spring                     |                       | 2              |
| 08        | 117-525     | Screw                      |                       | 4              |
| 09        | 6803-07010  | Bracket                    |                       | 1              |
| 10        | 101-520T    | Screw                      |                       | 2              |
| 11        | 6803-07012  | Knob                       |                       | 2              |
| 12        | 6803-07014  | Flat Spring                |                       | 1              |
| 13        | 117-510     | Screw                      |                       | 4              |
| 14        | 6803-07013  | Flat Spring                |                       | 1              |
| 15        | 6803-07009  | Bracket                    |                       | 1              |
| 16        | 6803-07011  | Slide Shaft                |                       | 2              |
| 17        | 6803-07007  | Pin                        |                       | 2              |
| 18        | 4808-07070  | Spring                     |                       | 1              |
| 19        | 6803-07032A | Lever                      |                       | 1              |
| 20        | 183-183     | Roll Pin                   |                       | 1              |
| 21        | 6803-07006A | Handle                     |                       | 1              |
| 22        | 183-184     | Roll Pin                   |                       | 3              |
| 23        | 6803-07005  | Cam                        |                       | 2              |
| 24        | 181-408     | E-Ring                     |                       | 1              |
| 25        | 6803-07033  | Attachment Operating Shaft |                       | 1              |
| 26        | 125-656     | Screw                      |                       | 8              |
| 27        | 180-104     | Lock Washer                |                       | 8              |
| 28        | 6803-07034  | Flat Spring                |                       | 2              |
| 29        | 6803-07026  | Tray                       |                       | 1              |
| 30        | 170-104     | Nut                        |                       | 8              |
| 31        | 183-140     | Roll Pin                   |                       | 2              |
| 32        | H06-35-3    | Knob                       |                       | 2              |
| 33        | 6803-07016  | Block                      |                       | 2              |
| 34        | I43-11-3    | Piece                      |                       | 2              |
| 35        | 6803-07029  | Attachment Operating Shaft |                       | 2              |
| 36        | 5802-04040  | Spring                     |                       | 2              |
| 37        | 183-153     | Roll Pin                   |                       | 4              |
| 38        | 6803-07022  | Bracket                    |                       | 2              |
| 39        | 6803-07018  | Pin                        |                       | 2              |
| 40        | 117-406     | Screw                      |                       | 2              |
| 41        | 180-104     | Lock Washer                |                       | 4              |
| 42        | 6803-07019  | Flat Spring                |                       | 2              |
| 43        | 6803-07030  | Block                      |                       | 2              |
| 44        | R51-86-3    | Spring                     |                       | 2              |
| 45        | 117-408     | Screw                      |                       | 2              |
| 46        | 181-403     | E-Ring                     |                       | 2              |
| 47        | 6803-07020  | Bracket                    |                       | 2              |
| 48        | 6803-07015  | Block                      |                       | 2              |
| 49        | 6803-07028  | Tray                       |                       | 1              |
| 50        | 6803-07031  | Flat Spring                |                       | 2              |
| 51        | 6803-07027  | Tray Hanger                | (Lower)               | 1              |
| 52        | 125-710     | Screw                      |                       | 4              |
| 53        | 180-106     | Lock Washer                |                       | 8              |
| 54        | 117-380     | Screw                      |                       | 8              |
| 55        | 6803-07001B | Ink Clean-up Attachment    | (01-07, 10, 11, 16)   | (Upper) 1      |
| 56        | 6803-07026A | Tray                       | (26-30, 62) -DF-4F021 | 1              |
| 57        | 6803-07029A | Shaft Assy                 | (31-38)               | 2              |
| 58        | 6803-07027A | Ink Clean-up Attachment    | (01, 02, 48, 51)      | (Lower) 1      |
| 59        | 6803-07030A | Block Assy                 | (39-47)               | OP-S 1         |
| 60        | 6803-07030B | Block Assy                 | (39-47)               | NOP-S 1        |
| 61        | 6803-07028A | Tray                       | (26, 30, 41, 49, 50)  | 1              |
| 62        | 6805-04029  | Name Plate                 |                       | 1              |
| 63        | 223-0632.01 | Pin                        |                       | 1              |
| 64        | 6803-07035A | Tray                       | DF-4F022-             | 1              |
| 65        |             |                            |                       |                |
| 66        |             |                            |                       |                |
| 67        |             |                            |                       |                |
| 68        |             |                            |                       |                |
| 69        |             |                            |                       |                |
| 70        |             |                            |                       |                |

**C**

N5040



- 131-134
- 58.99-101(φ65)
- 45.96-98(φ40)
- 12(φ30)
- 53(φ36)

- 96(42-44,93)
- 97(42-44,94)
- 98(42-44,95)
- 110(42-45)
- 125(42-44,121)128(42-44,124)27
- 126(42-44,122)
- 127(42-44,123)

- 46(34-36,40)
- 47(34,35,37,40)
- 48(34,35,38,40)
- 49(34,35,39,40)



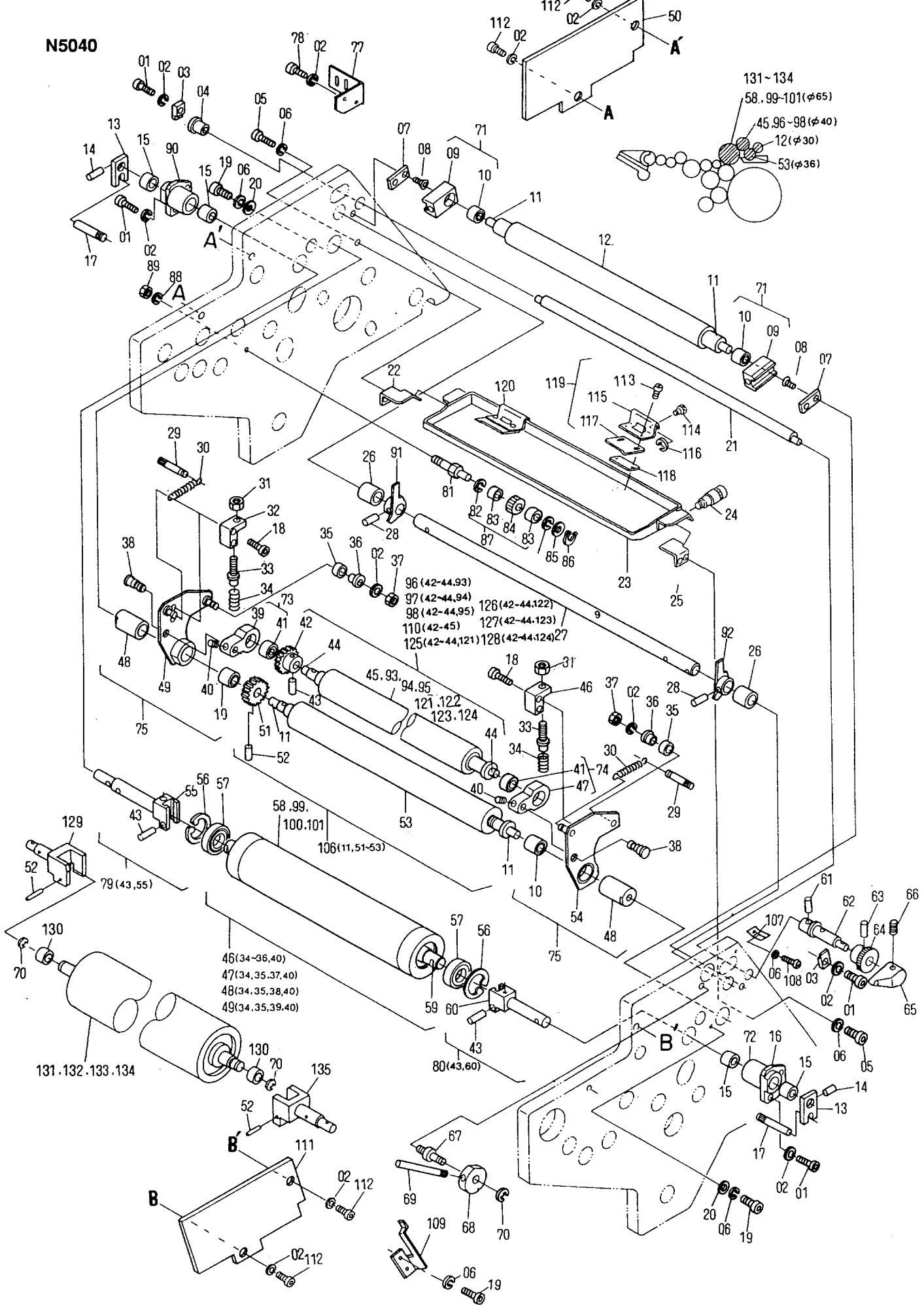
**Dampening Section (Upper Unit)  
Dampening Frame and Roller (Integrated System)**

**N5040**

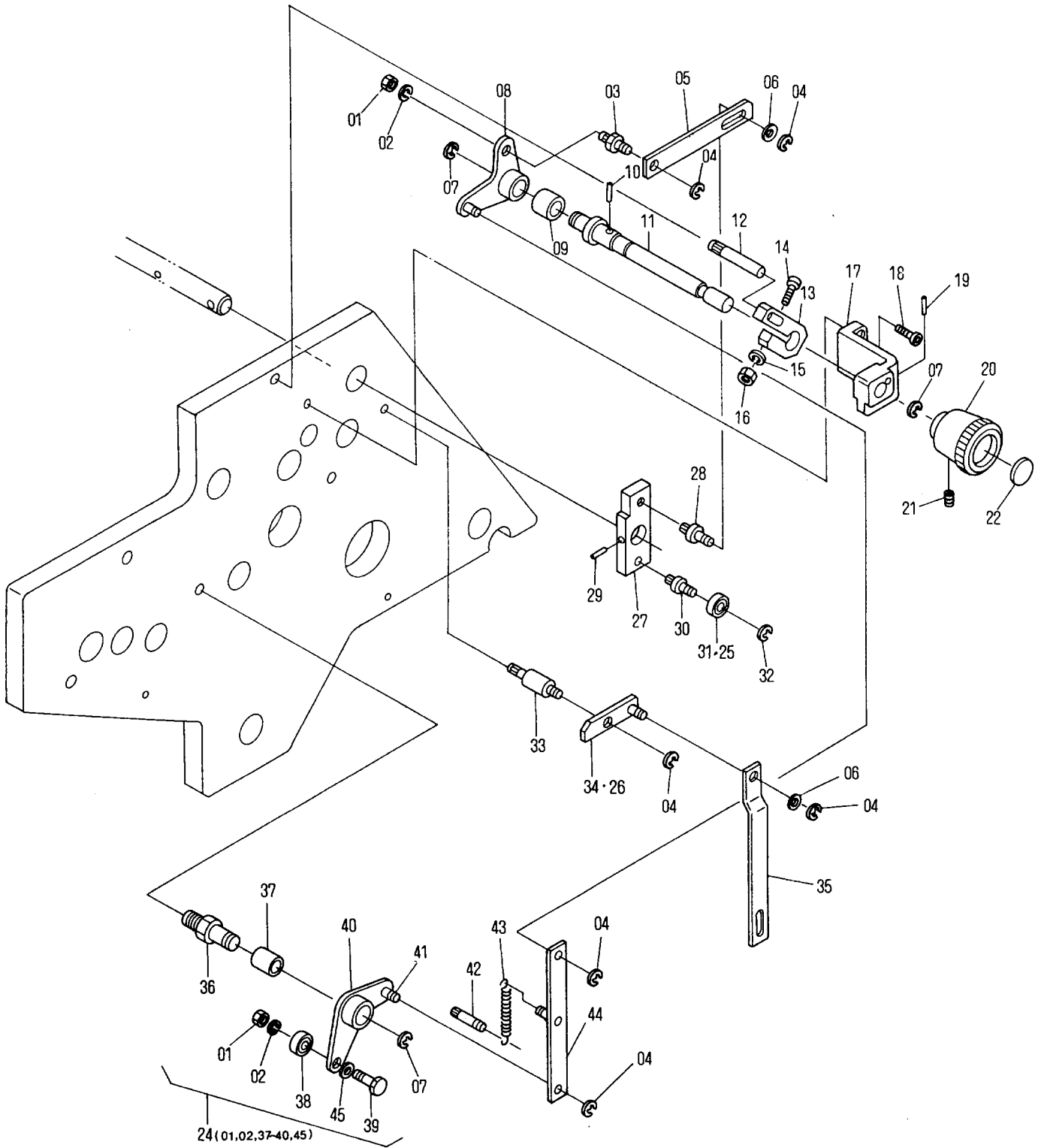
| INDEX No. | Parts No.   | Description             | Remarks                        | Units Per Assy |
|-----------|-------------|-------------------------|--------------------------------|----------------|
| 01        | 117-365     | Screw                   |                                | 6              |
| 02        | 180-106     | Lock Washer             |                                | 14             |
| 03        | CP18-52     | Block                   |                                | 2              |
| 04        | CP18-43     | Eccentric Bushing       |                                | 1              |
| 05        | 117-530     | Screw                   |                                | 4              |
| 06        | 180-105     | Lock Washer             |                                | 7              |
| 07        | CP18-41     | Guide Plate             |                                | 2              |
| 08        | 122-110     | Screw                   |                                | 4              |
| 09        | 6803-18004  | Squeeze Roller Bracket  |                                | 2              |
| 10        | CP18-81     | Needle Bearing          | Included 09, 48                | 4              |
| 11        | 258-263     | Inner Sleeve            | Included in 12, 53             | 4              |
| 12        | 6803-18023A | Squeeze Roller          |                                | 1              |
| 13        | 6803-18060  | Plate                   |                                | 2              |
| 14        | 183-187     | Roll Pin                |                                | 2              |
| 15        | 5803-04124  | Bearing                 | Included in 72, 90             | 4              |
| 16        | 6803-18056A | Bushing Bracket         |                                |                |
| 17        | 5102-03127  | Pin                     |                                | 2              |
| 18        | 117-515     | Screw                   |                                | 4              |
| 19        | 117-510     | Screw                   |                                | 4              |
| 20        | 123-18-3    | Washer                  |                                | 2              |
| 21        | 6803-18033  | Eccentric Shaft         |                                | 1              |
| 22        | 6803-18045  | Bracket                 |                                | 1              |
| 23        | 6803-18014  | Dampening Fountain Tray |                                | 1              |
| 24        | 5103-18052  | Thumb Screw             |                                | 2              |
| 25        | 6803-18046  | Bracket                 |                                | 1              |
| 26        | M25-09-3    | Bushing                 |                                | 2              |
| 27        | 6803-18025  | Shaft                   |                                | 1              |
| 28        | 183-207     | Roll Pin                |                                | 2              |
| 29        | M57-40-3    | Pin                     |                                | 2              |
| 30        | CP18-15     | Spring                  |                                | 2              |
| 31        | 170-108     | Nut                     |                                | 2              |
| 32        | CP18-12     | Block                   | NOP-S                          | 1              |
| 33        | CP18-13     | Adjustment Screw        |                                | 2              |
| 34        | 5203-11046  | Spring                  |                                | 2              |
| 35        | 6803-18067  | Guide Roller            |                                | 2              |
| 36        | 6803-18066  | Eccentric Bushing       |                                | 2              |
| 37        | 170-106     | Nut                     |                                | 2              |
| 38        | CP18-37     | Pin                     |                                | 2              |
| 39        | 6803-18020A | Metering Roller Bracket |                                | 1              |
| 40        | 145-356     | Set Screw               |                                | 2              |
| 41        | 6803-18035  | Needle Bearing          | Included in 39, 47             | 2              |
| 42        | CP18-07     | Gear                    |                                | 1              |
| 43        | 183-186     | Roll Pin                |                                | 3              |
| 44        | 6803-18082  | Inner Sleeve            | Included in 45, 93-95, 121-124 | 2              |
| 45        | 6803-18019B | Metering Roller         | Old Type                       | 1              |
| 46        | CP18-11     | Block                   | OP-S                           | 1              |
| 47        | 6803-18021A | Metering Roller Bracket |                                | 1              |
| 48        | 6803-18024A | Bushing                 |                                | 2              |
| 49        | 6803-18064A | Frame Assy              | NOP-S                          | 1              |
| 50        | 6803-01026  | Plate                   | NOP-S                          | 1              |
| 51        | CP18-10     | Gear                    |                                | 1              |
| 52        | 183-188     | Roll Pin                |                                | 1              |
| 53        | 6803-18022  | Fountain Roller         |                                | 1              |
| 54        | 6803-18063A | Frame                   | OP-S                           | 1              |
| 55        | 6803-18061  | Bracket                 |                                | 1              |
| 56        | 181-240     | C-Ring                  |                                | 2              |
| 57        | 250-203.7   | Bearing                 |                                | 2              |
| 58        | 6803-18012  | Oscillating Roller      | Old Type                       | 1              |
| 59        | 6803-18013  | Shaft                   | SPEC 1                         | 1              |
| 60        | 6803-18062  | Bracket                 |                                | 1              |
| 61        | 183-183     | Roll Pin                |                                | 1              |
| 62        | CP18-53     | Connecting Rod          |                                | 1              |
| 63        | 183-185     | Roll Pin                |                                | 1              |
| 64        | CP18-55     | Ratchet                 |                                | 1              |
| 65        | CP18-09     | Adjustment Knob         |                                | 1              |
| 66        | 145-506     | Set Screw               |                                | 1              |
| 67        | CP18-83     | Pin                     |                                | 1              |
| 68        | 6803-18053  | Night Latch Cam         |                                | 1              |
| 69        | PC18-24     | Handle                  |                                | 1              |
| 70        | 181-408     | E-Ring                  |                                | 1              |

**C**

N5040







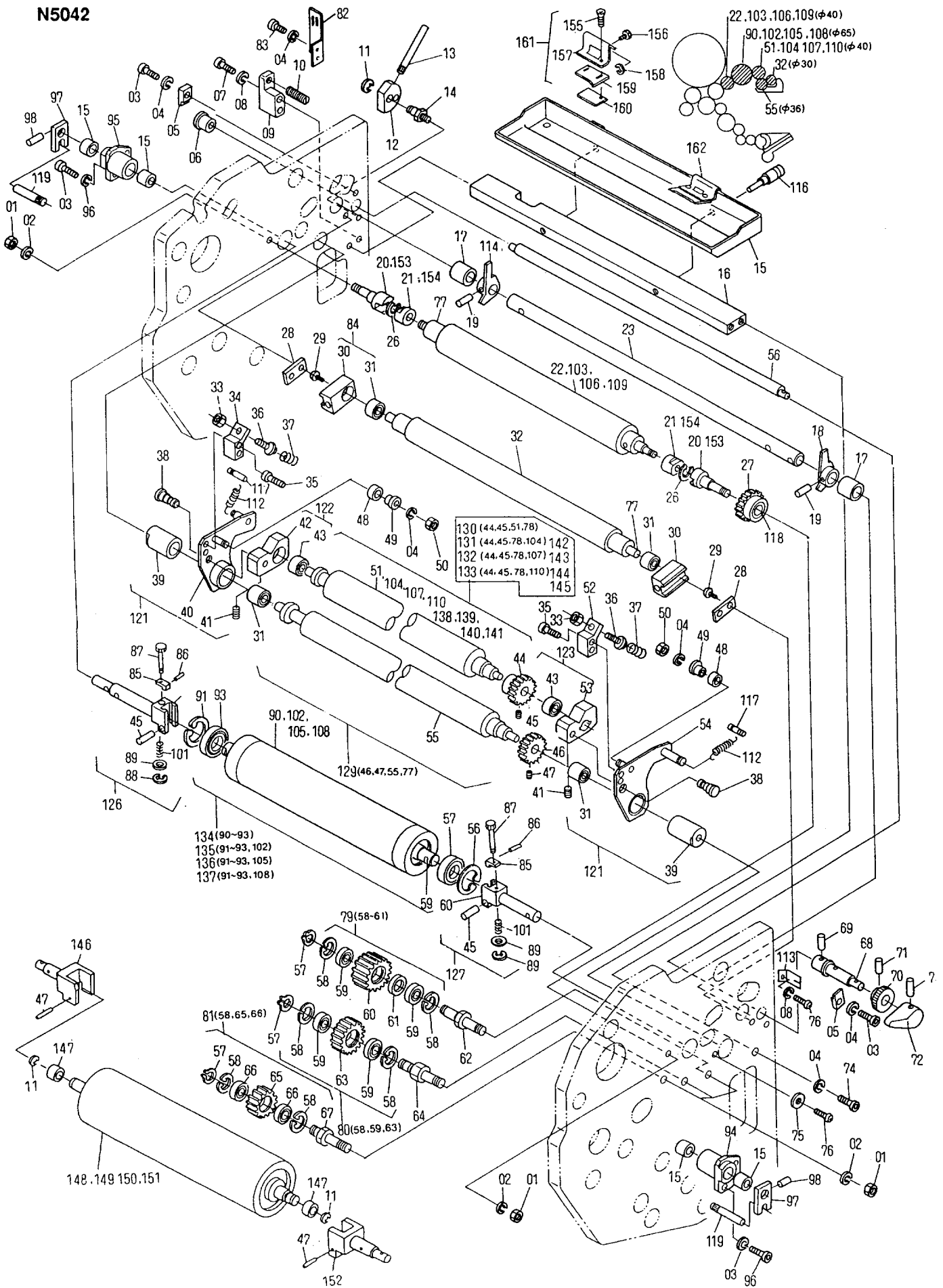
**Dampening Section (Upper Unit)  
Side Frame and Oscillating Roller (Integrated System)**

**N5041**

| INDEX No. | Parts No.   | Description      | Remarks             | Units Per Assy |
|-----------|-------------|------------------|---------------------|----------------|
| 01        | 170-106     | Nut              |                     | 2              |
| 02        | 180-106     | Lock Washer      |                     | 2              |
| 03        | 6803-18031  | Eccentric Pin    |                     | 1              |
| 04        | 181-406     | E-Ring           |                     | 6              |
| 05        | 6803-18034  | Link             |                     | 1              |
| 06        | 184-108     | Flat Washer      |                     | 2              |
| 07        | 181-410     | E-Ring           |                     | 3              |
| 08        | 6803-18030B | Lever Assy       |                     | 1              |
| 09        | 243-619     | Bushing          | Included in 08      | 1              |
| 10        | 183-185     | Roll Pin         |                     | 1              |
| 11        | 6803-18032  | Adjustment Shaft |                     | 1              |
| 12        | 5102-03127  | Pin              |                     | 1              |
| 13        | 7203-02043  | Brake            |                     | 1              |
| 14        | 117-532     | Screw            |                     | 1              |
| 15        | 180-105     | Lock Washer      |                     | 1              |
| 16        | I31-10-3    | U-Nut            |                     | 1              |
| 17        | 6803-18027  | Bracket          |                     | 1              |
| 18        | 117-365     | Screw            |                     | 2              |
| 19        | 183-183     | Roll Pin         |                     | 1              |
| 20        | 6805-02042  | Handle           |                     | 1              |
| 21        | 140-360     | Set Screw        |                     | 1              |
| 22        | HC03-09     | Name Plate       |                     | 1              |
| 24        | 6803-18028B | Lever Assy       | (01, 02, 31~40, 45) |                |
| 25        | 6903-18003  | Guide Roller     | (ø14)               | New Type<br>1  |
| 26        | 6803-18085A | Lever Assy       | (for Index No. 25)  | New Type<br>1  |
| 27        | CP18-34     | Lever            |                     | 1              |
| 28        | CP18-49     | Pin              |                     | 1              |
| 29        | 183-207     | Roll Pin         |                     | 1              |
| 30        | CP18-46     | Pin              |                     | 1              |
| 31        | R51-20-3    | Guide Roller     | (ø12)               | Old Type<br>1  |
| 32        | 181-404     | E-Ring           |                     | 1              |
| 33        | CP18-47     | Pin              |                     | 1              |
| 34        | 6803-18043A | Lever Assy       | (for Index No. 31)  | Old Type<br>1  |
| 35        | 6803-18044  | Link             |                     | 1              |
| 36        | 7203-16046  | Pin              |                     | 1              |
| 37        | A03-31-3    | Bushing          | Included in 40      | 1              |
| 38        | 250-126.6   | Bearing          |                     | 1              |
| 39        | CK08-07     | Pin              |                     | 1              |
| 40        | 6803-18028A | Lever Assy       | (40, 41, 37)        | 1              |
| 41        | I27-38-3    | Pin              |                     | 3              |
| 42        | G07-51-1    | Pin              |                     | 1              |
| 43        | U11-39-3    | Spring           |                     | 1              |
| 44        | 6803-18029A | Link Assy        |                     | 1              |
| 45        | 184-106.3   | Flat Washer      |                     | 1              |
| 46        |             |                  |                     |                |
| 47        |             |                  |                     |                |
| 48        |             |                  |                     |                |
| 49        |             |                  |                     |                |
| 50        |             |                  |                     |                |
| 51        |             |                  |                     |                |
| 52        |             |                  |                     |                |
| 53        |             |                  |                     |                |
| 54        |             |                  |                     |                |
| 55        |             |                  |                     |                |
| 56        |             |                  |                     |                |
| 57        |             |                  |                     |                |
| 58        |             |                  |                     |                |
| 59        |             |                  |                     |                |
| 60        |             |                  |                     |                |
| 61        |             |                  |                     |                |
| 62        |             |                  |                     |                |
| 63        |             |                  |                     |                |
| 64        |             |                  |                     |                |
| 65        |             |                  |                     |                |
| 66        |             |                  |                     |                |
| 67        |             |                  |                     |                |
| 68        |             |                  |                     |                |
| 69        |             |                  |                     |                |
| 70        |             |                  |                     |                |

**C**

N5042



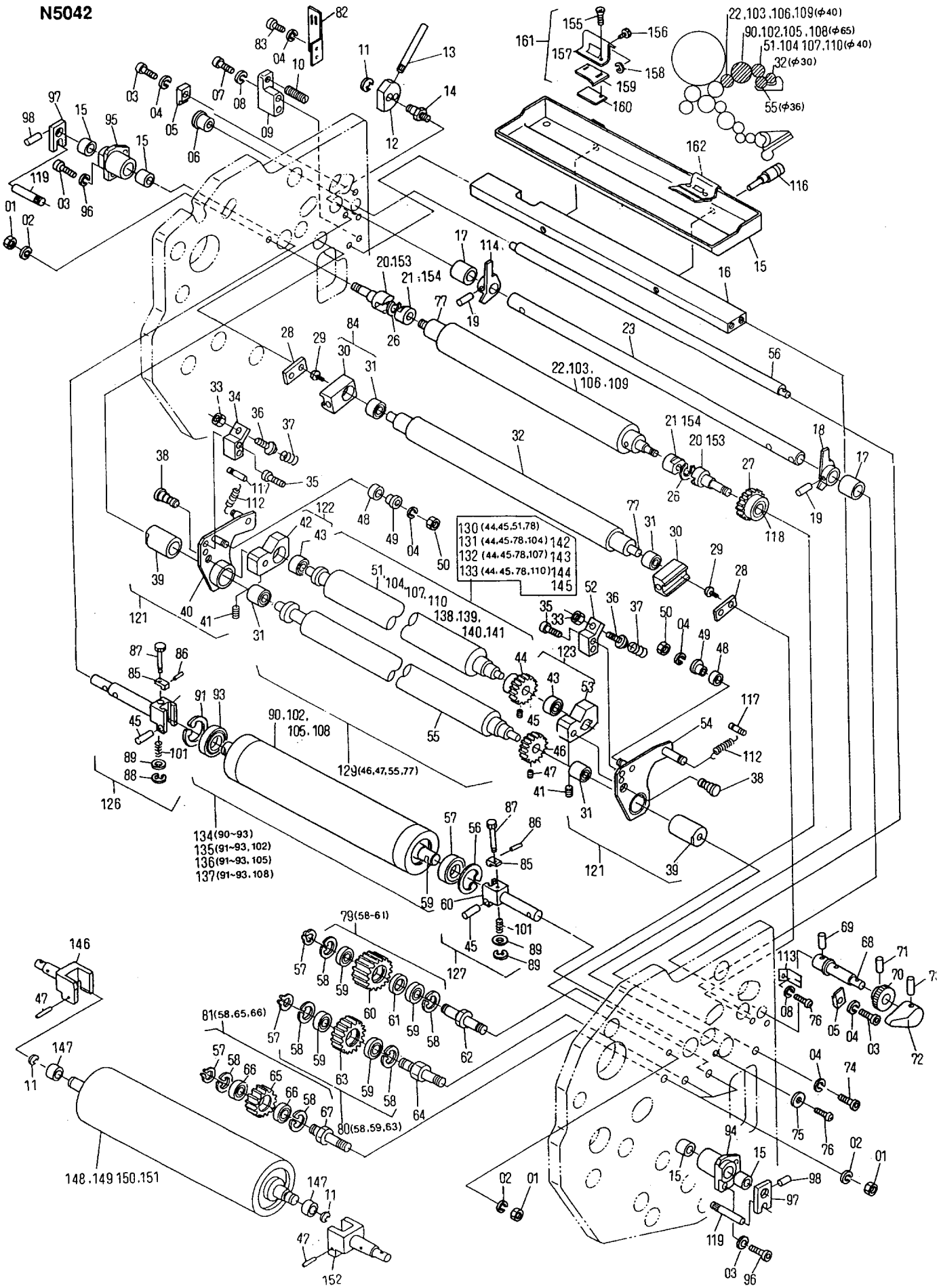
**Dampening Section (Lower Unit)  
Side Frame and Oscillating Roller (Integrated System)**

**N5042**

| INDEX No. | Parts No.   | Description             | Remarks            | Units Per Assy |
|-----------|-------------|-------------------------|--------------------|----------------|
| 01        | 170-110     | Nut                     |                    | 6              |
| 02        | 180-110     | Lock Washer             |                    | 6              |
| 03        | 117-365     | Screw                   |                    | 4              |
| 04        | 180-106     | Lock Washer             |                    | 8              |
| 05        | CP18-52     | Block                   |                    | 4              |
| 06        | CP18-43     | Eccentric Bushing       |                    | 2              |
| 07        | 117-531     | Screw                   |                    | 1              |
| 08        | 180-105     | Lock Washer             |                    | 1              |
| 09        | 5103-18030  | Bracket                 |                    | 1              |
| 10        | I18-59-1A-3 | Snubber                 |                    | 1              |
| 11        | 181-408     | E-Ring                  |                    | 2              |
| 12        | 5103-18029  | Night Latch Cam         |                    | 1              |
| 13        | PC18-24     | Handle                  |                    | 1              |
| 14        | CP18-83     | Pin                     |                    | 1              |
| 15        | 6803-18001  | Dampening Fountain Tray |                    | 1              |
| 16        | 6803-18002  | Tray Support            |                    | 1              |
| 17        | M25-09-3    | Bushing                 |                    | 2              |
| 18        | CP18-32     | Lever                   |                    | 2              |
| 19        | 183-207     | Roll Pin                |                    | 2              |
| 20        | 6803-18038  | Pin                     | Old Type           | 2              |
| 21        | CP03-11     | Bushing                 | Old Type           | 2              |
| 22        | 6803-18036  | Distributor Roller      | SPEC 1             | 1              |
| 23        | 6803-18025  | Shaft                   |                    | 1              |
|           |             |                         |                    |                |
|           |             |                         |                    |                |
| 26        | 181-405     | E-Ring                  |                    | 2              |
| 27        | 6803-18037  | Gear                    |                    | 1              |
| 28        | CP18-41     | Guide Plate             |                    | 4              |
| 29        | 122-110     | Screw                   |                    | 2              |
| 30        | 6803-18004A | Squeeze Roller Bracket  |                    | 4              |
| 31        | CP18-81     | Bearing                 | Included in 30     | 8              |
| 32        | 6803-18023A | Squeeze Roller          |                    | 2              |
| 33        | I18-60-3    | Nut                     |                    | 2              |
| 34        | 6803-18018  | Block                   |                    | 1              |
| 35        | 117-420     | Screw                   |                    | 4              |
| 36        | 6803-18005  | Adjustment Screw        |                    | 2              |
| 37        | 5203-11046  | Spring                  |                    | 4              |
| 38        | CP18-37     | Pin                     |                    | 4              |
| 39        | 6803-18024  | Bushing                 |                    | 4              |
| 40        | 6803-18007A | Frame Assy              | NOP-S              | 1              |
| 41        | 145-360     | Set Screw               |                    | 2              |
| 42        | 6803-18015A | Metering Roller Bracket |                    | 1              |
| 43        | 6803-18035  | Needle Bearing          | Included in 42, 53 | 4              |
| 44        | CP18-07     | Gear                    |                    | 2              |
| 45        | 183-186     | Roll Pin                |                    | 2              |
| 46        | CP18-10     | Gear                    |                    | 2              |
| 47        | 183-188     | Roll Pin                |                    | 2              |
| 48        | 6803-18067  | Guide Roller            |                    | 2              |
| 49        | 6803-18066  | Eccentric Pin           |                    | 2              |
| 50        | 170-106     | Nut                     |                    | 2              |
| 51        | 6803-18019B | Metering Roller         | Old Type           | 1              |
| 52        | 6803-18017  | Block                   |                    | 2              |
| 53        | 6803-18016A | Metering Roller Bracket |                    | 1              |
| 54        | 6803-18006A | Frame                   |                    | 1              |
| 55        | 6803-18022  | Fountain Roller         |                    | 2              |
| 56        | 6803-18033  | Eccentric Shaft         |                    | 2              |
| 57        | 181-012     | C-Ring                  |                    | 3              |
| 58        | 181-224     | C-Ring                  |                    | 6              |
| 59        | 250-151.7   | Bearing                 |                    | 4              |
| 60        | 6803-18070  | Gear                    |                    | 1              |
| 61        | 6803-18071  | Spacer                  |                    | 1              |
| 62        | 6803-18069  | Pin                     |                    | 1              |
| 63        | 6803-18039  | Gear                    |                    | 1              |
| 64        | 6803-18068  | Pin                     |                    | 1              |
| 65        | 7203-05026  | Gear                    |                    | 1              |
| 66        | 250-151.6   | Bearing                 |                    | 2              |
| 67        | 6803-18050  | Pin                     |                    | 1              |
| 68        | CP18-53     | Connecting Rod          |                    | 1              |
| 69        | 183-183     | Roll Pin                |                    | 1              |
| 70        | CP18-55     | Ratchet                 |                    | 1              |

**C**

N5042





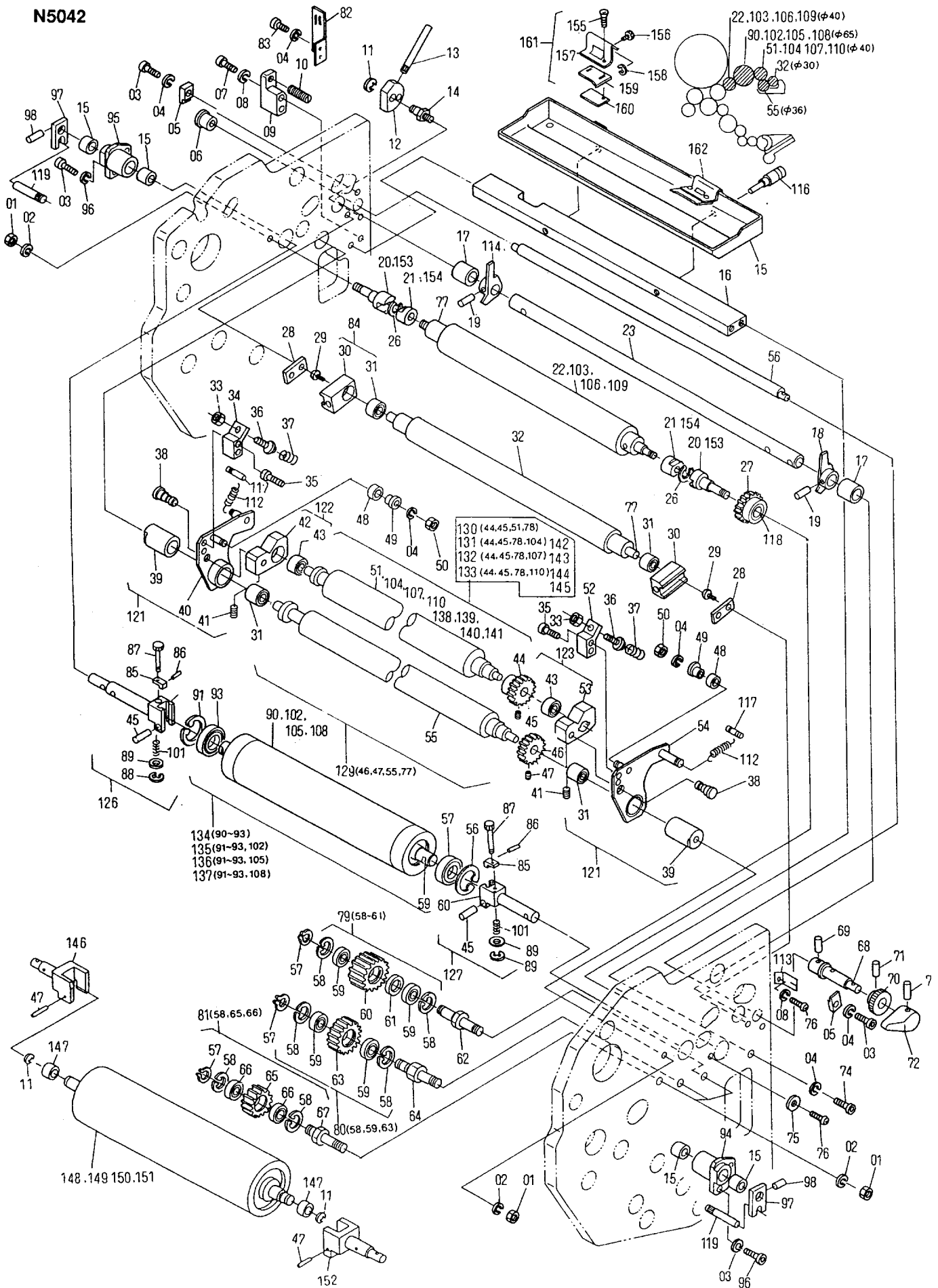
**Dampening Section (Lower Unit)  
Side Frame and Oscillating Roller (Integrated System)**

**N5042**

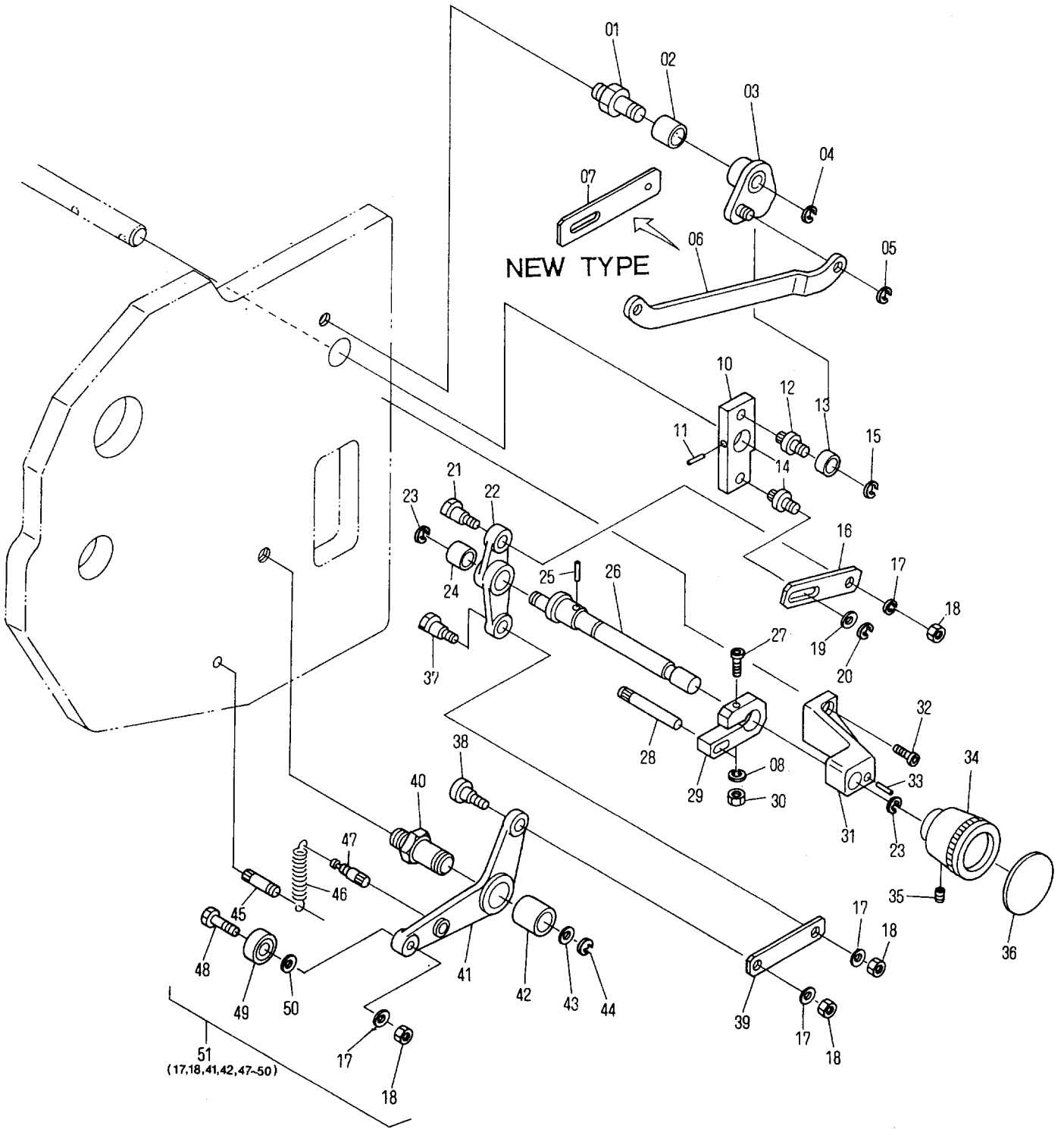
| INDEX No. | Parts No.   | Description                  | Remarks                                | Units Per Assy |
|-----------|-------------|------------------------------|--|----------------|
| 71        | 183-185     | Roll Pin                     |  | 2              |
| 72        | CP18-09     | Adjustment Knob              |  | 2              |
| 73        | 145-506     | Set Screw                    |  | 2              |
| 74        | 117-380     | Screw                        |  | 4              |
| 75        | 123-18-3    | Washer                       |  | 4              |
| 76        | 125-708     | Screw                        |  | 4              |
| 77        | 258-263     | Bushing                      | Included in 32                         | 4              |
| 78        | 6803-18082  | Inner Sleeve                 | Included in 51, 104, 107, 110, 138-141 | 2              |
| 79        | 6803-18070A | Idle Gear Assy               | (58-61)                                | 1              |
| 80        | 6803-18039A | Idle Gear Assy               | (58, 59, 63)                           | 1              |
| 81        | 7203-05026A | Idle Gear Assy               | (58, 65, 66)                           | 1              |
| 82        | 6803-18003  | Fountain Bottle Bracket      |  | 1              |
| 83        | 117-362     | Screw                        |  | 2              |
| 84        | 6803-18004A | Squeeze Roller Bracket Assy  | (30, 31)                               | 2              |
| 85        | 6803-18010  | Block                        |  | 2              |
| 86        | 183-150     | Roll Pin                     |  | 2              |
| 87        | 6803-18011  | Knob                         |  | 2              |
| 88        | 181-404     | E-Ring                       |  | 2              |
| 89        | 184-106     | Flat Washer                  |  | 2              |
| 90        | 6803-18012  | Oscillating Roller           |  | 1              |
| 91        | 181-240     | C-Ring                       |  | 2              |
| 92        | 6803-18013  | Shaft                        |  | 1              |
| 93        | 250-203.7   | Bearing                      |  | 2              |
| 94        | 6803-18058  | Bushing Bracket              | OP-S                                   | 1              |
| 95        | 6803-18059  | Bushing Bracket              | NOP-S                                  | 1              |
| 96        | 180-106     | Lock Washer                  |  | 4              |
| 97        | 6803-18060  | Plate                        |  | 2              |
| 98        | 183-187     | Roll Pin                     |  | 2              |
| 99        | 6803-18061  | Bracket                      |  | 1              |
| 100       | 6803-18062  | Bracket                      |  | 1              |
| 101       | 6803-18072  | Spring                       |  | 2              |
| 102       | 6803-18073  | Oscillating Roller           | SPEC 2                                 | 1              |
| 103       | 6803-18074  | Distributor Roller           | SPEC 2                                 | 1              |
| 104       | 6803-18075B | Metering Roller              | Old Type<br>SPEC 2                     | 1              |
| 105       | 6803-18076  | Oscillating Roller           | SPEC 3                                 | 1              |
| 106       | 6803-18077  | Distributor Roller           | SPEC 3                                 | 1              |
| 107       | 6803-18078B | Metering Roller              | Old Type<br>SPEC 3                     | 1              |
| 108       | 6803-18079  | Oscillating Roller           | SPEC 4                                 | 1              |
| 109       | 6803-18080  | Distributor Roller           | SPEC 4                                 | 1              |
| 110       | 6803-18081B | Metering Roller              | Old Type<br>SPEC 4                     | 1              |
| 111       | 7203-05035  | Spacer                       |  | 3              |
| 112       | CP18-15     | Spring                       |  | 2              |
| 113       | CP18-17     | Spring                       |  | 1              |
| 114       | CP18-33     | Lever                        |  | 1              |
| 115       | 5103-18028  | Lever                        |  | 1              |
| 116       | 5103-18052  | Thumb Screw                  |  | 2              |
| 117       | CK08-27     | Pin                          |  | 2              |
| 118       | PC13-26     | Bushing                      | Included in 27                         | 1              |
| 119       | 5102-03127  | Pin                          |  | 2              |
| 120       | 5803-04124  | Bushing                      |  | 4              |
| 121       | 6803-18024A | Bushing Assy                 | (31, 39)                               | 2              |
| 122       | 6803-18015A | Metering Roller Bracket Assy | (42, 43)                               | 1              |
| 123       | 6803-18016A | Metering Roller Bracket Assy | (43, 53)                               | 1              |
| 124       | 6803-18058A | Bushing Bracket Assy         | (15, 94)                               | 1              |
| 125       | 6803-18059A | Bushing Bracket Assy         | (15, 95)                               | 1              |
| 126       | 6803-18061A | Bracket Assy                 | (45, 85-89, 99, 101)                   | 1              |
| 127       | 6803-18062A | Bracket Assy                 | (45, 85-89, 100, 101)                  | 1              |
| 129       | 6803-18022A | Fountain Roller Assy         | (46, 47, 55, 77)                       | 1              |
| 130       | 6803-18019A | Metering Roller Assy         | (44, 45, 51) Old Type                  | SPEC 1<br>1    |
| 131       | 6803-18075A | Metering Roller Assy         | (44, 45, 104) Old Type                 | SPEC 2<br>1    |
| 132       | 6803-18078A | Metering Roller Assy         | (44, 45, 107) Old Type                 | SPEC 3<br>1    |
| 133       | 6803-18081A | Metering Roller Assy         | (44, 45, 110) Old Type                 | SPEC 4<br>1    |
| 134       | 6803-18012A | Oscillating Roller Assy      | (90-93)                                | SPEC 1<br>1    |
| 135       | 6803-18073A | Oscillating Roller Assy      | (91-93, 102)                           | SPEC 2<br>1    |
| 136       | 6803-18076A | Oscillating Roller Assy      | (91-93, 105)                           | SPEC 3<br>1    |
| 137       | 6803-18079A | Oscillating Roller Assy      | (91-93, 108)                           | SPEC 4<br>1    |
| 138       | 6803-18088B | Metering Roller              | New Type                               | SPEC 1<br>1    |
| 139       | 6803-18089B | Metering Roller              | New Type                               | SPEC 2<br>1    |
| 140       | 6803-18090B | Metering Roller              | New Type                               | SPEC 3<br>1    |



N5042





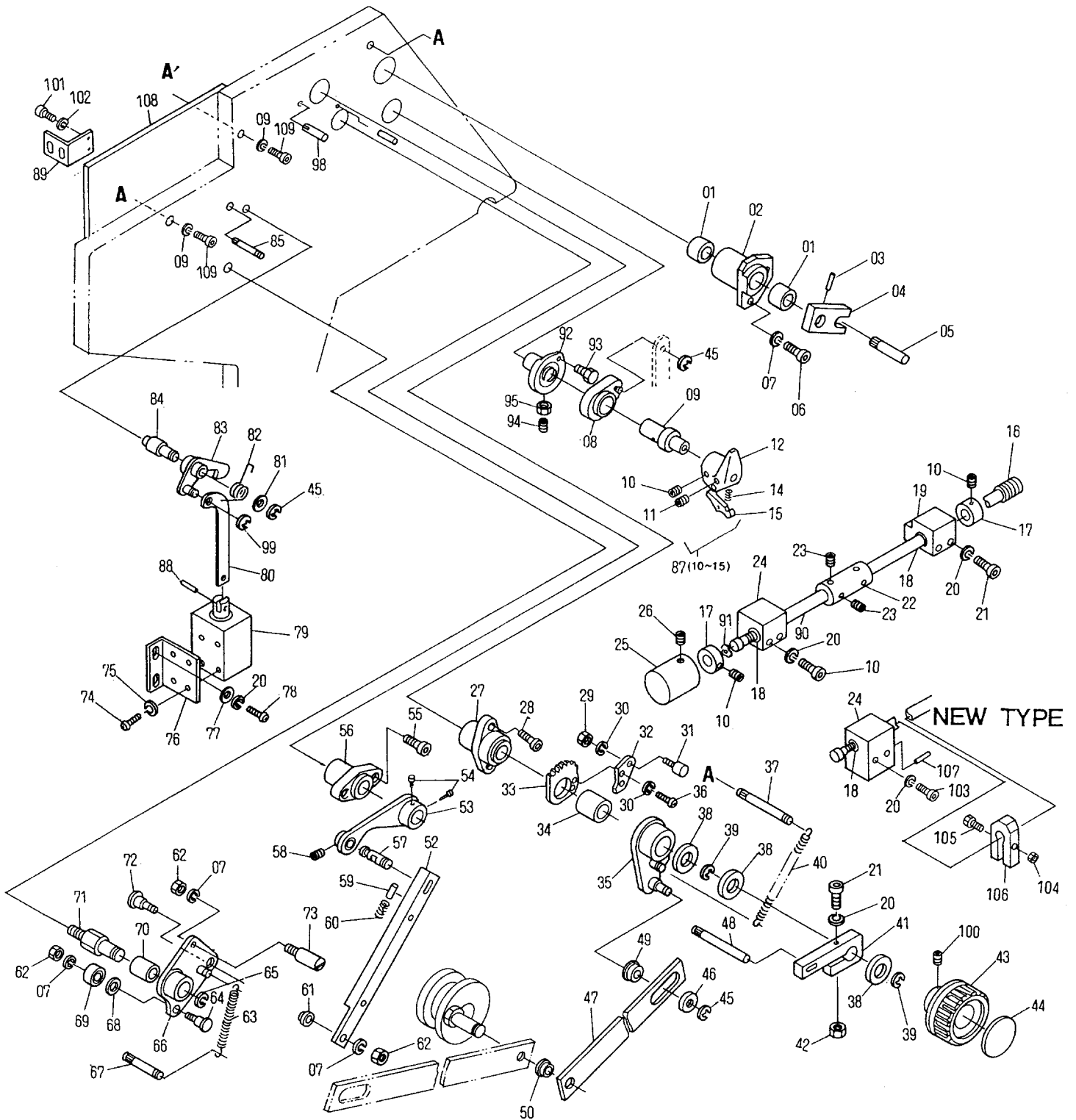


**Dampening Section (Lower Unit)  
Side Frame and Roller (Integrated System)**

**N5043**

| INDEX No. | Parts No.   | Description                    | Remarks                 | Units Per Assy |
|-----------|-------------|--------------------------------|-------------------------|----------------|
| 01        | 6803-18048  | Stud Pin                       |                         | 1              |
| 02        | 243-614     | Bushing                        | Included in 03          | 1              |
| 03        | 6803-18047B | Cam Assy                       |                         | 1              |
| 04        | 181-408     | E-Ring                         |                         | 1              |
| 05        | 181-406     | E-Ring                         |                         |                |
| 06        | 6803-18051  | Link                           | Old Type                | 1              |
| 07        | 6803-18087  | Link (for ø41 Metering Roller) | New Type                |                |
| 08        | 180-105     | Lock Washer                    |                         | 4              |
|           |             |                                |                         |                |
| 10        | CP18-34     | Lever                          |                         | 2              |
| 11        | 183-207     | Roll Pin                       |                         | 2              |
| 12        | CP18-46     | Pin                            |                         | 2              |
| 13        | R51-20-3    | Guide Roller                   |                         | 2              |
| 14        | CP18-49     | Pin                            |                         | 2              |
| 15        | 181-404     | E-Ring                         |                         | 2              |
| 16        | 5103-18010  | Link                           |                         | 2              |
| 17        | 180-106     | Lock Washer                    |                         | 4              |
| 18        | 170-106     | Nut                            |                         | 4              |
| 19        | 184-108     | Flat Washer                    |                         | 1              |
|           |             |                                |                         |                |
| 21        | CK08-16     | Pin                            |                         | 1              |
| 22        | 5103-18011A | Lever                          |                         | 1              |
| 23        | 181-410     | E-Ring                         |                         | 2              |
| 24        | 243-619     | Bushing                        | Included in 22          | 1              |
| 25        | 183-188     | Roll Pin                       |                         | 1              |
| 26        | 6803-18049  | Adjustment Shaft               |                         | 1              |
| 27        | 117-532     | Screw                          |                         | 2              |
| 28        | 5102-03127  | Pin                            |                         | 1              |
| 29        | 7203-02043  | Brake                          |                         | 2              |
| 30        | I31-10-3    | U-Nut                          |                         | 2              |
| 31        | CP18-24     | Bracket                        |                         | 1              |
| 32        | 117-365     | Screw                          |                         | 2              |
| 33        | 183-187     | Roll Pin                       |                         | 1              |
| 34        | 6805-02042  | Handle                         |                         | 1              |
| 35        | 140-360     | Set Screw                      |                         | 1              |
| 36        | HC03-09     | Name Plate                     |                         | 2              |
| 37        | CK08-09     | Eccentric Pin                  |                         | 1              |
| 38        | I02-42-3    | Pin                            |                         | 1              |
| 39        | 6803-18040  | Link                           |                         | 1              |
| 40        | 5103-18008  | Pin                            |                         | 1              |
| 41        | 5103-18007A | Lever Assy                     |                         | 1              |
| 42        | 5201-05073  | Bushing                        | Included in 41          | 1              |
| 43        | 184-116     | Flat Washer                    |                         | 1              |
| 44        | 181-412     | E-Ring                         |                         | 1              |
| 45        | G07-51-1    | Pin                            |                         | 3              |
| 46        | 5203-02088  | Spring                         |                         | 1              |
| 47        | 223-0620.01 | Pin                            |                         | 1              |
| 48        | CK08-06     | Pin                            |                         | 1              |
| 49        | 250-126.6   | Bearing                        |                         | 1              |
| 50        | 184-106.3   | Flat Washer                    |                         | 1              |
| 51        | 5103-18007B | Lever Assy                     | (17, 18, 41, 42, 47~50) | 1              |
| 52        |             |                                |                         |                |
| 53        |             |                                |                         |                |
| 54        |             |                                |                         |                |
| 55        |             |                                |                         |                |
| 56        |             |                                |                         |                |
| 57        |             |                                |                         |                |
| 58        |             |                                |                         |                |
| 59        |             |                                |                         |                |
| 60        |             |                                |                         |                |
| 61        |             |                                |                         |                |
| 62        |             |                                |                         |                |
| 63        |             |                                |                         |                |
| 64        |             |                                |                         |                |
| 65        |             |                                |                         |                |
| 66        |             |                                |                         |                |
| 67        |             |                                |                         |                |
| 68        |             |                                |                         |                |
| 69        |             |                                |                         |                |
| 70        |             |                                |                         |                |

**C**

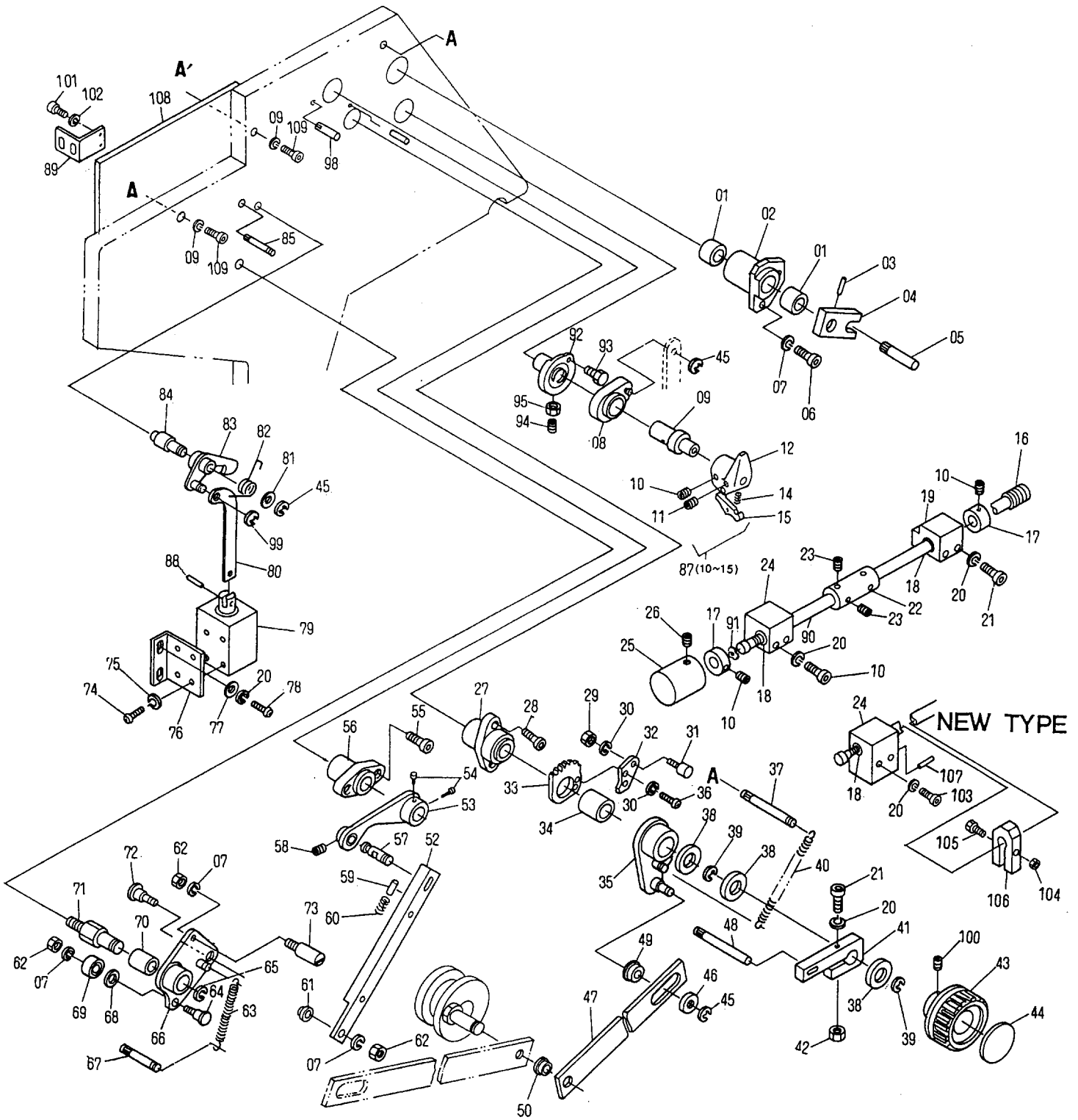


**Dampening Section (Upper Unit)  
Side Frame (Molleton System)**

**N5044**

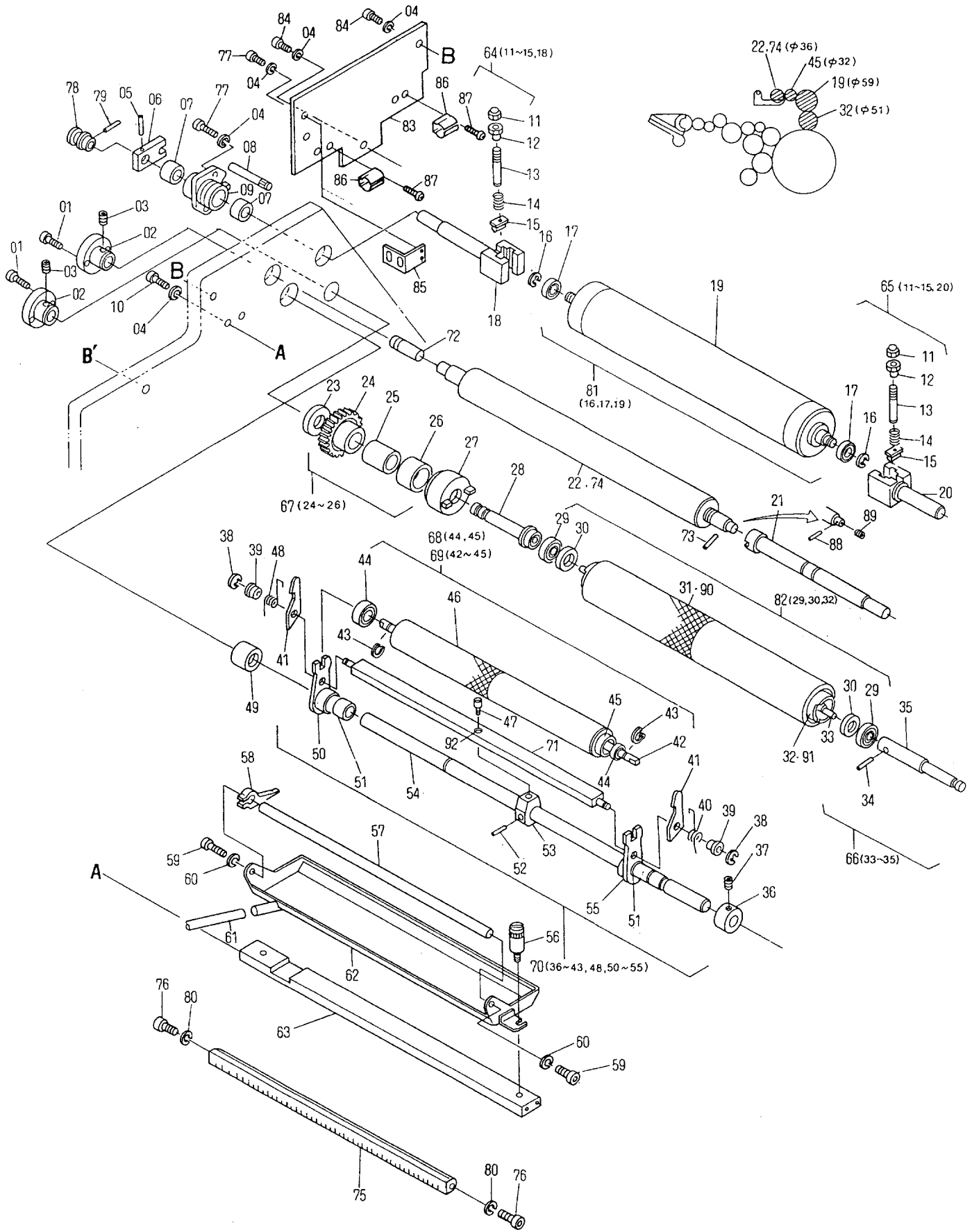
| INDEX No. | Parts No.   | Description     | Remarks            | Units Per Assy |
|-----------|-------------|-----------------|--------------------|----------------|
| 01        | 5803-04124  | Bearing         | Included in 02     | 2              |
| 02        | 6803-18056A | Bushing Bracket |                    | 1              |
| 03        | 183-187     | Roll Pin        |                    | 1              |
| 04        | 6803-18060  | Plate           |                    | 1              |
| 05        | 5102-03127  | Pin             |                    | 1              |
| 06        | 117-365     | Screw           |                    | 2              |
| 07        | 180-106     | Lock Washer     |                    | 9              |
| 08        | 7203-03012A | Bracket         |                    | 1              |
| 09        | 7203-03010  | Bushing         |                    | 1              |
| 10        | 145-355     | Set Screw       |                    | 2              |
| 11        | 145-358     | Set Screw       |                    | 1              |
| 12        | I18-46-3    | Handle          |                    | 1              |
| 13        | I18-55-3    | Pin             |                    | 1              |
| 14        | I18-56-3    | Spring          |                    | 1              |
| 15        | I18-54-3    | Snubber         |                    | 1              |
| 16        | 6803-11038  | Fram            |                    | 1              |
| 17        | R11-78-3    | Collar          |                    | 2              |
| 18        | 243-618     | Bushing         | Included in 19, 24 | 4              |
| 19        | 6803-11027A | Block           |                    | 1              |
| 20        | 180-105     | Lock Washer     |                    | 5              |
| 21        | 117-532     | Screw           |                    | 3              |
| 22        | 5802-04163  | Coupling        |                    | 1              |
| 23        | 145-356     | Set Screw       |                    | 4              |
| 24        | 6803-11028A | Block           |                    | 1              |
| 25        | 6803-11029  | Indicator       |                    | 1              |
| 26        | 145-360     | Set Screw       |                    | 2              |
| 27        | 6803-11007  | Bushing Bracket |                    | 1              |
| 28        | 117-512     | Screw           |                    | 2              |
| 29        | 170-104     | Nut             |                    | 1              |
| 30        | 180-104     | Lock Washer     |                    | 1              |
| 31        | 7203-02022  | Eccentric Pin   |                    | 1              |
| 32        | 7203-02020  | Plate           |                    | 1              |
| 33        | 6803-11025  | Worm Shaft      |                    | 1              |
| 34        | 7203-02039  | Clutch          |                    | 1              |
| 35        | 6803-11026A | Lever           |                    | 1              |
| 36        | 125-658     | Screw           |                    | 2              |
| 37        | 4807-02006  | Spring Pin      |                    | 1              |
| 38        | CK08-63     | Washer          |                    | 3              |
| 39        | 181-412     | E-Ring          |                    | 2              |
| 40        | I09-19-3    | Spring          |                    | 1              |
| 41        | 7203-02043  | Brake           |                    | 1              |
| 42        | I31-10-3    | Nut             |                    | 1              |
| 43        | 6805-02042  | Handle          |                    |                |
| 44        | PC03-38     | Name Plate      |                    |                |
| 45        | 181-406     | E-Ring          |                    | 4              |
| 46        | 7203-02037  | Washer          |                    | 1              |
| 47        | 6803-11020  | Link            |                    | 1              |
| 48        | 5801-10086  | Pin             |                    | 1              |
| 49        | 7203-02045  | Bearing         |                    | 1              |
| 50        | 6803-05052  | Bushing         |                    | 1              |
| 52        | 6803-12049  | Link            |                    | 1              |
| 53        | 6803-12050A | Lever           |                    | 1              |
| 54        | 117-508     | Screw           |                    | 1              |
| 55        | 117-510     | Screw           |                    | 2              |
| 56        | 6803-04020  | Bushing Bracket |                    | 1              |
| 57        | 6803-12012  | Pin             |                    | 1              |
| 58        | 145-505     | Set Screw       |                    | 1              |
| 59        | R11-89-3    | Pin             |                    | 1              |
| 60        | A03-77-3    | Spring          |                    | 1              |
| 61        | 6803-12058  | Bushing         |                    | 1              |
| 62        | 170-106     | Nut             |                    | 3              |
| 63        | R11-95-01-3 | Spring          |                    | 1              |
| 64        | CK08-07     | Pin             |                    | 1              |
| 65        | 181-410     | E-Ring          |                    | 1              |
| 66        | 6803-12048  | Lever           |                    | 1              |
| 67        | 223-0640.01 | Pin             |                    | 1              |
| 68        | 184-106.4   | Flat Washer     |                    | 1              |
| 69        | 250-126.6   | Bearing         |                    | 1              |
| 70        | A03-31-3    | Bushing         |                    | 1              |

**C**







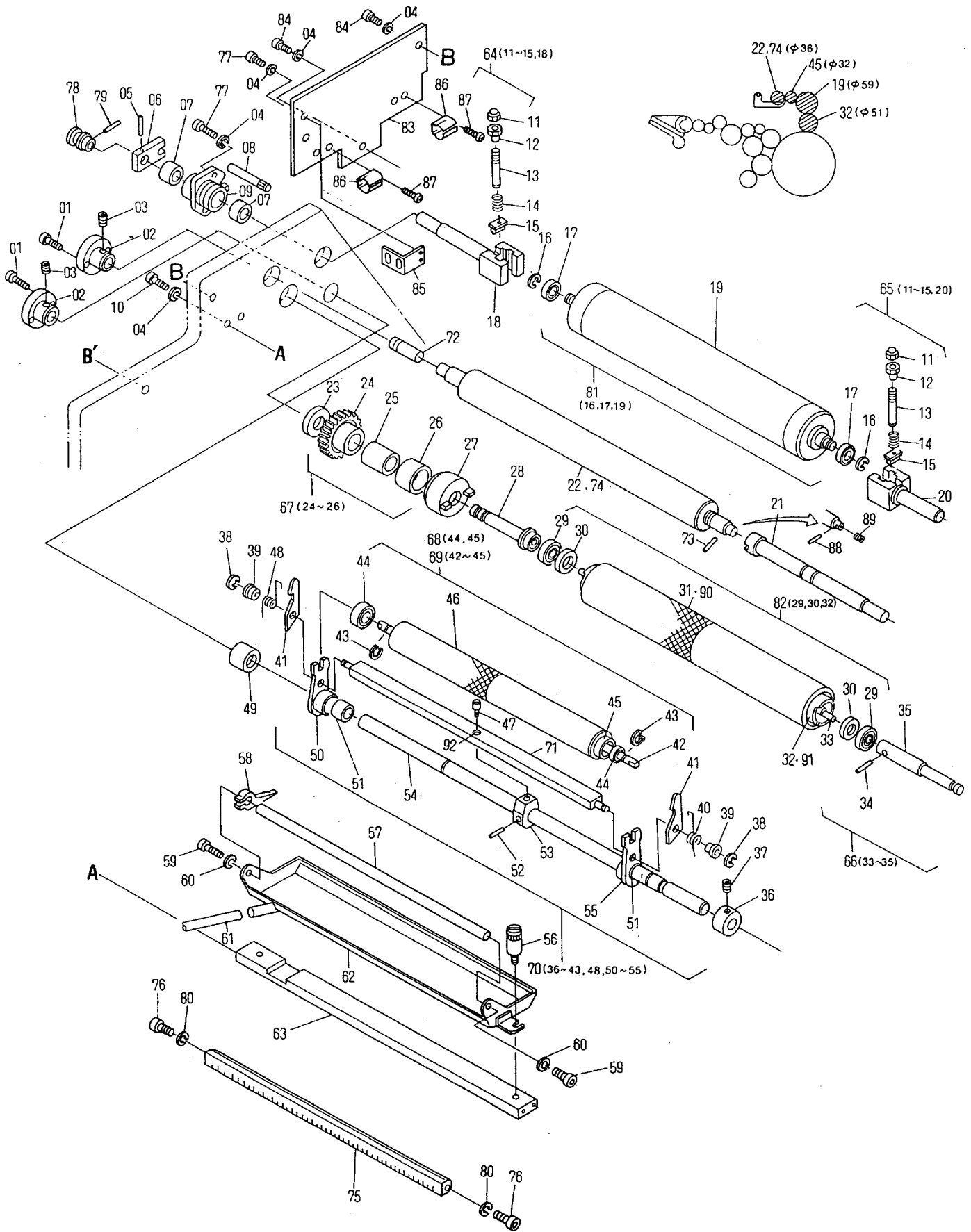


**Dampening Section (Upper Unit)  
Ductor Oscillation and Form Roller (Molleton System)**

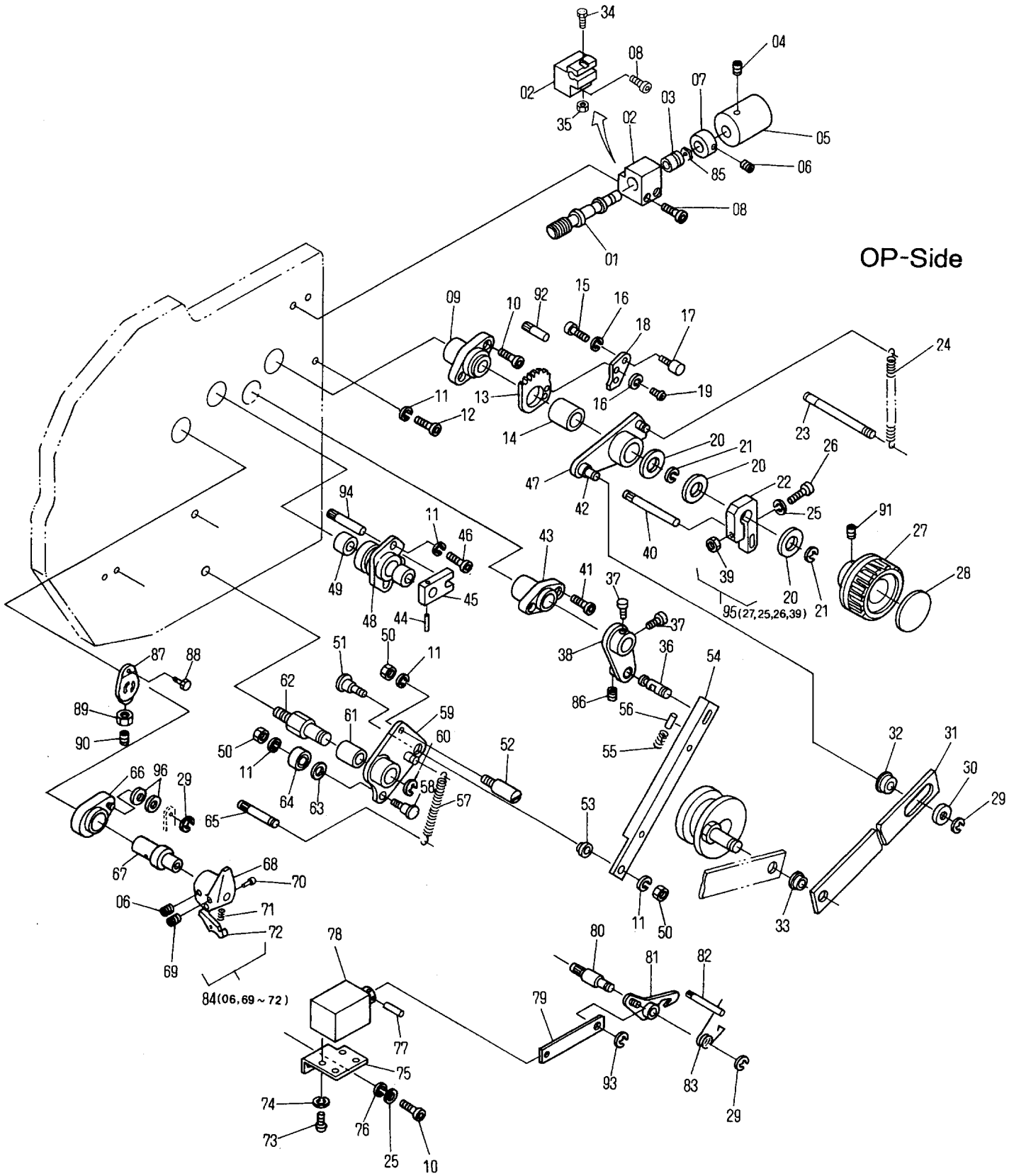
**N5045**

| INDEX No. | Parts No.   | Description                        | Remarks            | Units Per Assy |
|-----------|-------------|------------------------------------|--------------------|----------------|
| 01        | 117-515     | Screw                              |                    | 4              |
| 02        | 6803-12015  | Bushing Bracket                    |                    | 2              |
| 03        | 101-370     | Screw                              |                    | 2              |
| 04        | 180-106     | Lock Washer                        |                    | 8              |
| 05        | 183-187     | Roll Pin                           |                    | 1              |
| 06        | 6803-18060  | Plate                              |                    | 1              |
| 07        | 5803-04124  | Bearing                            | Included in 09     | 2              |
| 08        | 5102-03127  | Pin                                |                    | 1              |
| 09        | 6803-18057A | Bushing Bracket                    | NOP-S              | 1              |
| 10        | 117-380     | Screw                              |                    | 2              |
| 11        | R01-16-3    | Cap Nut                            |                    | 2              |
| 12        | R01-15-3    | Thumb Nut                          |                    | 2              |
| 13        | 6803-12028  | Holder Stem                        |                    | 2              |
| 14        | R01-14-3    | Spring                             |                    | 2              |
| 15        | 6803-12034  | Block                              |                    | 2              |
| 16        | 181-408     | E-Ring                             |                    | 2              |
| 17        | 250-150.7   | Bearing                            |                    | 2              |
| 18        | 6803-12031  | Bracket                            |                    | 1              |
| 19        | 6803-12043  | Oscillating Roller                 |                    | 1              |
| 20        | 6803-12032  | Bracket                            |                    | 1              |
| 21        | 6803-11040  | Shaft                              |                    | 1              |
| 22        | 6803-11037  | Dampening Fountain Roller          |                    | 1              |
| 23        | 6803-12018  | Spacer                             |                    | 1              |
| 24        | 6803-12020  | Gear                               |                    | 1              |
| 25        | 6803-12027  | Bushing                            |                    | 1              |
| 26        | 6803-12017  | Clutch                             |                    | 1              |
| 27        | 6803-12021  | Clutch                             |                    | 1              |
| 28        | 6803-12019  | Eccentric Stud                     |                    | 1              |
| 29        | 103-48-3    | Bearing                            |                    | 2              |
| 30        | 103-49-3    | Bearing Spacer                     |                    | 2              |
| 31        | 6803-12042  | Dampening Form Roller Cover        |                    | 1              |
| 32        | 6803-12013  | Dampening Form Roller              |                    | 1              |
| 33        | 6803-12014  | Dampening Form Roller Shaft        |                    | 1              |
| 34        | 183-151     | Roll Pin                           |                    | 1              |
| 35        | 6803-12016  | Dampening Form Roller Shaft        |                    | 1              |
| 36        | 185-1615.01 | Collar                             |                    | 1              |
| 37        | 145-355     | Set Screw                          |                    | 1              |
| 38        | 181-404     | E-Ring                             |                    | 2              |
| 39        | I01-43-3    | Spacer                             |                    | 2              |
| 40        | I01-32-3    | Spring                             |                    | 1              |
| 41        | 7203-06022  | Ductor Roller Ratch                |                    | 2              |
| 42        | 6803-06002  | Ductor Roller Shaft                |                    | 1              |
| 43        | 181-008     | C-Ring                             |                    | 2              |
| 44        | 250-088.7   | Bearing                            | Included in 45     | 2              |
| 45        | 6803-12001A | Ductor Roller                      |                    | 1              |
| 46        | 6803-12041  | Ductor Roller Cover                |                    | 1              |
| 47        | 7203-06024  | Pin                                |                    | 1              |
| 48        | I01-33-3    | Spring                             |                    | 1              |
| 49        | 7203-04032  | Bushing                            |                    | 1              |
| 50        | 7203-06010A | Ductor Roller Bracket              |                    | 1              |
| 51        | 243-524     | Bushing                            |                    | 2              |
| 52        | CP03-34     | Roll Pin                           |                    | 1              |
| 53        | 7203-06009  | Bracket                            |                    | 1              |
| 54        | 6803-06003  | Ductor Roller Shaft                |                    | 1              |
| 55        | 7203-06011A | Ductor Roller Bracket Assy         |                    | 1              |
| 56        | 6803-11030  | Knob                               |                    | 2              |
| 57        | 6803-11010  | Water Stop Shaft                   |                    | 1              |
| 58        | R05-01-3    | Water Stop                         |                    | 8              |
| 59        | 117-510.01  | Screw                              |                    | 2              |
| 60        | 180-105.01  | Lock Washer                        |                    | 2              |
| 61        | 6803-11019  | Hose                               |                    | 1              |
| 62        | 6803-11001  | Dampening Fountain Tray            |                    | 1              |
| 63        | 6803-11031  | Tray Support                       |                    | 1              |
| 64        | 6803-12031A | Bracket Assy                       | (11~15, 18)        | 1              |
| 65        | 6803-12032A | Bracket Assy                       | (11~15, 20)        | 1              |
| 66        | 6803-12014A | Dampening Form Roller Shaft Assy   | (33~35)            | 1              |
| 67        | 6803-12020A | Gear Assy                          | (24~26)            | 1              |
| 68        | 6803-12001A | Ductor Roller Assy                 | (44, 45)           | 1              |
| 69        | 6803-12001B | Ductor Roller Assy                 | (42~45)            | 1              |
| 70        | 6803-06003B | Dampening Ductor Roller Frame Assy | (36~48, 50~55, 71) | 1              |
| 71        | 6803-06004A | Ductor Bracket Spreader            |                    | 1              |

**C**





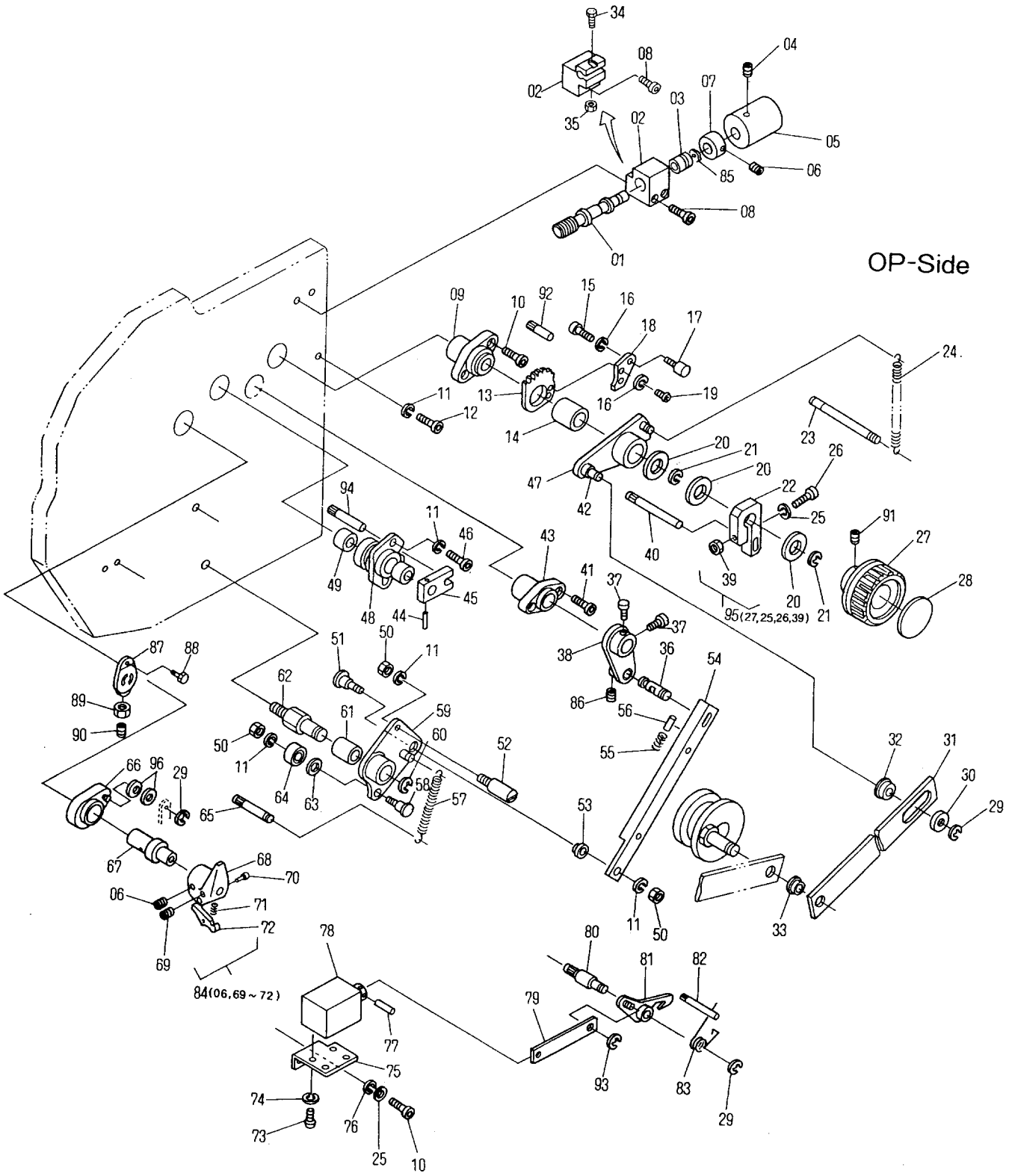


**Dampening Section (Lower Unit)  
Ductor Oscillation and Form Roller Drive (Molleton System)**

**N5046**

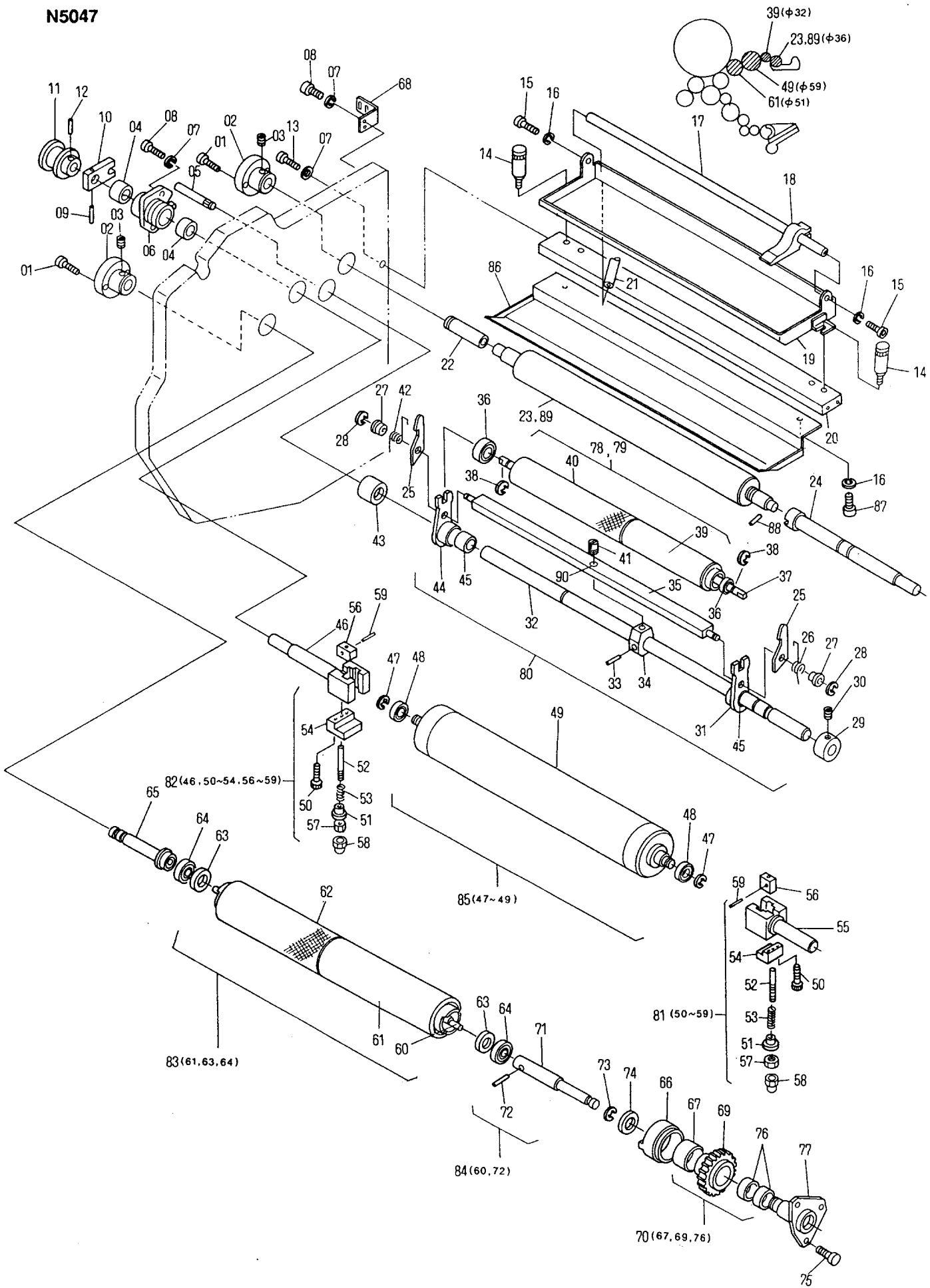
| INDEX No. | Parts No.   | Description     | Remarks        | Units Per Assy |
|-----------|-------------|-----------------|----------------|----------------|
| 01        | 6803-11033  | Shaft           |                | 1              |
| 02        | 6803-11032A | Block           |                | 1              |
| 03        | 243-618     | Bushing         | Included in 01 | 2              |
| 04        | 145-360     | Set Screw       |                | 2              |
| 05        | 6803-11029  | Indicator       |                | 1              |
| 06        | 145-355     | Set Screw       |                | 4              |
| 07        | R11-78-3    | Collar          |                | 1              |
| 08        | 117-530     | Screw           |                | 2              |
| 09        | 6803-11007  | Bushing Bracket |                | 1              |
| 10        | 117-512     | Screw           |                | 2              |
| 11        | 180-106     | Lock Washer     |                | 7              |
| 12        | 117-380     | Screw           |                | 4              |
| 13        | 6803-11025  | Gear            |                | 5              |
| 14        | 7203-02039  | Clutch          |                | 1              |
| 15        | 170-104     | Nut             |                | 1              |
| 16        | 180-104     | Lock Washer     |                | 3              |
| 17        | 7203-02022  | Eccentric Pin   |                | 1              |
| 18        | 7203-02020  | Plate           |                | 1              |
| 19        | 125-658     | Screw           |                | 2              |
| 20        | CK08-63     | Washer          |                | 3              |
| 21        | 181-412     | E-Ring          |                | 2              |
| 22        | 7203-02043  | Brake           |                | 1              |
| 23        | 4807-02006  | Spring Pin      |                | 1              |
| 24        | 109-19-3    | Spring          |                | 1              |
| 25        | 180-105     | Lock Washer     |                | 3              |
| 26        | 117-532     | Screw           |                | 1              |
| 27        | 6805-02042  | Handle          |                | 1              |
| 28        | PC03-37     | Name Plate      |                | 1              |
| 29        | 181-406     | E-Ring          |                | 3              |
| 30        | 7203-02037  | Washer          |                | 1              |
| 31        | 6803-11021  | Link            |                | 1              |
| 32        | 7203-02045  | Bearing         |                | 1              |
| 33        | 6803-05052  | Bushing         |                | 1              |
| 34        | 101-420     | Screw           |                | 1              |
| 35        | C-216A-01   | Nut             |                | 1              |
| 36        | 6803-12012  | Pin             |                | 1              |
| 37        | 117-508     | Screw           |                |                |
| 38        | 6803-12006A | Lever Assy      |                | 1              |
| 39        | 131-10-3    | U-Nut           |                | 1              |
| 40        | 5801-10086  | Pin             |                | 1              |
| 41        | 117-510     | Screw           |                | 2              |
| 42        | 7203-02036  | Bearing Pin     | Included in 47 | 1              |
| 43        | 6803-04020  | Bushing Bracket |                | 1              |
| 44        | 183-187     | Roll Pin        |                | 1              |
| 45        | 6803-18060  | Plate           |                | 1              |
| 46        | 117-365     | Screw           |                | 2              |
| 47        | 6803-02011A | Lever Assy      |                | 1              |
| 48        | 6803-12055A | Bushing Bracket |                | 1              |
| 49        | 5803-04124  | Bearing         | Included in 48 | 2              |
| 50        | 170-106     | Nut             |                | 3              |
| 51        | 6803-12059  | Eccentric Pin   |                | 1              |
| 52        | 5208-01018  | Pin             |                | 1              |
| 53        | 6803-12058  | Bushing         |                | 1              |
| 54        | 6803-12004  | Link            |                | 1              |
| 55        | A03-77-3    | Spring          |                | 1              |
| 56        | R11-89-3    | Pin             |                | 1              |
| 57        | U12-65-01-3 | Spring          |                | 1              |
| 58        | CK08-07     | Pin             |                | 1              |
| 59        | 6803-12062A | Lever           |                | 1              |
| 60        | 181-410     | E-Ring          |                | 1              |
| 61        | A03-31-3    | Bushing         |                | 1              |
| 62        | 7203-16046  | Pin             |                | 1              |
| 63        | 184-106.4   | Flat Washer     |                | 1              |
| 64        | 250-126.6   | Bearing         |                | 1              |
| 65        | 223-0640.01 | Pin             |                | 1              |
| 66        | 7203-03012A | Lever Assy      |                | 1              |
| 67        | 7203-03010  | Bushing         |                | 1              |
| 68        | I18-46-3    | Handle          |                | 1              |
| 69        | 145-358     | Set Screw       |                | 1              |
| 70        | I18-55-3    | Pin             |                | 1              |

**C**







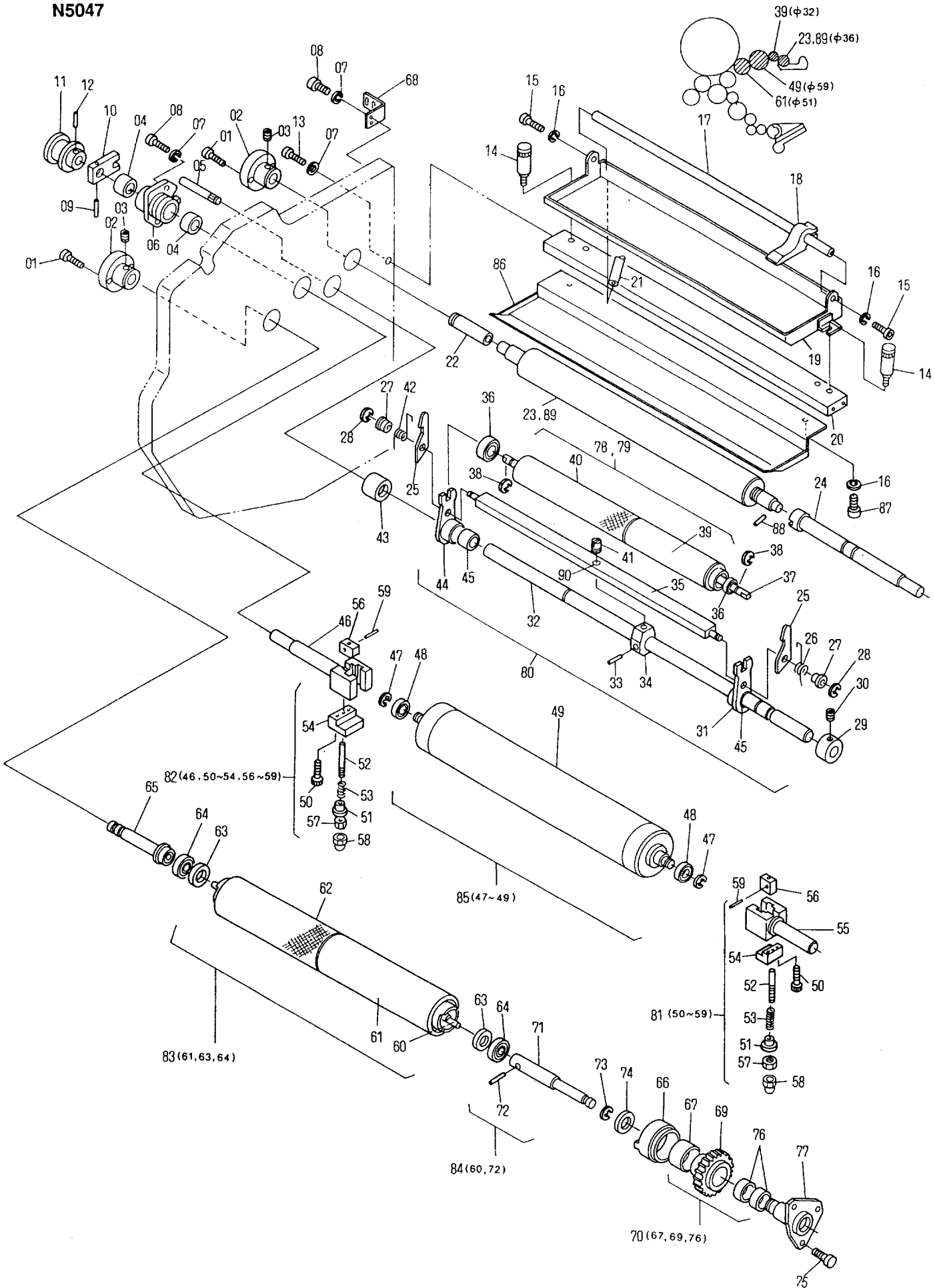


**Dampening Section (Lower Unit)  
Ductor Oscillation and Form Rollers (Molleton System)**

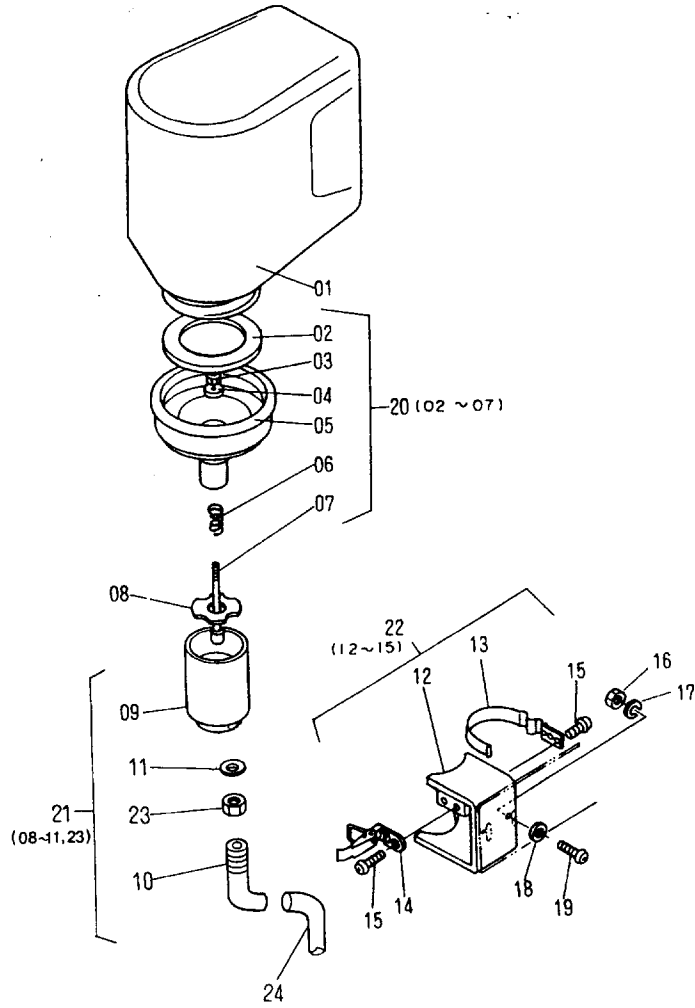
**N5047**

| INDEX No. | Parts No.   | Description                          | Remarks            | Units Per Assy |
|-----------|-------------|--------------------------------------|--------------------|----------------|
| 01        | 117-515     | Screw                                |                    | 4              |
| 02        | 6803-12015  | Bushing Bracket                      |                    | 2              |
| 03        | 145-365     | Set Screw                            |                    | 2              |
| 04        | 5803-04124  | Bearing                              | Included in 06     | 2              |
| 05        | 5102-03127  | Pin                                  |                    | 1              |
| 06        | 6803-12056A | Bushing Bracket                      |                    | 1              |
| 07        | 180-106     | Lock Washer                          |                    | 8              |
| 08        | 117-365     | Screw                                |                    | 4              |
| 09        | 183-187     | Roll Pin                             |                    | 1              |
| 10        | 6803-18060  | Plate                                |                    | 1              |
| 11        | 101-39-3    | Cam                                  |                    | 1              |
| 12        | 183-205     | Roll Pin                             |                    | 1              |
| 13        | 117-380     | Screw                                |                    | 4              |
| 14        | 6803-11030  | Knob                                 |                    | 2              |
| 15        | 117-510.01  | Screw                                |                    | 2              |
| 16        | 180-105.01  | Lock Washer                          |                    | 4              |
| 17        | 6803-11010  | Water Stop Shaft                     |                    | 1              |
| 18        | R05-01-3    | Water Stop                           |                    | 8              |
| 19        | 6803-11002  | Dampening Fountain Tray              |                    | 1              |
| 20        | 6803-11009  | Spreader                             |                    | 1              |
| 21        | 6803-11019  | Hose                                 |                    | 1              |
| 22        | 6803-11011  | Bushing                              |                    | 1              |
| 23        | 6803-11037  | Fountain Roller                      |                    | 1              |
| 24        | 6803-11040  | Shaft                                |                    | 1              |
| 25        | 7203-06022  | Ductor Roller Ratch                  |                    | 2              |
| 26        | I01-32-3    | Spring                               |                    | 1              |
| 27        | I01-43-3    | Spacer                               |                    | 2              |
| 28        | 181-404     | E-Ring                               |                    | 2              |
| 29        | 185-1615.01 | Collar                               |                    | 1              |
| 30        | 145-355     | Set Screw                            |                    | 1              |
| 31        | 7203-06011A | Ductor Roller Bracket Assy           |                    | 1              |
| 32        | 6803-06003  | Ductor Roller Shaft                  |                    | 1              |
| 33        | CP03-34     | Roll Pin                             |                    | 1              |
| 34        | 7203-06009  | Bracket                              |                    | 1              |
| 35        | 6803-06004A | Ductor Bracket Spreader              |                    | 1              |
| 36        | 250-088.6   | Bearing                              |                    | 2              |
| 37        | 6803-06002  | Ductor Roller Shaft Assy             |                    | 1              |
| 38        | 181-008     | C-Ring                               |                    | 2              |
| 39        | 6803-12001  | Ductor Roller                        |                    | 1              |
| 40        | 6803-12041  | Ductor Roller Cover                  |                    | 1              |
| 41        | 7203-06024  | Pin                                  |                    | 1              |
| 42        | I01-33-3    | Spring                               |                    | 1              |
| 43        | 7203-04032  | Bushing                              |                    | 1              |
| 44        | 7203-06010A | Dampening Ductor Roller Bracket Assy |                    | 1              |
| 45        | 243-524     | Bushing                              | Included in 31, 44 | 2              |
| 46        | 6803-12045  | Bracket                              |                    | 1              |
| 47        | 181-408     | E-Ring                               |                    | 2              |
| 48        | 250-150.7   | Bearing                              |                    | 2              |
| 49        | 6803-12043  | Oscillating Roller                   |                    | 1              |
| 50        | 117-410     | Screw                                |                    | 4              |
| 51        | R01-15-3    | Thumb Nut                            |                    | 2              |
| 52        | 6803-12060  | Pin                                  |                    | 2              |
| 53        | R01-14-3    | Spring                               |                    | 2              |
| 54        | 6803-12034  | Roller Holder                        |                    | 2              |
| 55        | 6803-12046  | Bracket                              |                    | 1              |
| 56        | 6803-12037  | Block                                |                    | 2              |
| 57        | 170-105.01  | Nut                                  |                    | 2              |
| 58        | R01-16-3    | Handle                               |                    | 2              |
| 59        | 183-149     | Roll Pin                             |                    | 2              |
| 60        | 6803-12014  | Dampening Form Roller Shaft          |                    | 1              |
| 61        | 6803-12013  | Dampening Form Roller                |                    | 1              |
| 62        | 6803-12042  | Dampening Form Roller Cover          |                    | 1              |
| 63        | I03-49-3    | Bearing Spacer                       |                    | 2              |
| 64        | I03-48-3    | Bearing                              |                    | 2              |
| 65        | 6803-12019  | Eccentric Stud                       |                    | 1              |
| 66        | 6803-12021  | Clutch                               |                    | 1              |
| 67        | 6803-12017  | Clutch                               |                    | 1              |
| 68        | 6803-11016  | Fountain Bottle Bracket              |                    | 2              |
| 69        | 6803-12020  | Gear                                 |                    | 1              |
| 70        | 6803-12020A | Gear Assy                            | (67, 69, 76)       | 1              |

**C**





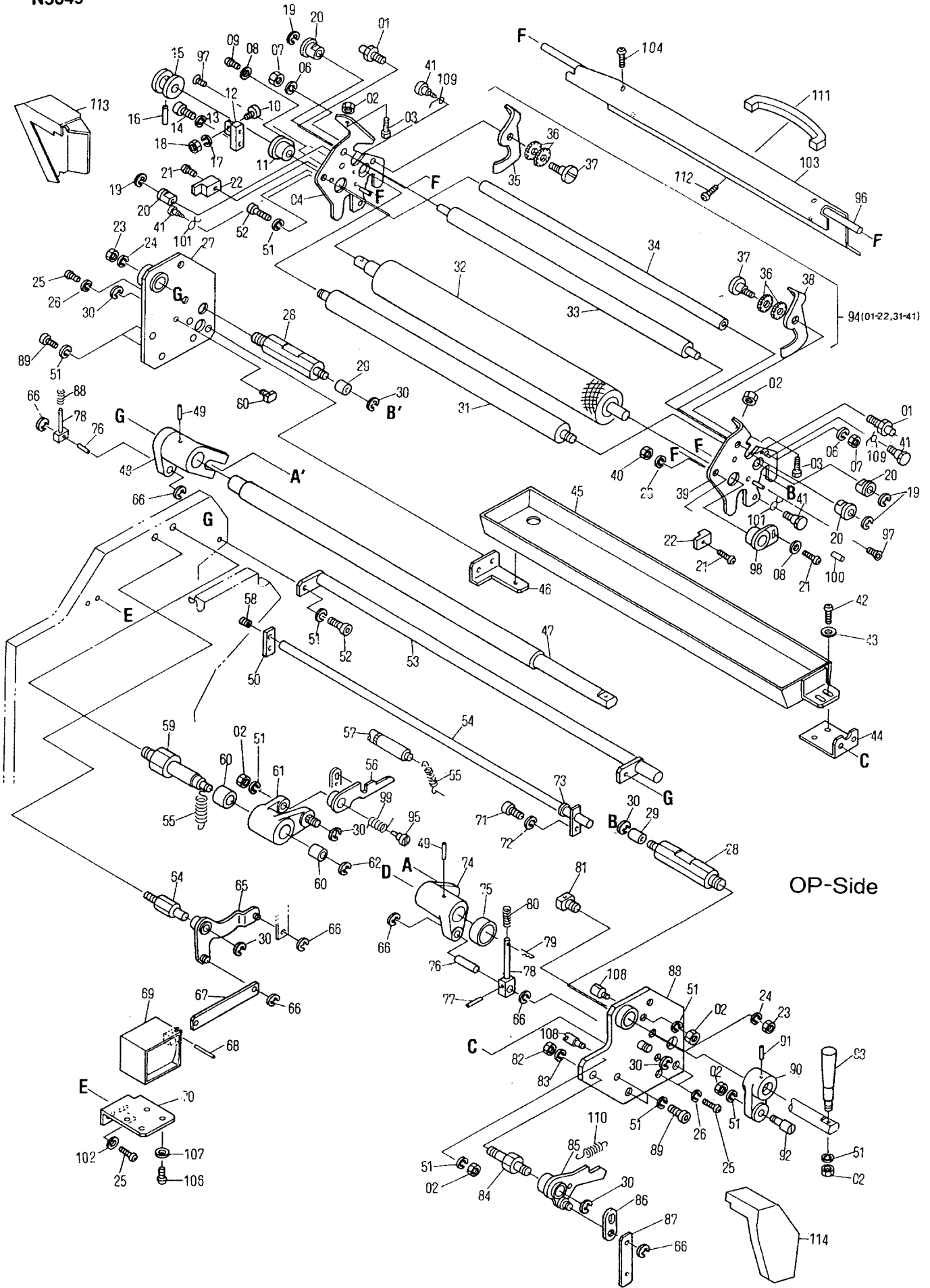


**Dampening Section  
Dampening Fountain Bottle (Upper and Lower)**

**N5048**

| INDEX No. | Parts No.   | Description                      | Remarks | Units Per Assy |
|-----------|-------------|----------------------------------|---------|----------------|
| 01        | 5803-11036  | Dampening Fountain Bottle        |         | 2              |
| 02        | R03-21-3    | Bottle Packing                   |         | 2              |
| 03        | R03-25-3    | Nut                              |         | 2              |
| 04        | R03-23-3    | Valve                            |         | 2              |
| 05        | R03-19-3    | Fountain Bottle Valve Cap        |         | 2              |
| 06        | R03-24-3    | Valve Spring                     |         | 2              |
| 07        | R03-22-3    | Valve Stem                       |         | 2              |
| 08        | WF-46       | Stopper                          |         | 2              |
| 09        | WF-45       | Fountain Cup                     |         | 2              |
| 10        | 7203-16018  | Joint                            |         | 2              |
| 11        | 324-308     | Packing                          |         | 2              |
| 12        | R51-89-3    | Bottle Bracket                   |         | 2              |
| 13        | WF-40-1A    | Band                             |         | 2              |
| 14        | WF-39       | Band Clip                        |         | 2              |
| 15        | 125-606     | Screw                            |         | 4              |
| 16        | 170-105     | Nut                              |         | 4              |
| 17        | 180-105     | Lock Washer                      |         | 4              |
| 18        | 184-105.3   | Flat Washer                      |         | 4              |
| 19        | 125-715     | Screw                            |         | 4              |
| 20        | R03-19-0A-3 | Fountain Bottle Cap Assy (02~07) |         | 2              |
| 21        | 7203-16018A | Fountain Cup Assy (08~11, 25)    |         | 2              |
| 22        | R51-89-1A-3 | Bottle Bracket Assy (12~15)      |         | 2              |
| 23        | 7203-16019  | Nut                              |         | 2              |
| 24        | 6803-11019  | Fountain Cup Hose                |         | 2              |
| 25        | 7203-16018  | Joint                            |         | 2              |
| 26        |             |                                  |         |                |
| 27        |             |                                  |         |                |
| 28        |             |                                  |         |                |
| 29        |             |                                  |         |                |
| 30        |             |                                  |         |                |
| 31        |             |                                  |         |                |
| 32        |             |                                  |         |                |
| 33        |             |                                  |         |                |
| 34        |             |                                  |         |                |
| 35        |             |                                  |         |                |
| 36        |             |                                  |         |                |
| 37        |             |                                  |         |                |
| 38        |             |                                  |         |                |
| 39        |             |                                  |         |                |
| 40        |             |                                  |         |                |
| 41        |             |                                  |         |                |
| 42        |             |                                  |         |                |
| 43        |             |                                  |         |                |
| 44        |             |                                  |         |                |
| 45        |             |                                  |         |                |
| 46        |             |                                  |         |                |
| 47        |             |                                  |         |                |
| 48        |             |                                  |         |                |
| 49        |             |                                  |         |                |
| 50        |             |                                  |         |                |
| 51        |             |                                  |         |                |
| 52        |             |                                  |         |                |
| 53        |             |                                  |         |                |
| 54        |             |                                  |         |                |
| 55        |             |                                  |         |                |
| 56        |             |                                  |         |                |
| 57        |             |                                  |         |                |
| 58        |             |                                  |         |                |
| 59        |             |                                  |         |                |
| 60        |             |                                  |         |                |
| 61        |             |                                  |         |                |
| 62        |             |                                  |         |                |
| 63        |             |                                  |         |                |
| 64        |             |                                  |         |                |
| 65        |             |                                  |         |                |
| 66        |             |                                  |         |                |
| 67        |             |                                  |         |                |
| 68        |             |                                  |         |                |
| 69        |             |                                  |         |                |
| 70        |             |                                  |         |                |

**C**

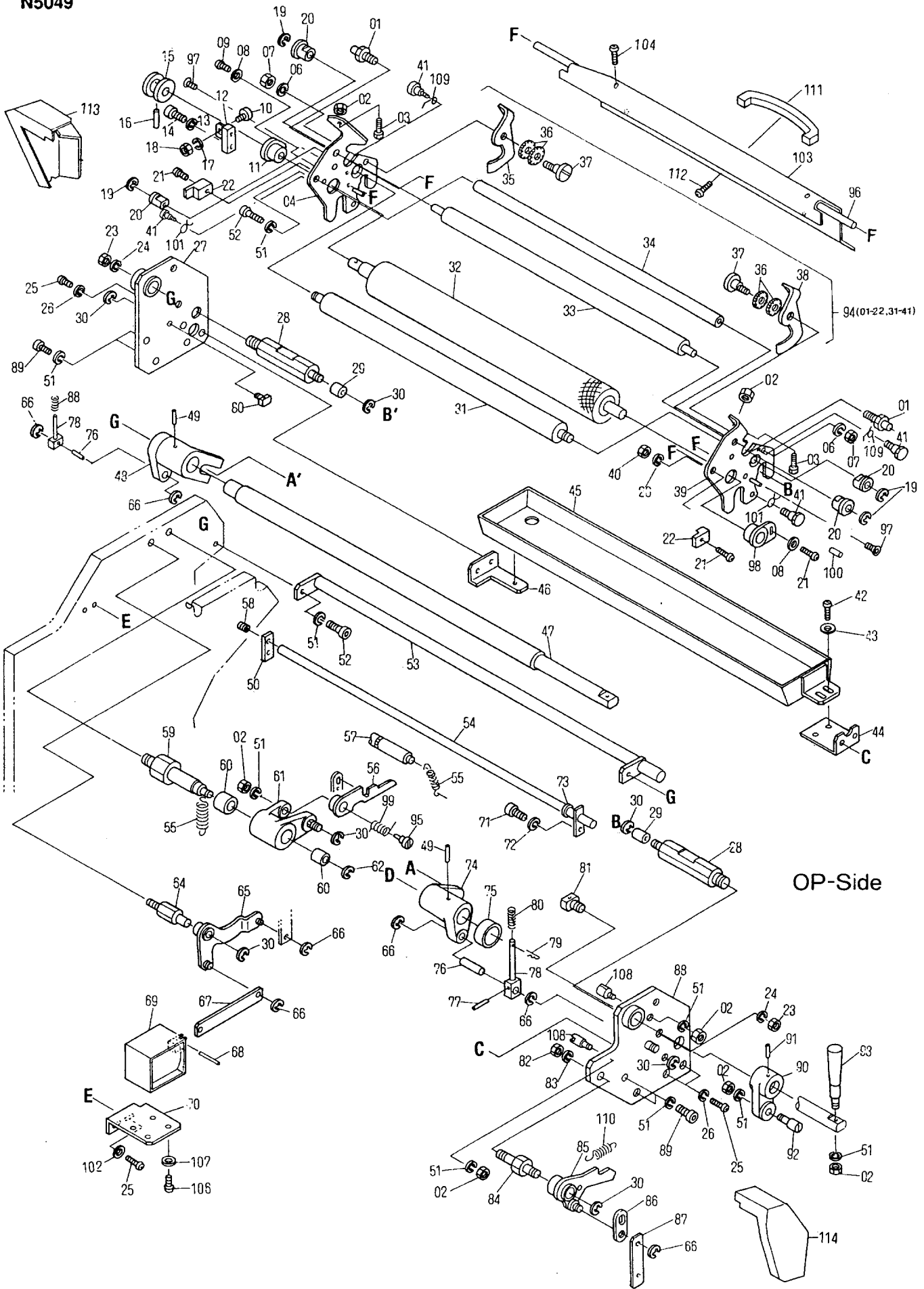




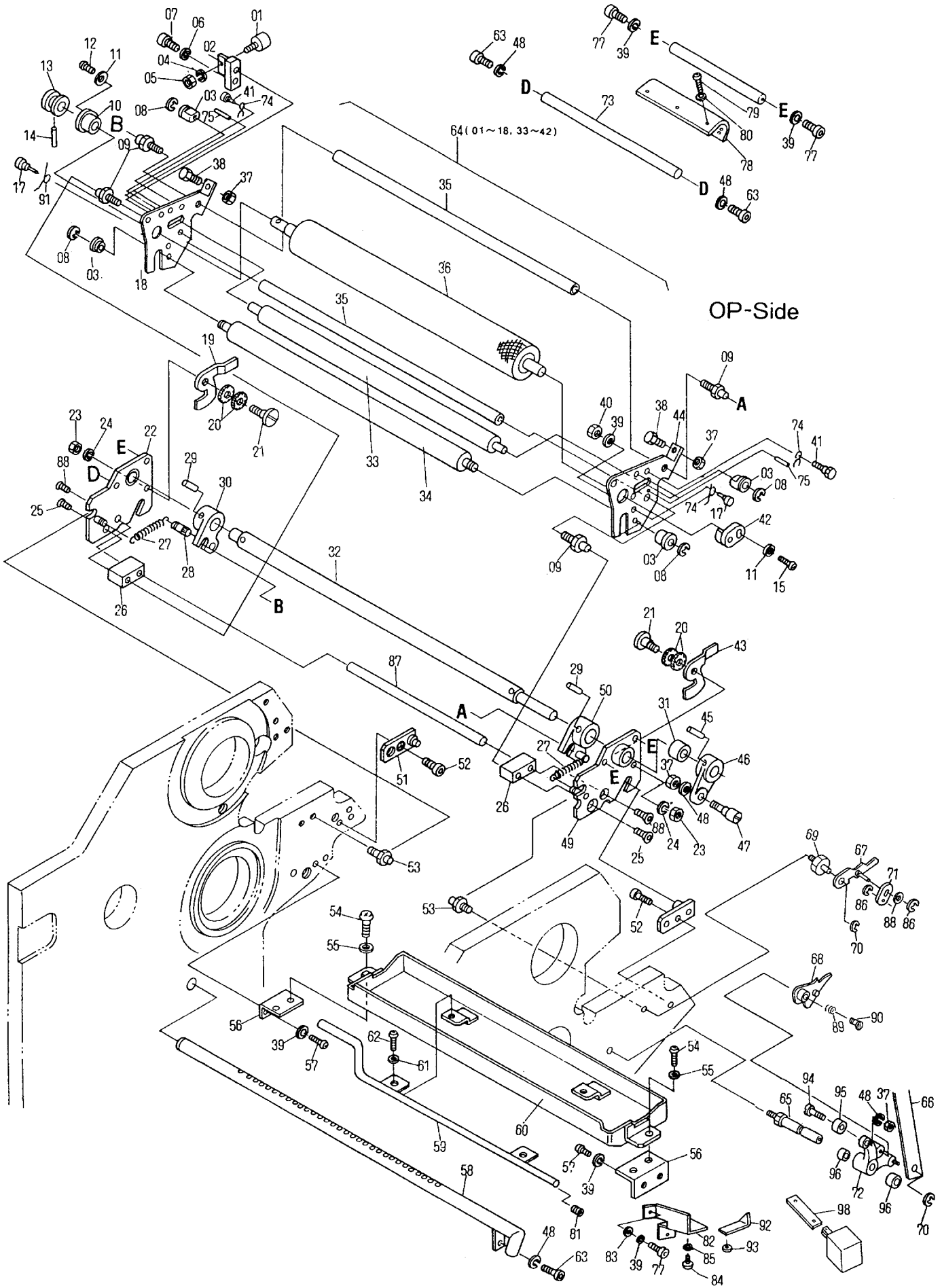
## Blanket Cleaner (Upper Unit)

N5049

| INDEX No. | Parts No.   | Description     | Remarks | Units Per Assy |
|-----------|-------------|-----------------|---------|----------------|
| 01        | 5103-09016  | Stud            |         | 2              |
| 02        | 170-106     | Nut             |         | 4              |
| 03        | 6903-09056  | Screw           |         | 2              |
| 04        | 6803-09044  | Frame           | NOP-S   | 1              |
| 06        | 180-106.01  | Lock Washer     |         | 2              |
| 07        | 170-106.01  | Nut             |         | 2              |
| 08        | 184-104     | Flat Washer     |         | 1              |
| 09        | 125-658     | Screw           |         | 1              |
| 10        | 5203-09006  | Roller Follower |         | 1              |
| 11        | 5103-09020  | Bushing         |         | 1              |
| 12        | 6803-09039  | Bracket         |         | 1              |
| 13        | 180-104     | Lock Washer     |         | 2              |
| 14        | 117-410     | Screw           |         | 2              |
| 15        | 5103-09017  | Cam             |         | 1              |
| 16        | 183-183     | Roll Pin        |         | 1              |
| 17        | 180-104.01  | Lock Washer     |         | 1              |
| 18        | 170-104.01  | Nut             |         | 1              |
| 19        | 181-406.01  | E-Ring          |         | 4              |
| 20        | 5103-09157  | Bushing         |         | 4              |
| 21        | 125-660     | Screw           |         | 1              |
| 23        | 170-110     | Nut             |         | 2              |
| 24        | 180-110     | Lock Washer     |         | 2              |
| 25        | 125-710     | Screw           |         | 6              |
| 26        | 180-105     | Lock Washer     |         | 8              |
| 27        | 6803-09034A | Frame           | NOP-S   | 1              |
| 28        | 6803-09018  | Stud            |         | 2              |
| 29        | 6803-09017  | Guide Roller    |         | 2              |
| 30        | 181-406     | E-Ring          |         | 7              |
| 31        | 6803-09036  | Mesh Roller     |         | 1              |
| 32        | 6803-09035  | Cleaning Roller |         | 1              |
| 33        | 6803-09037  | Squeeze Roller  |         | 1              |
| 34        | 6803-09008  | Spreader        |         | 1              |
| 35        | 6803-09048  | Lock Lever      |         | 1              |
| 36        | 5208-03027  | Washer          |         | 4              |
| 37        | 5208-03026  | Eccentric Pin   |         | 2              |
| 38        | 6803-09047  | Lock Lever      |         | 1              |
| 39        | 6803-09043  | Frame           | OP-S    | 1              |
| 40        | 170-105     | Nut             |         | 4              |
| 41        | 6803-09092  | Pin             |         | 4              |
| 42        | 125-158.01  | Screw           |         | 2              |
| 43        | 184-105.01  | Flat Washer     |         | 2              |
| 44        | 6803-09020  | Bracket         |         | 1              |
| 45        | 6803-09089  | Solvent Tray    |         | 1              |
| 46        | 6803-09077  | Bracket         |         | 1              |
| 47        | 6803-09057  | Shaft           |         | 1              |
| 48        | 6803-09031  | Arm             | NOP-S   | 1              |
| 49        | 5101-05030  | Roll Pin        |         | 2              |
| 50        | 6803-09091  | Rubber Plate    |         | 1              |
| 51        | 180-106     | Lock Washer     |         | 8              |
| 52        | 117-362     | Screw           |         | 2              |
| 53        | 6803-09069  | Nozzle          |         | 1              |
| 54        | 6803-09090  | Pipe            |         | 1              |
| 55        | F47-28-01-3 | Spring          |         | 1              |
| 56        | 6803-09003A | Lever           |         | 1              |
| 57        | CK08-37     | Spring Pin      |         | 1              |
| 58        | 145-508.01  | Set Screw       |         | 1              |
| 59        | 6803-09024  | Stud Screw      |         | 1              |
| 60        | 5203-02051  | Bushing         |         | 2              |
| 61        | 6803-09025A | Lever           |         | 1              |
| 62        | 181-412     | E-Ring          |         | 1              |
| 64        | 6803-09049  | Pin             |         | 1              |
| 65        | 6803-09051A | Lever           |         | 1              |
| 66        | 181-404     | E-Ring          |         | 4              |
| 67        | 6803-09050  | Link            |         | 1              |
| 68        | 183-166     | Roll Pin        |         | 1              |
| 69        | E09-30-07-3 | Solenoid        |         | 1              |
| 70        | 6803-09052  | Bracket         |         | 1              |



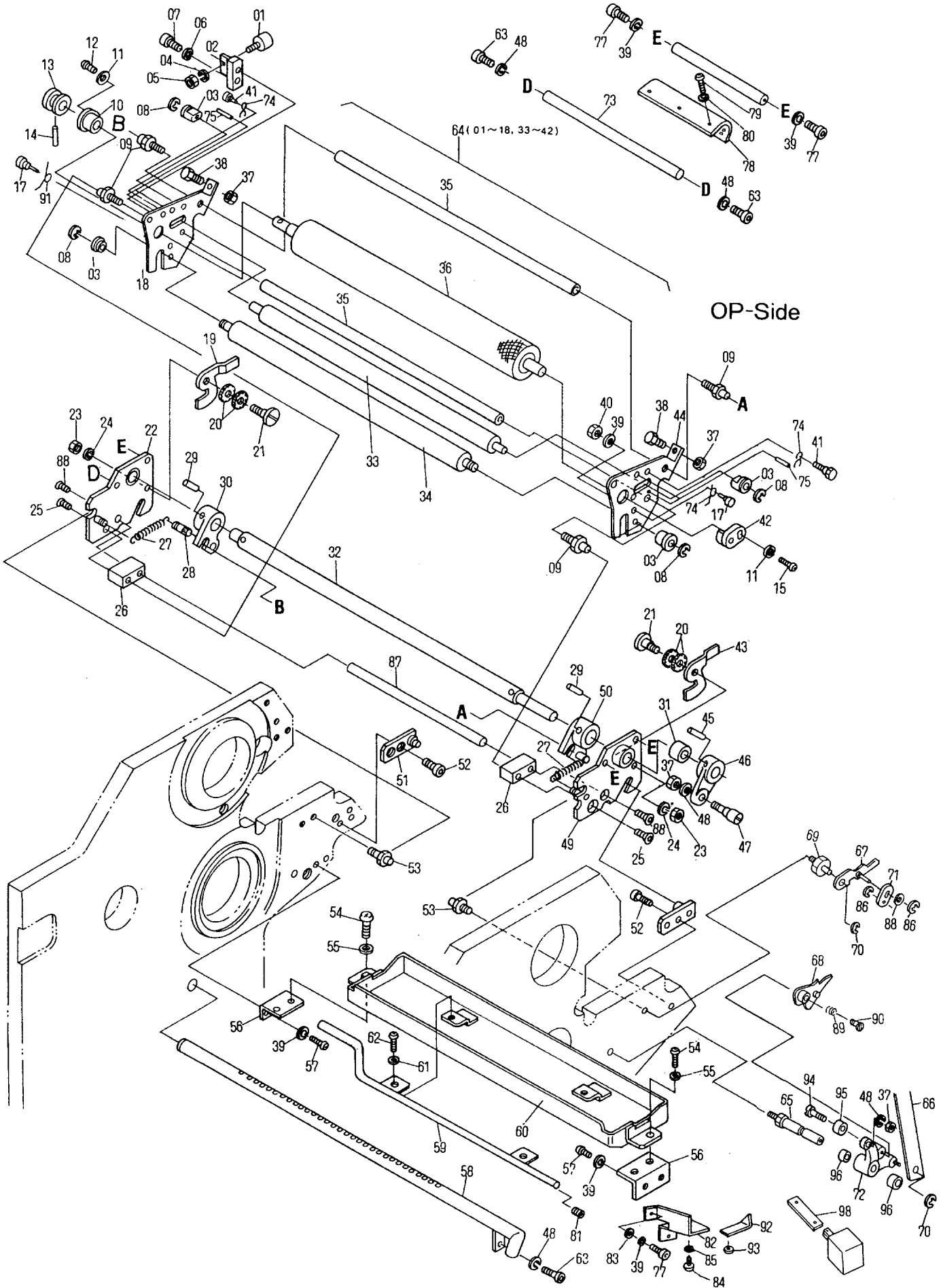




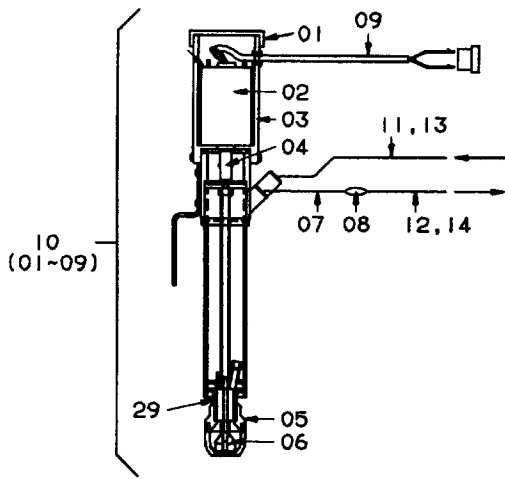
## Blanket Cleaner (Lower Unit)

N5050

| INDEX No. | Parts No.   | Description          | Remarks                   | Units Per Assy |
|-----------|-------------|----------------------|---------------------------|----------------|
| 01        | 5203-09006  | Roller Follower      |                           | 1              |
| 02        | 6803-09039  | Bracket              |                           | 1              |
| 03        | 5103-09157  | Bushing              |                           | 4              |
| 04        | 180-104.01  | Lock Washer          |                           | 1              |
| 05        | 170-104.01  | Nut                  |                           | 1              |
| 06        | 180-104     | Lock Washer          |                           | 2              |
| 07        | 117-410     | Screw                |                           | 2              |
| 08        | 181-406.01  | E-Ring               |                           | 4              |
| 09        | 6803-09013  | Stud                 |                           | 4              |
| 10        | 5103-09020  | Bushing              |                           | 1              |
| 11        | 184-104     | Locket Washer        |                           | 2              |
| 12        | 125-658     | Screw                |                           | 1              |
| 13        | 5103-09017  | Cam                  |                           | 1              |
| 14        | 183-183     | Roll Pin             |                           | 1              |
| 15        | 125-660     | Screw                |                           | 1              |
| 16        |             |                      |                           |                |
| 17        | 6803-09092  | Pin                  |                           | 2              |
| 18        | 6803-09055  | Frame                | NOP-S                     | 1              |
| 19        | 5802-03024  | Lock Lever           |                           | 1              |
| 20        | 5208-03027  | Washer               |                           | 4              |
| 21        | 5208-03026  | Eccentric Pin        |                           | 2              |
| 22        | 6803-09054A | Frame                | NOP-S                     | 1              |
| 23        | 170-106.01  | Nut                  |                           | 2              |
| 24        | 180-106.01  | Lock Washer          |                           | 2              |
| 25        | 122-762     | Screw                |                           | 2              |
| 26        | 6803-09016  | Block                |                           | 2              |
| 27        | ND-13       | Spring               |                           | 2              |
| 28        | M57-21-3    | Spring Pin           |                           | 2              |
| 29        | 5101-05030  | Roll Pin             |                           | 2              |
| 30        | 6803-09012A | Lever                | NOP-S                     | 1              |
| 31        | 243-619     | Bushing              |                           | 2              |
| 32        | 6803-09074  | Shaft                |                           | 1              |
| 33        | 6803-09036  | Mesh Roller          |                           | 1              |
| 34        | 6803-09037  | Squeeze Roller       |                           | 1              |
| 35        | 6803-09008  | Spreader             |                           | 2              |
| 36        | 6803-09035  | Cleaning Roller      |                           | 1              |
| 37        | 170-106     | Nut                  |                           | 5              |
| 38        | 6903-09056  | Screw                |                           | 2              |
| 39        | 180-105     | Lock Washer          |                           | 14             |
| 40        | 170-105     | Nut                  |                           | 4              |
| 41        | 5103-09158  | Pin                  |                           | 4              |
| 42        | 6803-09041  | Eccentric Bushing    |                           | 2              |
| 43        | 5208-03025  | Lock Lever           |                           | 1              |
| 44        | 6803-09056  | Frame                | OP-S                      | 1              |
| 45        | 183-208     | Roll Pin             |                           | 1              |
| 46        | 6803-09010  | Lever                |                           | 1              |
| 47        | U12-58-3    | Pin                  |                           | 1              |
| 48        | 180-106     | Lock Washer          |                           | 7              |
| 49        | 6803-09053A | Frame                | OP-S                      | 1              |
| 50        | 6803-09011A | Lever                | OP-S                      | 1              |
| 51        | 6803-09046A | Bracket              |                           | 2              |
| 52        | 117-510     | Screw                |                           | 4              |
| 53        | 6803-09015  | Stud                 |                           | 2              |
| 54        | 125-158.01  | Screw                |                           | 2              |
| 55        | 184-105.01  | Flat Washer          |                           | 2              |
| 56        | 6803-09064  | Bracket              |                           | 2              |
| 57        | 125-710     | Screw                |                           | 4              |
| 58        | 6803-09070  | Air Nozzle           |                           | 1              |
| 59        | 6803-09066  | Pipe                 |                           | 1              |
| 60        | 6803-09065  | Solvent Tray         |                           | 1              |
| 61        | 180-105.01  | Lock Washer          |                           | 2              |
| 62        | 125-710.01  | Screw                |                           | 2              |
| 63        | 117-362     | Screw                |                           | 3              |
| 64        | 6803-09056A | Blanket Cleaner Unit | (01-15, 33-42)<br>(Lower) | 1              |
| 65        | 6803-09001  | Stud                 |                           | 1              |
| 66        | 6803-09002  | Link                 |                           | 1              |
| 67        | 6803-09003A | Lever                |                           | 1              |
| 68        | 6803-09004B | Lever                |                           | 1              |
| 69        | 6803-09009  | Stud                 |                           | 1              |
| 70        | 181-406     | E-Ring               |                           | 2              |

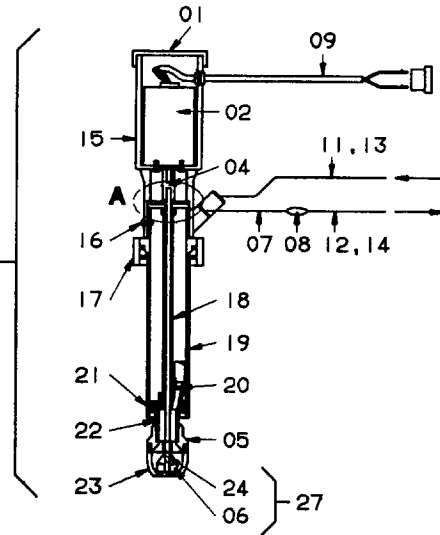




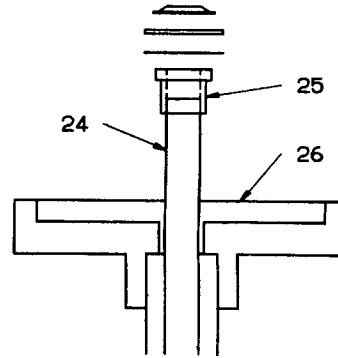


28  
(01, 02, 04,  
07-09, 15-26)

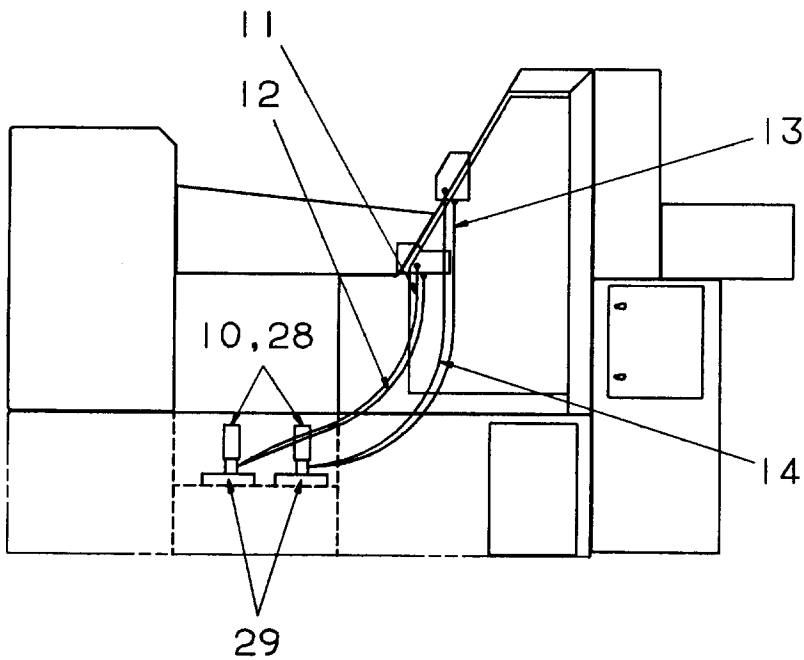
**OLD TYPE**



**NEW TYPE**



**DETAIL A**



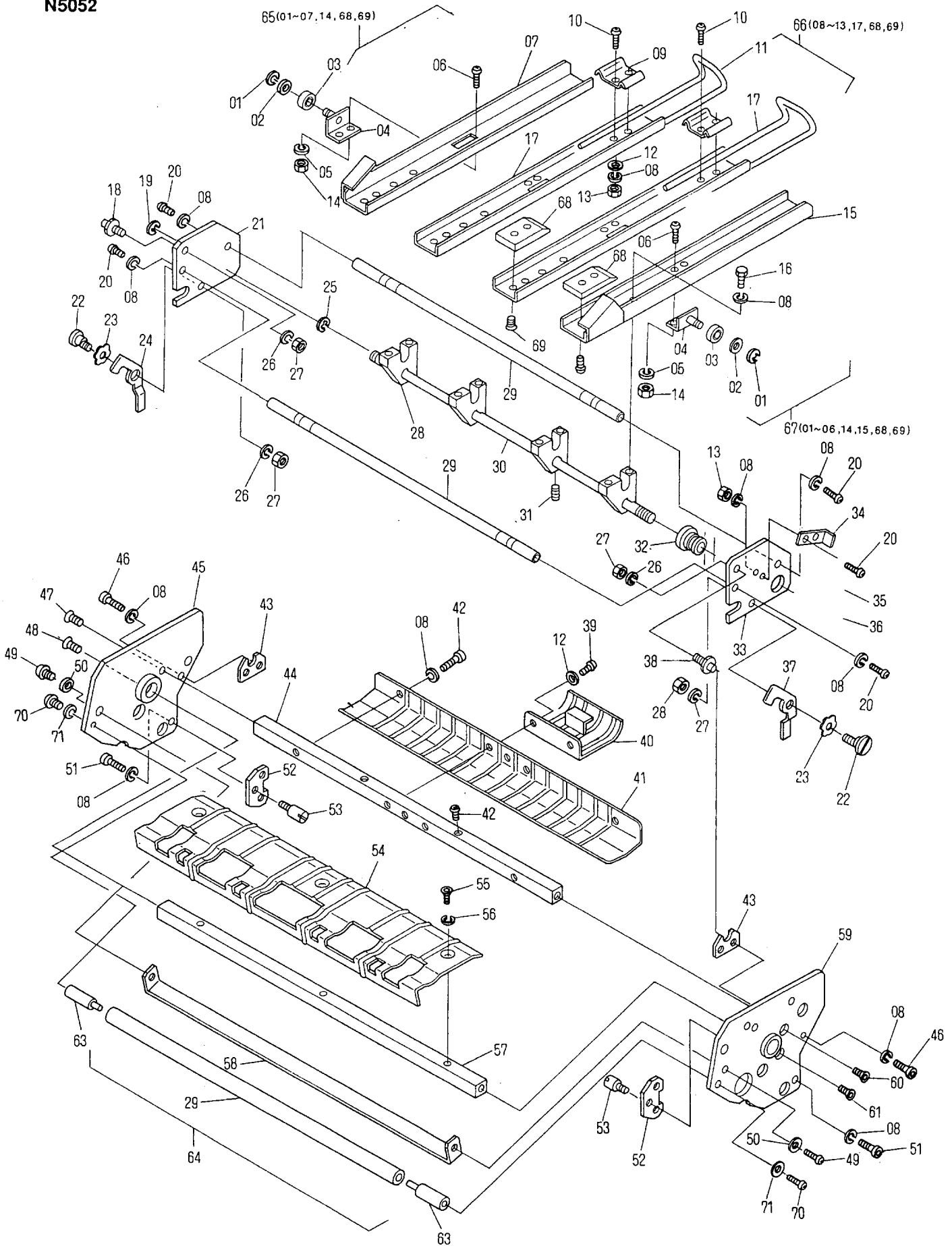


Pump for Blanket Cleaning Solvent

N5051

| INDEX No. | Parts No.   | Description                          | Remarks | Units Per Assy |
|-----------|-------------|--------------------------------------|---------|----------------|
| 01        | 6003-09047  | Cap                                  |         | 2              |
| 02        | E01-111-3   | Motor                                |         | 2              |
| 03        | 6003-09046  | Motor Case                           |         | 2              |
| 04        | 6003-09036  | Joint                                |         | 2              |
| 05        | 6003-09017  | Cap                                  |         | 2              |
| 06        | 6003-09019  | Fan                                  |         | 2              |
| 07        | 6003-09057  | Hose (φ5 × 200l)                     |         | 2              |
| 08        | 6003-09045  | Hose Union                           |         | 2              |
| 09        | E34-65-66-3 | Wire Assy                            |         | 2              |
| 10        | 6003-09035C | Pump Assy (01-09)                    |         | 2              |
| 11        | 7203-09161  | Hose (φ9)                            |         | 0              |
| 12        | 7203-09157  | Hose (φ5)                            |         | 0              |
| 13        | 7203-09182  | Hose (φ9)                            |         | 1              |
| 14        | 7203-09178  | Hose (φ5)                            |         | 1              |
| 15        | 6003-09064  | Motor Case                           |         | 1              |
| 16        | 6003-09059  | Screw                                |         | 6              |
| 17        | 6003-09071  | Cap                                  |         | 1              |
| 18        | 6003-09066  | Pipe                                 |         | 1              |
| 19        | 6003-09067  | Tube                                 |         | 1              |
| 20        | 6003-09070  | Hose Band                            |         | 1              |
| 21        | 6003-09058  | Screw                                |         | 5              |
| 22        | 6003-09048  | Pump Case                            |         | 1              |
| 23        | 6003-09018  | Cap                                  |         | 1              |
| 24        | 6003-09065  | Shaft                                |         | 1              |
| 25        | 6003-09069  | Bushing                              |         | 1              |
| 26        | 6003-09068  | Holder                               |         | 1              |
| 27        | 6003-09065A | Shaft with Fan                       |         | 1              |
| 28        | 6003-09064A | Pump Assy (01, 02, 04, 07-09, 15-26) |         | 1              |
| 29        | 6003-09061A | Can                                  |         | 1              |
| 30        |             |                                      |         |                |
| 31        |             |                                      |         |                |
| 32        |             |                                      |         |                |
| 33        |             |                                      |         |                |
| 34        |             |                                      |         |                |
| 35        |             |                                      |         |                |
| 36        |             |                                      |         |                |
| 37        |             |                                      |         |                |
| 38        |             |                                      |         |                |
| 39        |             |                                      |         |                |
| 40        |             |                                      |         |                |
| 41        |             |                                      |         |                |
| 42        |             |                                      |         |                |
| 43        |             |                                      |         |                |
| 44        |             |                                      |         |                |
| 45        |             |                                      |         |                |
| 46        |             |                                      |         |                |
| 47        |             |                                      |         |                |
| 48        |             |                                      |         |                |
| 49        |             |                                      |         |                |
| 50        |             |                                      |         |                |
| 51        |             |                                      |         |                |
| 52        |             |                                      |         |                |
| 53        |             |                                      |         |                |
| 54        |             |                                      |         |                |
| 55        |             |                                      |         |                |
| 56        |             |                                      |         |                |
| 57        |             |                                      |         |                |
| 58        |             |                                      |         |                |
| 59        |             |                                      |         |                |
| 60        |             |                                      |         |                |
| 61        |             |                                      |         |                |
| 62        |             |                                      |         |                |
| 63        |             |                                      |         |                |
| 64        |             |                                      |         |                |
| 65        |             |                                      |         |                |
| 66        |             |                                      |         |                |
| 67        |             |                                      |         |                |
| 68        |             |                                      |         |                |
| 69        |             |                                      |         |                |
| 70        |             |                                      |         |                |





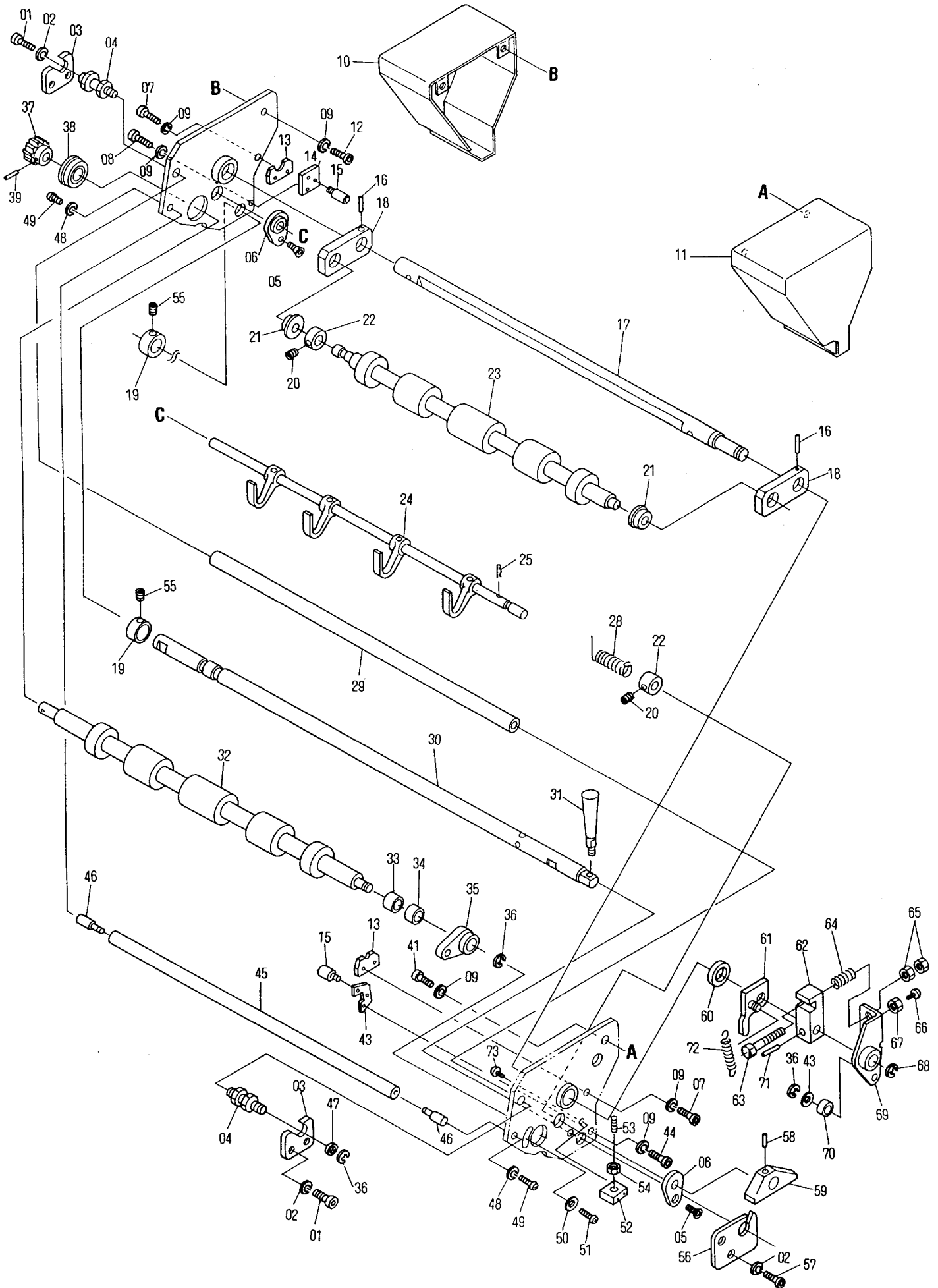
**Loading Device (Upper Unit)  
Ejection Mechanism**

**N5052**

| INDEX No. | Parts No.   | Description      | Remarks                 | Units Per Assy |
|-----------|-------------|------------------|-------------------------|----------------|
| 01        | 181-403     | E-Ring           |                         | 4              |
| 02        | 184-104     | Flat Washer      |                         | 4              |
| 03        | 250-104.6   | Bearing          |                         | 4              |
| 04        | X53-61-1A-3 | Bracket          |                         | 4              |
| 05        | 184-104.01  | Lock Washer      |                         | 8              |
| 06        | 125-658.01  | Screw            |                         | 8              |
| 07        | 6808-05144  | Guide Plate      |                         | 1              |
| 08        | 180-105.01  | Lock Washer      |                         | 24             |
| 09        | 5108-05013  | Plate Spring     |                         | 2              |
| 10        | 125-710.01  | Screw            |                         | 4              |
| 11        | 5108-05003  | Guide            |                         | 2              |
| 12        | 184-105.01  | Flat Washer      |                         | 4              |
| 13        | 170-105.01  | Nut              |                         | 4              |
| 14        | 170-104.01  | Nut              |                         | 16             |
| 15        | 6808-05143  | Guide Plate      |                         | 1              |
| 16        | 117-515.01  | Screw            |                         | 8              |
| 17        | 6808-05145  | Guide            |                         | 2              |
| 18        | 6808-05155  | Stud Bolt        |                         | 2              |
| 19        | 181-408.01  | E-Ring           |                         | 1              |
| 20        | 125-710.01  | Screw            |                         | 8              |
| 21        | 6808-05159  | Side Plate       | NOP-S                   | 1              |
| 22        | 6808-05196  | Eccentric Pin    |                         | 2              |
| 23        | 5208-03027  | Washer           |                         | 4              |
| 24        | 6808-05157  | Lock Lever       | OP-S                    | 1              |
| 25        | 181-408.01  | E-Ring           |                         | 8              |
| 26        | 180-106.01  | Lock Washer      |                         | 8              |
| 27        | 170-106.01  | Nut              |                         | 8              |
| 28        | 6808-05150  | Bracket          |                         | 4              |
| 29        | 6808-05147  | Shaft            |                         | 4              |
| 30        | 6808-05146  | Shaft            |                         | 1              |
| 31        | 145-506.01  | Set Screw        |                         | 4              |
| 32        | 6808-05149  | Bushing          |                         | 2              |
| 33        | 6808-05158  | Side Plate       | OP-S                    | 1              |
| 34        | 6808-05151  | Stopper          |                         | 1              |
| 35        | 145-404.01  | Set Screw        |                         | 4              |
| 36        | 6808-05148  | Knob             |                         | 2              |
| 37        | 6808-05156  | Lock Lever       | OP-S                    | 1              |
| 38        | 6808-05155  | Stud Bolt        |                         | 2              |
| 39        | 125-160.01  | Screw            |                         | 3              |
| 40        | 6808-05194  | Guide            |                         | 1              |
| 41        | 6808-05106  | Guide            |                         | 1              |
| 42        | 125-712.01  | Screw            |                         | 2              |
| 43        | 6808-05154  | Bracket          |                         | 2              |
| 44        | 6808-05069  | Spreader         |                         | 3              |
| 45        | 6808-05142  | Frame            | NOP-S                   | 1              |
| 46        | 125-718.01  | Screw            |                         | 4              |
| 47        | 122-112.01  | Screw            |                         | 4              |
| 48        | 122-162.01  | Screw            |                         | 1              |
| 49        | 125-710.01  | Screw            |                         | 2              |
| 50        | 184-105.01  | Flat Washer      |                         | 2              |
| 51        | 125-715.01  | Screw            |                         | 2              |
| 52        | 6808-05153  | Bracket          |                         | 2              |
| 53        | 6808-05152  | Pin              |                         | 2              |
| 54        | 6808-05027  | Guide            |                         | 1              |
| 55        | 122-162.01  | Screw            |                         | 1              |
| 57        | 6808-05006  | Spreader         |                         | 2              |
| 58        | 6808-05108  | Guide            |                         | 3              |
| 59        | 6808-05141  | Frame            | OP-S                    | 1              |
| 60        | 122-112.01  | Screw            |                         | 4              |
| 61        | 122-162.01  | Screw            |                         | 3              |
| 63        | X02-19-1A-3 | Stud Pin         |                         | 4              |
| 64        | 6808-05141C | Loading Unit     | (Upper)                 | 1              |
| 65        | 6808-05144A | Guide Plate Assy | (01~07, 14, 68, 69)     | 1              |
| 66        | 6808-05145A | Guide Plate Assy | (08~13, 17, 68, 69)     | 2              |
| 67        | 6808-05143A | Guide Plate Assy | (01~06, 14, 15, 68, 69) | 1              |
| 68        | 6808-05192  | Guide            |                         | 4              |
| 69        | 122-056.01  | Screw            |                         | 8              |
| 70        | 125-660.01  | Screw            |                         | 2              |
| 71        | 180-104.01  | Lock Washer      |                         | 2              |

**D**

N5053



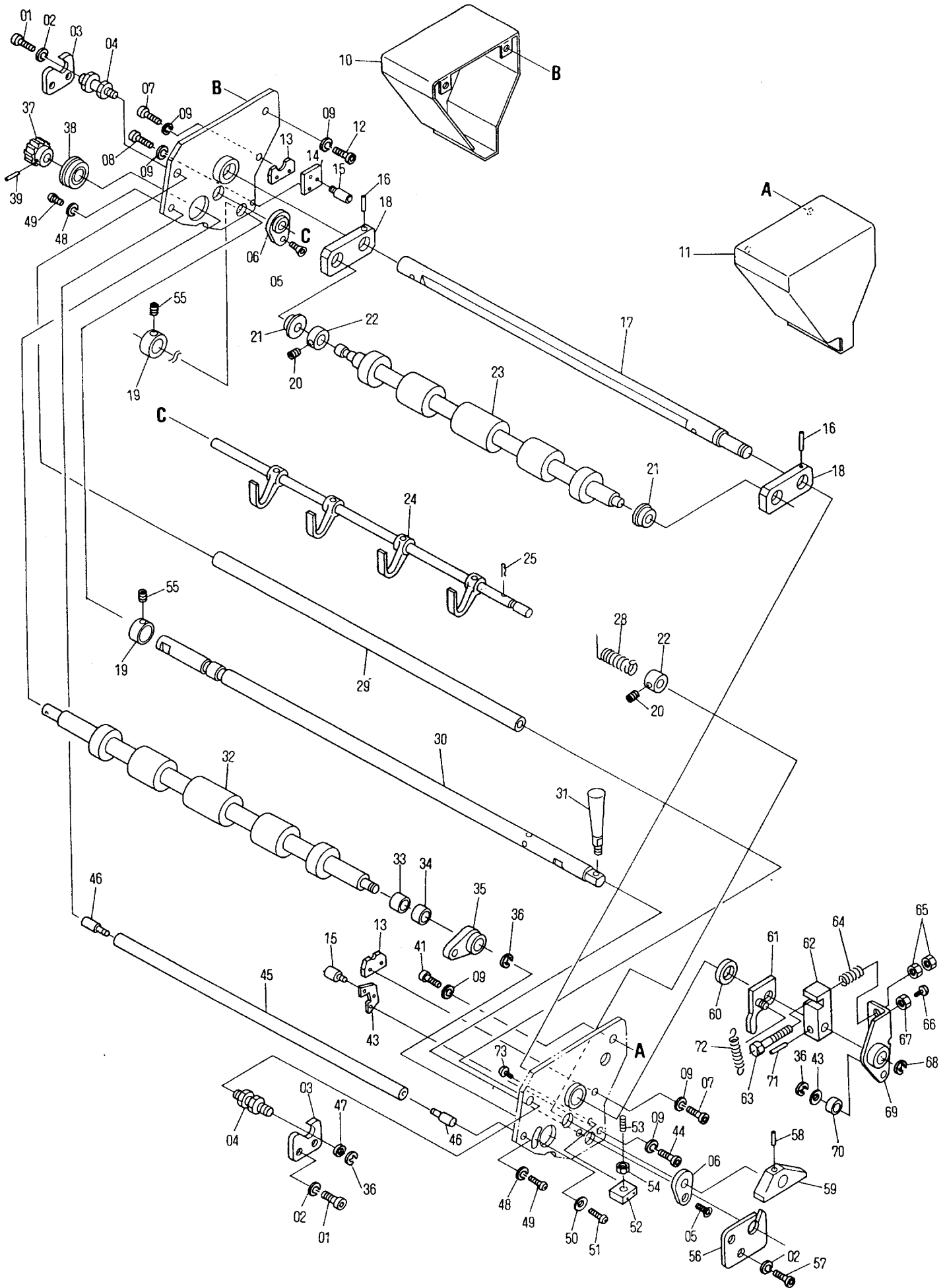
**Loading Device (Upper Unit)  
Insertion Mechanism**

**N5053**

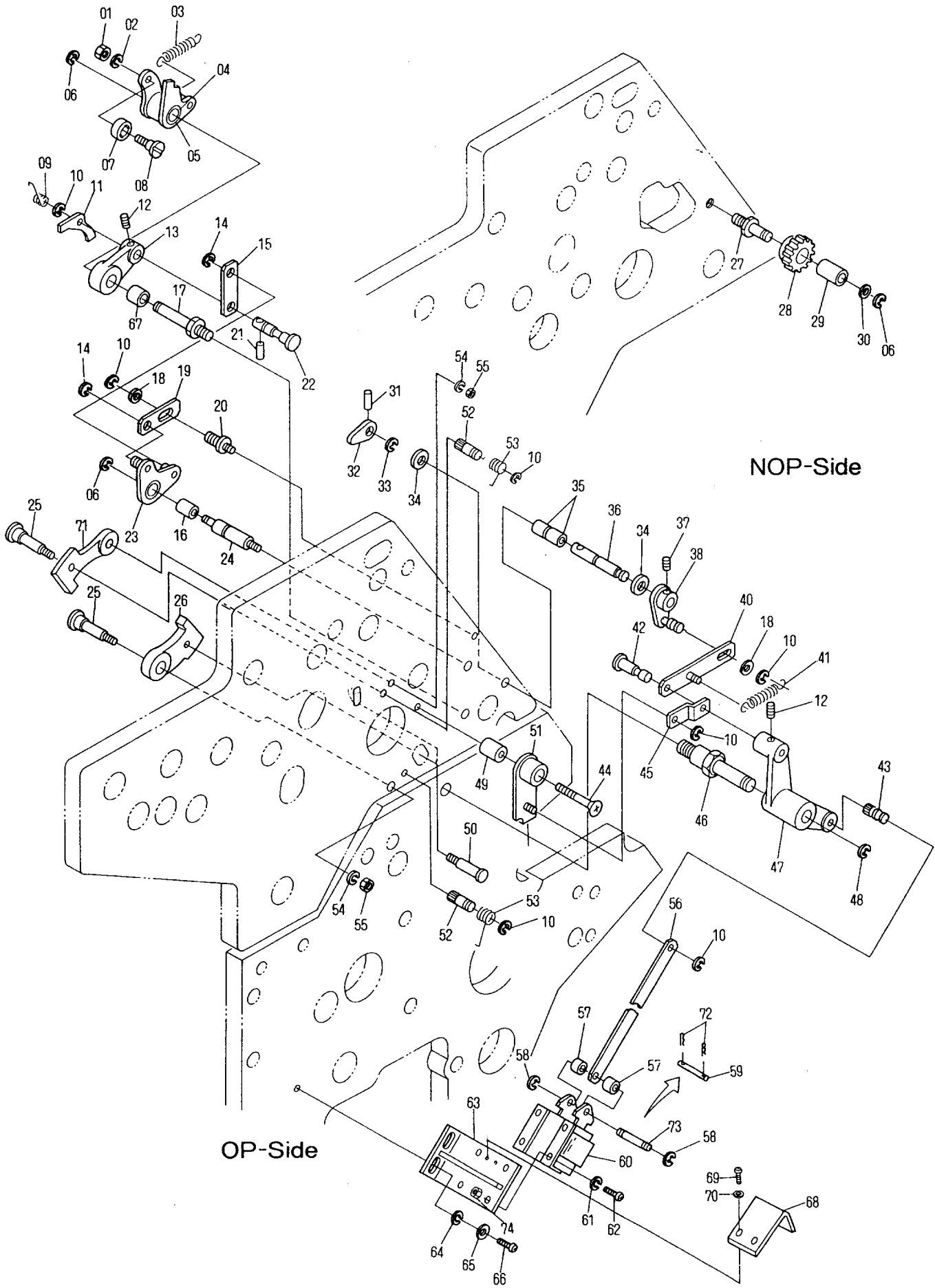
| INDEX No. | Parts No.   | Description    | Remarks        | Units Per Assy |
|-----------|-------------|----------------|----------------|----------------|
| 01        | 117-380     | Screw          |                | 4              |
| 02        | 180-106     | Lock Washer    |                | 8              |
| 03        | 6808-05031  | Bracket        |                | 2              |
| 04        | 6808-05056  | Screw          |                | 2              |
| 05        | 122-108.01  | Screw          |                | 2              |
| 06        | 6808-05126  | Bushing        |                | 2              |
| 07        | 125-708.01  | Screw          |                | 4              |
| 08        | 125-712.01  | Screw          |                | 2              |
| 09        | 180-105.01  | Lock Washer    |                | 12             |
| 10        | 6808-05161  | Cover          | NOP-S          | 1              |
| 11        | 6808-05160  | Cover          | OP-S           | 1              |
| 12        | 117-510.01  | Screw          |                | 6              |
| 13        | 6808-05154  | Bracket        |                | 2              |
| 14        | 6808-05189  | Bracket        |                | 1              |
| 15        | 6803-05152  | Pin            |                | 2              |
| 16        | 183-207     | Roll Pin       |                | 2              |
| 17        | 6808-05001  | Shaft          |                | 1              |
| 18        | 6808-05013  | Lever          |                | 2              |
| 19        | 5108-01021  | Collar         |                | 2              |
| 20        | 145-506     | Set Screw      |                | 2              |
| 21        | 5204-02016  | Bearing        |                | 2              |
| 22        | M04-46-3    | Collar         |                | 2              |
| 23        | 6808-05004  | Feed Roller    |                | 1              |
| 24        | 6808-05002A | Stopper Assy   |                | 1              |
| 25        | 183-744     | Cotter Pin     |                | 2              |
|           |             |                |                |                |
| 28        | M04-32-3    | Spring         |                | 1              |
| 29        | 6808-05005  | Spreader       |                | 1              |
| 30        | 6808-05188  | Shaft          |                | 1              |
| 31        | 5108-01020  | Lever          |                | 1              |
| 32        | 6808-05003A | Feed Roller    |                | 1              |
| 33        | 6808-05095  | Bushing        | Included in 32 | 1              |
| 34        | 6808-05096  | Needle Bearing | Included in 35 | 1              |
| 35        | 6808-05094A | Bushing        |                | 1              |
| 36        | 181-404     | E-Ring         |                | 1              |
| 37        | 6808-05040  | Gear           |                | 1              |
| 38        | 6003-02236  | Bearing        |                | 1              |
| 39        | 183-184     | Roll Pin       |                | 1              |
|           |             |                |                |                |
| 41        | 117-510.01  | Screw          |                |                |
|           |             |                |                |                |
| 43        | 6808-05153  | Bracket        |                | 1              |
| 44        | 125-715.01  | Screw          |                | 2              |
| 45        | 6808-05047  | Guide Roller   |                | 1              |
| 46        | X02-19-1A-3 | Pin            |                | 2              |
| 47        | 184-106     | Flat Washer    |                | 2              |
| 48        | 180-104.01  | Lock Washer    |                | 2              |
|           |             |                |                |                |
| 50        | 184-105.01  | Flat Washer    |                | 1              |
| 51        | 125-712.01  | Screw          |                | 1              |
| 52        | 6808-05097  | Block          |                | 1              |
| 53        | I18-59-1A-3 | Snubber        |                | 2              |
| 54        | I18-60-3    | Nut            |                | 1              |
| 55        | 145-404     | Set Screw      |                | 2              |
| 56        | 6808-05029  | Bracket        |                | 2              |
| 57        | 117-362     | Screw          |                | 4              |
| 58        | 5102-05045  | Roll Pin       |                | 1              |
| 59        | M04-30-3    | Cam            |                | 1              |
| 60        | 6808-05092  | Spacer         |                | 1              |
| 61        | 6808-05028A | Lever          |                | 1              |
| 62        | 6808-05010  | Lever          |                | 1              |
| 63        | M04-17-3    | Screw          |                | 1              |
| 64        | M04-18-3    | Spring         |                | 1              |
| 65        | 170-105     | Nut            |                | 2              |
| 66        | 125-665     | Screw          |                | 1              |
| 67        | 170-104     | Nut            |                | 1              |
| 68        | 181-408     | E-Ring         |                | 1              |
| 69        | 6808-05009A | Lever          |                | 1              |
| 70        | 250-126.6   | Bearing        |                | 1              |

**D**

N5053

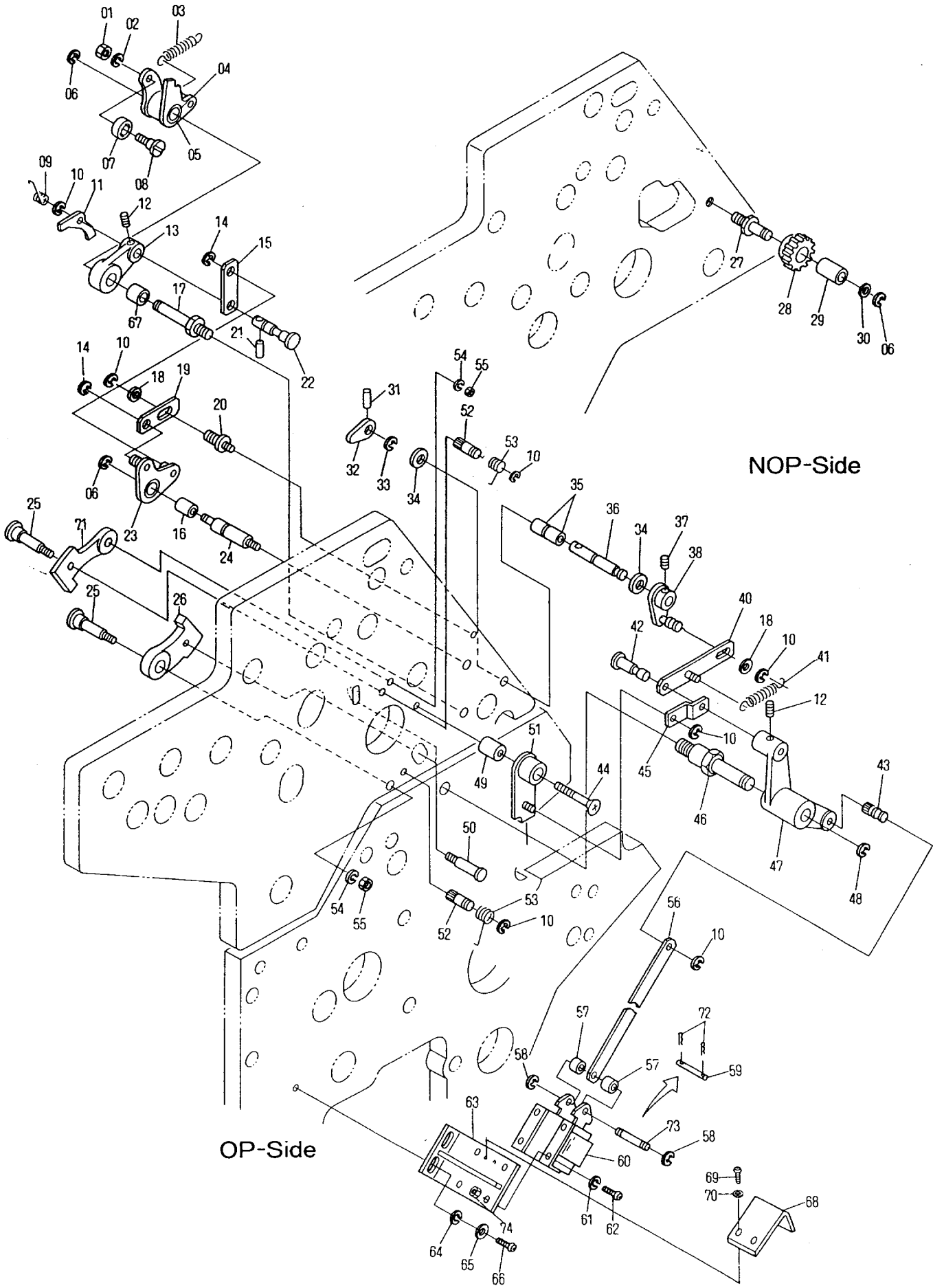






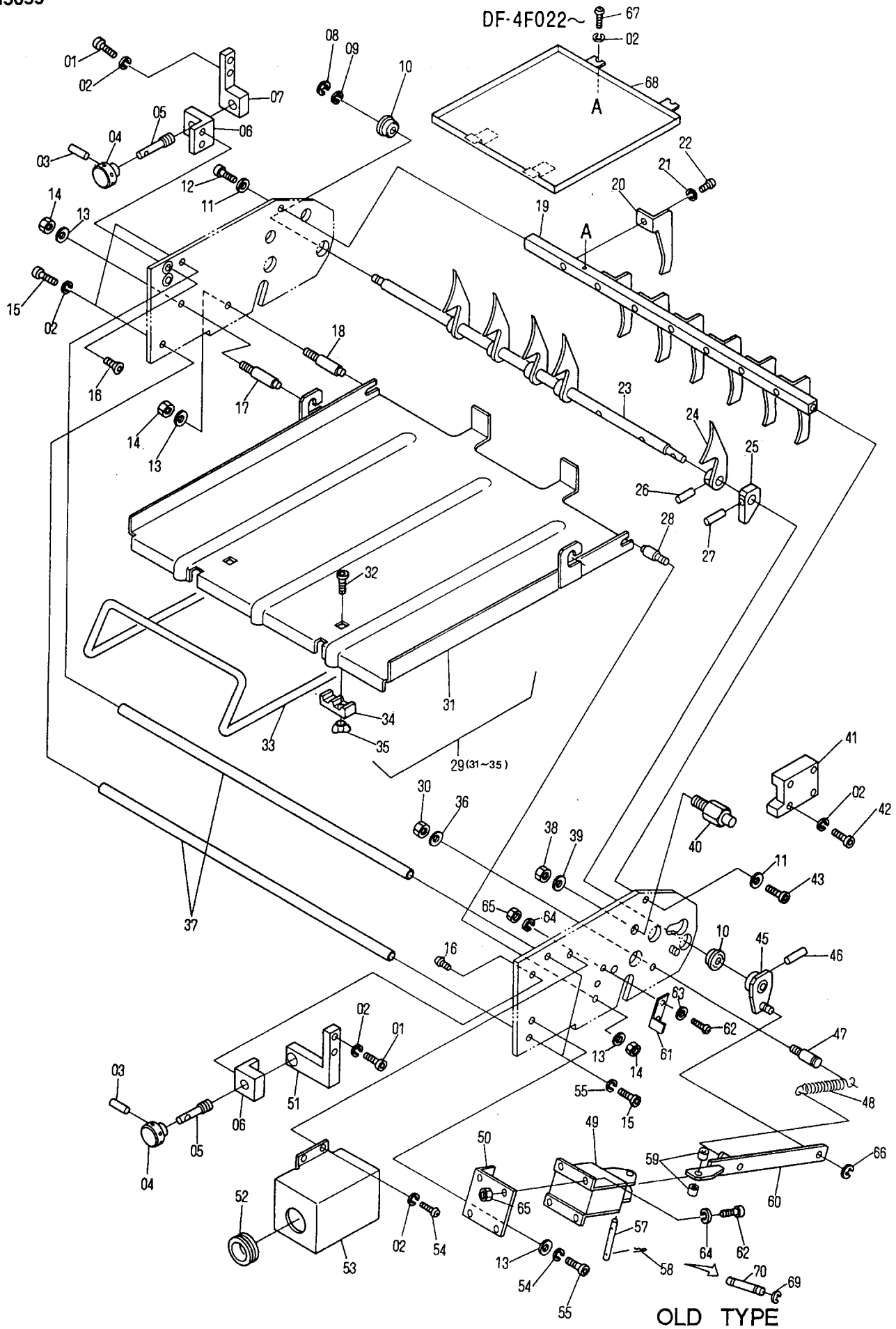


| INDEX No. | Parts No.   | Description | Remarks        | Units Per Assy |
|-----------|-------------|-------------|----------------|----------------|
| 01        | 170-105.01  | Nut         |                | 2              |
| 02        | 180-105.01  | Lock Washer |                | 2              |
| 03        | 104-30-3    | Spring      |                | 1              |
| 04        | CK08-57     | Bushing     |                | 2              |
| 05        | 6808-05032A | Lever       |                | 1              |
| 06        | 181-408     | E-Ring      |                | 3              |
| 07        | 250-127.6   | Bearing     |                | 2              |
| 08        | 5108-05066  | Bearing Pin |                | 1              |
| 09        | 6808-05091  | Spring      |                | 1              |
| 10        | 181-404     | E-Ring      |                | 4              |
| 11        | 6808-05035  | Ratch       |                | 1              |
| 12        | 145-505     | Set Screw   |                | 2              |
| 13        | 6808-05033A | Lever       |                | 1              |
| 14        | 181-406     | E-Ring      |                | 1              |
| 15        | 6808-05012  | Lever       |                | 1              |
| 16        | 243-614     | Bushing     |                | 1              |
| 17        | 6808-05076  | Stud Pin    |                | 1              |
| 18        | 184-106     | Flat Washer |                | 2              |
| 19        | 6808-05011  | Lever       |                | 1              |
| 20        | 6808-05057  | Pin         |                | 1              |
| 21        | 183-743     | Cotter Pin  |                | 1              |
| 22        | 6808-05019  | Pin         |                | 1              |
| 23        | 6808-05014A | Lever       |                | 1              |
| 24        | 6808-05058  | Pin         |                | 1              |
| 25        | 6808-05084  | Stud Bolt   |                | 1              |
| 26        | 5102-04070  | Lever       |                | 1              |
| 27        | 6808-05024  | Pin         |                | 1              |
| 28        | 6808-05043A | Gear        |                | 1              |
| 29        | 5801-05033  | Bushing     | Included in 28 | 1              |
| 30        | 184-110     | Flat Washer |                | 1              |
| 31        | 183-183     | Roll Pin    |                | 1              |
| 32        | 6808-05018  | Kicker      |                | 1              |
| 33        | 181-406     | E-Ring      |                | 1              |
| 34        | 184-108     | Flat Washer |                | 1              |
| 35        | 243-609     | Bushing     |                | 2              |
| 36        | 6808-05022  | Pin         |                | 1              |
| 37        | 141-506     | Set Screw   |                | 1              |
| 38        | 6808-05038A | Lever       |                | 1              |
| 39        |             |             |                | 0              |
| 40        | 6808-05016A | Link        |                | 1              |
| 41        | EM04-25     | Spring      |                | 1              |
| 42        | 6808-05021  | Pin         |                | 1              |
| 43        | 6808-05037  | Pin         |                | 1              |
| 44        | 122-185     | Screw       |                |                |
| 45        | 6808-05015  | Link        |                | 1              |
| 46        | 6808-05020  | Pin         |                | 1              |
| 47        | 6808-05007  | Lever       |                | 1              |
| 48        | 181-410     | E-Ring      |                | 1              |
| 49        | 5103-08078  | Bushing     |                | 1              |
| 50        | 6808-05086  | Pin         |                | 1              |
| 51        | 5102-13007A | Lever       |                | 1              |
| 52        | 224-0620.01 | Pin         | Included in 26 | 1              |
| 53        | 6808-05199  | Spring      |                | 1              |
| 54        | 180-108     | Lock Washer |                | 4              |
| 55        | 170-108     | Nut         |                | 4              |
| 56        | 6808-05017  | Link        |                | 1              |
| 57        | 5203-09065  | Spacer      |                | 2              |
| 58        | 181-403     | E-Ring      | Old Type       | 2              |
| 59        | 6808-05202  | Pin         | New Type       | 1              |
| 60        | E09-64-3    | Solenoid    |                | 1              |
| 61        | 180-104     | Lock Washer |                | 4              |
| 62        | 125-656     | Screw       |                | 4              |
| 63        | 6808-05201  | Bracket     |                | 1              |
| 64        | 184-105     | Flat Washer |                | 2              |
| 65        | 180-105     | Lock Washer |                | 2              |
| 66        | 125-712     | Screw       |                | 2              |
| 67        | 5801-05033  | Bushing     | Included in 13 | 1              |
| 68        | 5103-08116  | Stopper     |                | 1              |
| 69        | 125-606     | Screw       |                | 2              |
| 70        | 184-103     | Flat Washer |                | 2              |





DF-4F022~



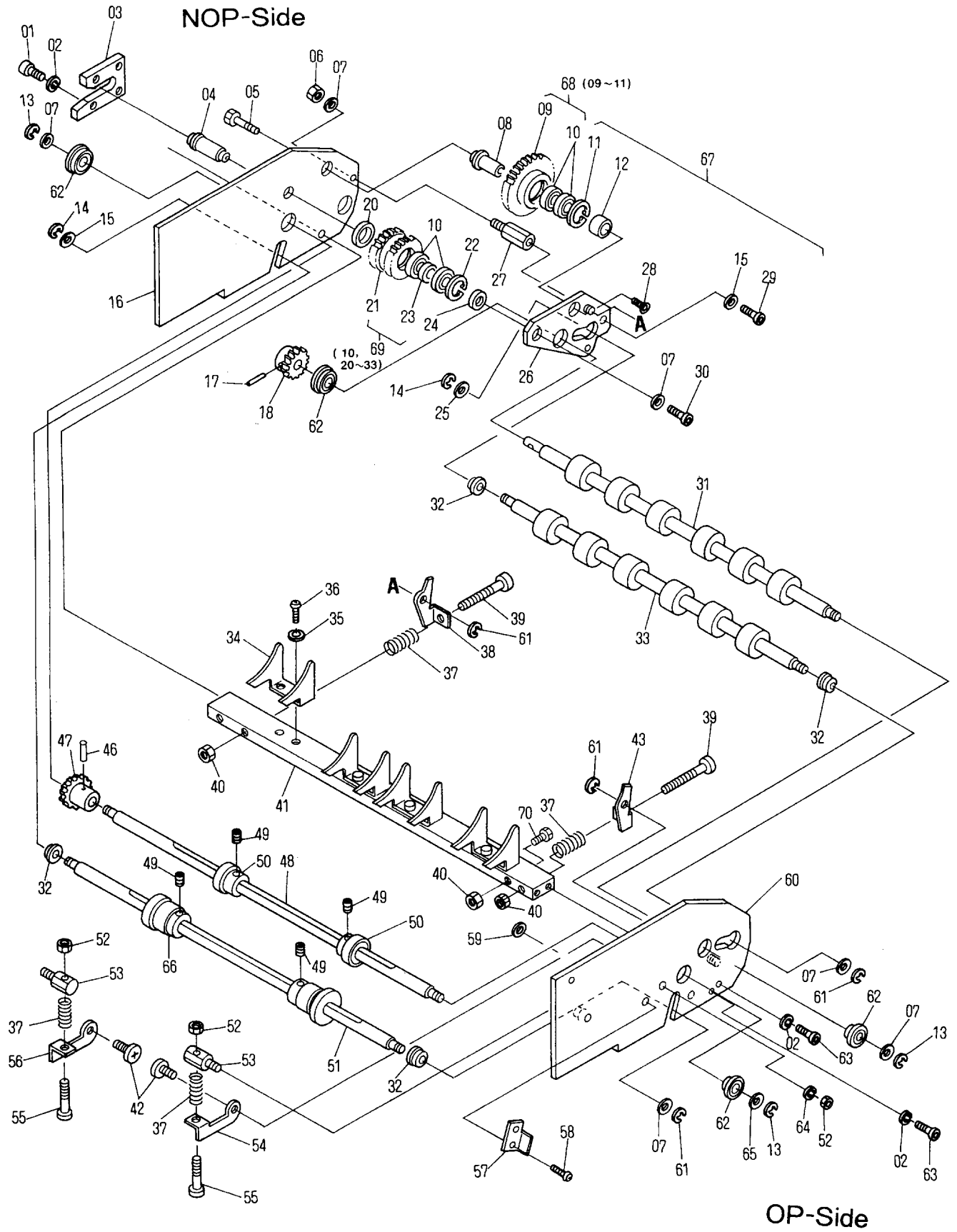
OLD TYPE

**Loading Device (Upper Unit)  
Ejection Mechanism**

**N5055**

| INDEX No. | Parts No.   | Description             | Remarks | Units Per Assy |
|-----------|-------------|-------------------------|---------|----------------|
| 01        | 117-515     | Screw                   |         | 3              |
| 02        | 180-105     | Lock Washer             |         | 9              |
| 03        | 183-140     | Roll Pin                |         | 2              |
| 04        | 6808-08063  | Knob                    |         | 2              |
| 05        | 6808-08028  | Bolt                    |         | 2              |
| 06        | 6808-08062  | Block                   |         | 2              |
| 07        | 6808-08060  | Block                   | NOP-S   | 1              |
| 08        | 181-406.01  | C-Ring                  |         | 1              |
| 09        | 184-108.01  | Flat Washer             |         | 1              |
| 10        | 5204-02016  | Bearing                 |         | 12             |
| 11        | 184-105     | Flat Washer             |         | 2              |
| 12        | 117-365.01  | Screw                   |         | 2              |
| 13        | 184-105.01  | Flat Washer             |         |                |
| 14        | 170-105.01  | Nut                     |         | 2              |
| 15        | 117-512.01  | Screw                   |         |                |
| 16        | 122-110     | Screw                   |         | 5              |
| 17        | 6808-08099  | Stud Pin                |         | 1              |
| 18        | 6808-08098  | Stud Pin                |         | 1              |
| 19        | 6808-08080  | Spreader                |         | 1              |
| 20        | 6808-08082  | Guide                   |         | 7              |
| 21        | 180-104.01  | Screw                   |         | 7              |
| 22        | 125-110.01  | Lock Washer             |         | 7              |
| 23        | 6808-08081  | Shaft                   |         | 1              |
| 24        | 6808-08083  | Guide Bracket           |         | 5              |
| 25        | 6808-08084  | Stopper                 |         | 1              |
| 26        | 183-186     | Roll Pin                |         | 5              |
| 27        | 183-184     | Roll Pin                |         | 1              |
| 28        | 6808-08096  | Stud Pin                |         | 1              |
| 29        | 6808-08102A | Eject Tray Assy (31-35) |         | 1              |
| 30        | 170-104     | Nut                     |         | 4              |
| 31        | 6808-08102  | Eject Tray              |         | 1              |
| 32        | H12-15-3    | Screw                   |         | 2              |
| 33        | 6808-08046  | Guide                   |         | 2              |
| 34        | X54-14-3    | Block                   |         | 2              |
| 35        | 163-105     | Wing Nut                |         | 2              |
| 36        | 180-104     | Lock Washer             |         |                |
| 37        | 6808-08029  | Spreader                |         | 2              |
| 38        | 170-108     | Nut                     |         | 1              |
| 39        | 184-108     | Flat Washer             |         | 1              |
| 40        | 6808-08103  | Pin                     | OP-S    | 1              |
| 41        | 6808-08104  | Block                   | OP-S    | 1              |
| 42        | 117-530     | Screw                   |         | 4              |
| 43        | 117-365     | Screw                   |         |                |
| 44        | 5204-02016  | Bearing                 |         | 0              |
| 45        | 6808-08093A | Lever                   |         | 1              |
| 46        | 183-183     | Roll Pin                |         | 1              |
| 47        | 6808-08106  | Pin                     | OP-S    | 1              |
| 48        | 5202-11036  | Spring                  |         | 1              |
| 49        | E09-59-3    | Solenoid (SA-2401)      |         | 1              |
| 50        | 6808-08095  | Bracket                 |         | 1              |
| 51        | 6808-08061  | Block                   | OP-S    | 1              |
| 52        | 6808-08065  | Grommet                 |         | 1              |
| 53        | 6808-08064  | Solenoid Cover          |         | 1              |
| 54        | 125-712     | Screw                   |         | 2              |
| 55        | 180-105.01  | Lock Washer             |         | 6              |
| 56        | 117-515.01  | Screw                   |         | 2              |
| 57        | 6808-08114  | Pin                     |         | 1              |
| 58        | 6801-03014  | Snap Pin                |         | 2              |
| 59        | X10-29-3    | Spacer                  |         | 2              |
| 60        | 6808-08094A | Lever                   |         | 1              |
| 61        | 6808-08108  | Stopper                 |         | 1              |
| 62        | 125-660     | Screw                   |         | 2              |
| 63        | 184-104     | Flat Washer             |         | 2              |
| 64        | 180-104     | Lock Washer             |         | 2              |
| 65        | 170-104     | Nut                     |         | 2              |
| 66        | 181-404     | E-Ring                  |         | 1              |
| 67        | 125-710.01  | Screw                   |         | 2              |
| 68        | 6803-07036  | Tray DF-4F022-          |         | 1              |
| 69        | 181-403     | E-Ring Old Type         |         | 2              |
| 70        | 5203-09064  | Pin Old Type            |         | 1              |

**D**

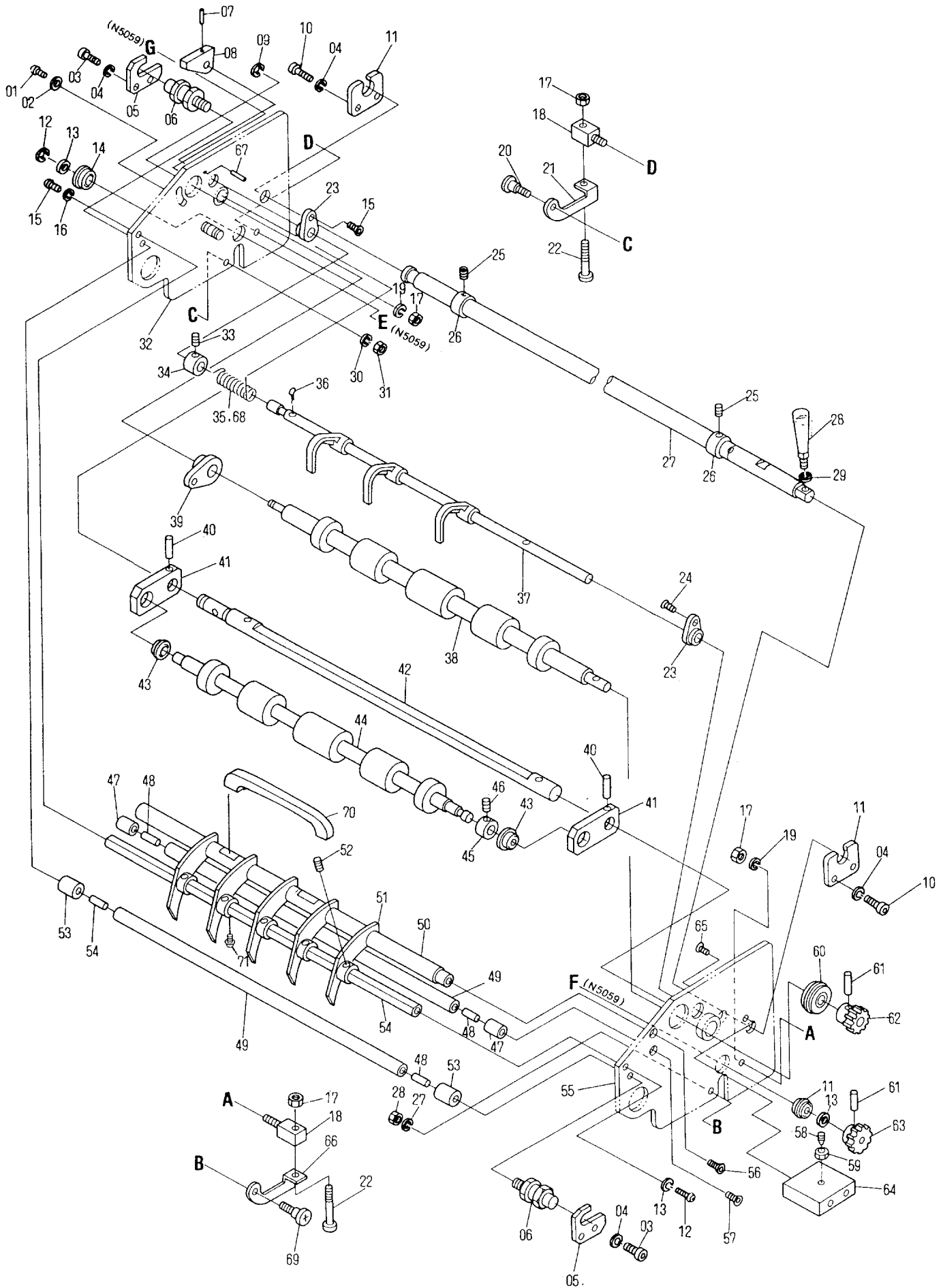


**Loading Device (Upper Unit)  
Ejection Mechanism**

**N5056**

| INDEX No. | Parts No.   | Description        | Remarks      | Units Per Assy |
|-----------|-------------|--------------------|--------------|----------------|
| 01        | 117-530     | Screw              |              | 4              |
| 02        | 180-105     | Lock Washer        |              | 12             |
| 03        | 6808-08105  | Block              |              | 1              |
| 04        | 6808-08074  | Stud Pin           |              | 1              |
| 05        | 125-712     | Screw              |              | 1              |
| 06        | 170-106.01  | Nut                |              | 4              |
| 07        | 184-106.01  | Flat Washer        |              | 11             |
| 08        | 6808-08072  | Stud               |              | 1              |
| 09        | 6808-08070  | Gear               |              | 2              |
| 10        | 250-150.6   | Bearing            |              | 4              |
| 11        | 181-222     | C-Ring             |              | 1              |
| 12        | 6808-08073  | Spacer             |              | 1              |
| 13        | 181-406.01  | E-Ring             |              | 2              |
| 14        | 181-404     | E-Ring             |              | 4              |
| 15        | 184-106     | Flat Washer        |              | 6              |
| 16        | 6808-08067  | Frame              | NOP-S        | 1              |
| 17        | 183-204     | Roll Pin           |              | 1              |
| 18        | 6808-08092  | Gear               |              | 1              |
| 19        | 5204-02016  | Bearing            |              | 0              |
| 20        | 6808-08091  | Spacer             |              | 1              |
| 21        | 6808-08071  | Gear               |              | 1              |
| 22        | 181-222     | C-Ring             |              | 1              |
| 23        | 6808-08075  | Spacer             |              | 1              |
| 24        | 6808-08076  | Spacer             |              | 1              |
| 25        | 184-106     | Flat Washer        |              | 1              |
| 26        | 6808-08068A | Side Plate         | NOP-S        | 1              |
| 27        | 6808-08077  | Stud               |              |                |
| 28        | 122-112     | Screw              |              | 1              |
| 29        | 117-365     | Screw              |              | 2              |
| 30        | 117-362.01  | Screw              |              | 1              |
| 31        | 6808-08078  | Feed Roller        |              | 1              |
| 32        | 124-91-3    | Bushing            |              | 4              |
| 33        | 6808-08079  | Feed Roller        |              | 1              |
| 34        | 6808-08085  | Guide Bracket      |              | 4              |
| 35        | 180-105.01  | Lock Washer        |              | 10             |
| 36        | 125-162.01  | Screw              |              | 8              |
| 37        | 5208-02026  | Spring             |              | 4              |
| 38        | 6808-08087  | Lever              | NOP-S        | 1              |
| 39        | 6808-08088  | Adjustment Screw   |              | 2              |
| 40        | 170-105     | Nut                |              | 3              |
| 41        | 6808-08069  | Spreader           |              | 1              |
| 42        | 6808-08111  | Screw              |              | 2              |
| 43        | 6808-08086  | Lever              | OP-S         | 1              |
| 44        | 180-104.01  | Lock Washer        |              | 2              |
| 45        | 170-104.01  | Nut                |              | 2              |
| 46        | 183-185.01  | Roll Pin           |              | 1              |
| 47        | 5108-05037  | Gear               |              | 1              |
| 48        | 6808-08011  | Shaft              |              | 1              |
| 49        | 145-508.01  | Set Screw          |              | 1              |
| 50        | 5108-06010  | Upper Eject Roller |              | 2              |
| 51        | 6808-08012  | Shaft              |              | 1              |
| 52        | 170-105.01  | Nut                |              | 6              |
| 53        | 5208-02010  | Pivot Pin          |              | 2              |
| 54        | 6808-08089  | Lever              | OP-S         | 1              |
| 55        | 5208-02025  | Bolt               |              | 2              |
| 56        | 6808-08090  | Lever              | NOP-S        | 1              |
| 57        | 6808-08108  | Stopper            |              | 1              |
| 58        | 125-660     | Screw              |              | 2              |
| 59        | 184-104     | Flat Washer        |              | 2              |
| 60        | 6808-08066A | Frame              | OP-S         | 1              |
| 61        | 181-404.01  | E-Ring             |              | 8              |
| 62        | 5204-02016  | Bearing            |              | 10             |
| 63        | 117-512     | Screw              |              | 4              |
| 64        | 180-105.01  | Lock Washer        |              | 2              |
| 65        | 184-108.01  | Flat Washer        |              | 2              |
| 66        | 5108-06011  | Lower Eject Roller |              | 2              |
| 67        | 6808-08066B | Loading Unit Assy  | (Upper Unit) | 1              |
| 68        | 6808-08070A | Gear Assy          | (09-11)      | 1              |
| 69        | 6808-08071A | Gear Assy          | (10, 20-23)  | 1              |
| 70        | 6808-08115  | Screw              |              | 1              |

**D**



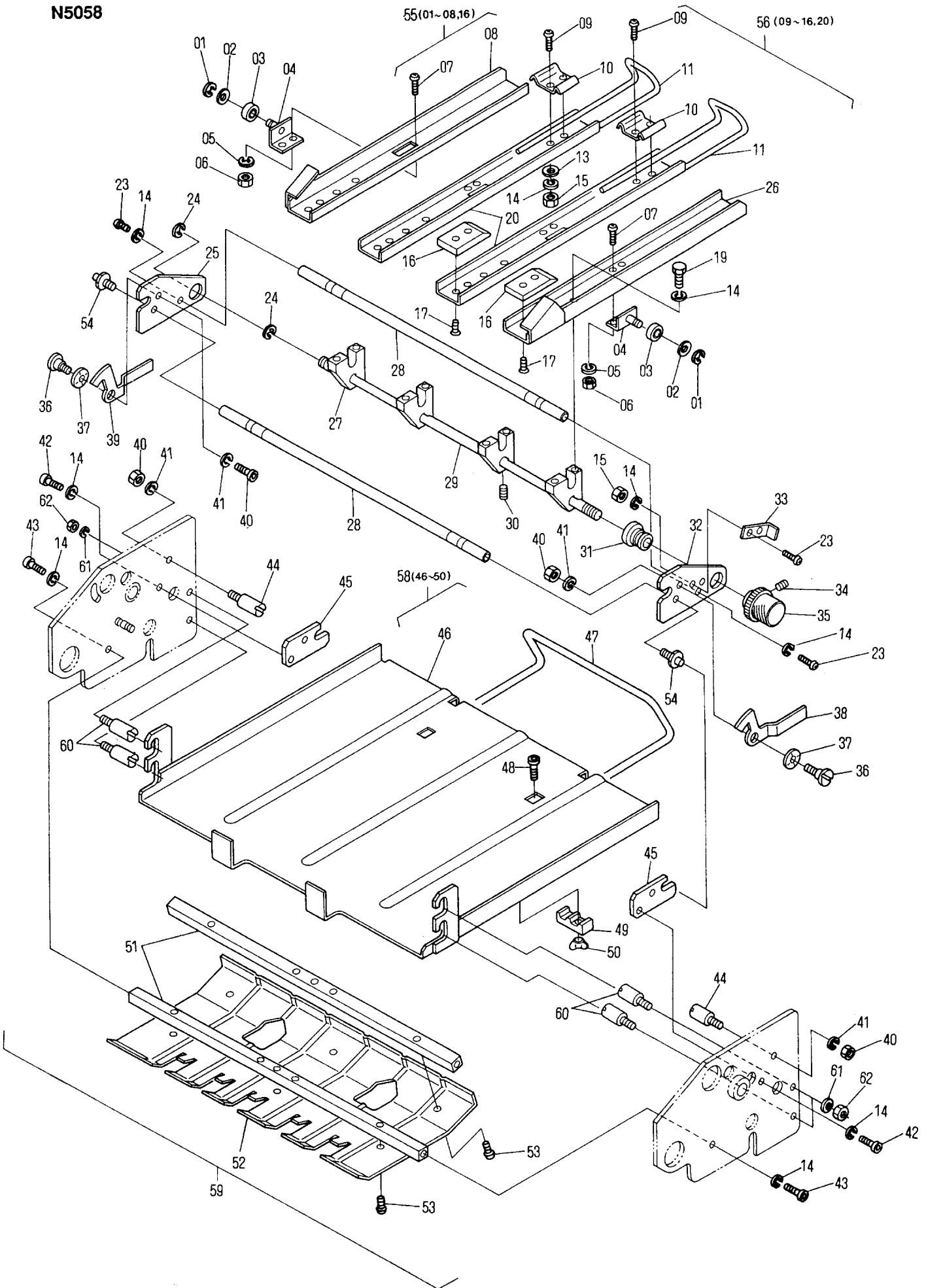


**Loading Device (Lower Unit)  
Insertion Mechanism**

**N5057**

| INDEX No. | Parts No.   | Description      | Remarks   | Units Per Assy |
|-----------|-------------|------------------|-----------|----------------|
| 01        | 125-712.01  | Screw            |           | 2              |
| 02        | 184-105.01  | Flat Washer      |           | 4              |
| 03        | 117-380     | Screw            |           | 4              |
| 04        | 180-106     | Lock Washer      |           | 10             |
| 05        | 6808-05055  | Bracket          |           | 2              |
| 06        | 6808-05056  | Pin              |           | 2              |
| 07        | 5102-05045  | Roll Pin         |           | 1              |
| 08        | M04-30-3    | Cam              |           | 1              |
| 09        | 181-404     | E-Ring           |           | 3              |
| 10        | 117-362     | Screw            |           | 4              |
| 11        | 6808-05054  | Mounting Bracket |           | 2              |
| 12        | 181-406     | E-Ring           |           | 1              |
| 13        | 184-106     | Flat Washer      |           | 2              |
| 14        | 5204-02016  | Bearing          |           | 2              |
| 15        | 125-662     | Screw            |           | 2              |
| 16        | 180-104     | Lock Washer      |           | 2              |
| 17        | 170-105.01  | Nut              |           | 4              |
| 18        | 5208-02010  | Stud Pin         |           | 2              |
| 19        | 180-105.01  | Lock Washer      |           | 2              |
| 20        | 6808-08111  | Screw            |           | 2              |
| 21        | 6808-08090  | Lever            | NOP-S     | 1              |
| 22        | 6808-08109  | Adjustment Screw |           | 2              |
| 23        | 6808-05126  | Bushing          |           | 2              |
| 24        | 122-108     | Screw            |           | 4              |
| 25        | 145-358     | Set Screw        |           | 2              |
| 26        | R11-78-3    | Coller           |           | 2              |
| 27        | 6808-05105  | Locking Shaft    |           | 1              |
| 28        | 5108-01020  | Handle           |           | 1              |
| 29        | 180-105     | Lock Washer      |           | 1              |
| 30        | 180-104.01  | Lock Washer      |           | 3              |
| 31        | 170-104.01  | Nut              |           | 2              |
| 32        | 6808-05113  | Frame            | NOP-S     | 1              |
| 33        | 145-506     | Set Screw        |           | 1              |
| 34        | M04-46-3    | Coller           |           | 1              |
| 35        | M04-32-3    | Spring           | ~DF-3E046 | 1              |
| 36        | 183-744     | Cotter Pin       |           | 1              |
| 37        | 6808-05002A | Head Stop Assy   |           | 1              |
| 38        | 6808-05003A | Feed Roller Assy |           | 1              |
| 39        | 6808-05094A | Bracket          |           | 1              |
| 40        | 183-207     | Roll Pin         |           | 2              |
| 41        | 6803-05013  | Lever            |           | 2              |
| 42        | 6808-05001  | Shaft            |           | 1              |
| 43        | 5204-02016  | Bearing          |           | 2              |
| 44        | 6808-05004  | Feed Roller      |           | 1              |
| 45        | M04-46-3    | Coller           |           | 1              |
| 46        | 145-506     | Set Screw        |           | 1              |
| 47        | X02-19-3    | Stud             |           | 4              |
| 48        | X02-58-3    | Pin              |           | 4              |
| 49        | 6808-05047  | Guide Roller     |           | 2              |
| 50        | 6808-05187  | Spreader         |           | 1              |
| 51        | 5108-05029A | Guide            |           | 5              |
| 52        | 145-404.01  | Set Screw        |           | 2              |
| 53        | 6808-05098  | Stud             |           | 2              |
| 54        | 6808-05045  | Spreader         |           | 1              |
| 55        | 6808-05112B | Frame            | OP-S      | 1              |
| 56        | 116-20-3    | Screw            |           | 1              |
| 57        | 122-060.01  | Screw            |           | 4              |
| 58        | 118-59-1A-3 | Snubber          |           | 1              |
| 59        | 118-60-3    | Nut              |           | 1              |
| 60        | 6003-02236  | Bearing          |           | 1              |
| 61        | 183-184     | Roll Pin         |           | 2              |
| 62        | 6808-05040  | Gear             |           | 1              |
| 63        | 6808-05042  | Gear             |           | 1              |
| 64        | 6808-05097  | Block            |           | 1              |
| 65        | 122-112     | Screw            |           | 2              |
| 66        | 6808-08089  | Lever            | OP-S      | 1              |
| 67        | 183-187.01  | Roll Pin         | DF-3E047~ | 1              |
| 68        | 6808-05203  | Spring           | DF-3E047~ | 1              |
| 69        | 6808-08118  | Screw            |           | 1              |
| 70        | 5103-09136  | Knob             | DF-3E026- | 1              |
| 71        | 125-765.01  | Screw            |           | 2              |

**D**

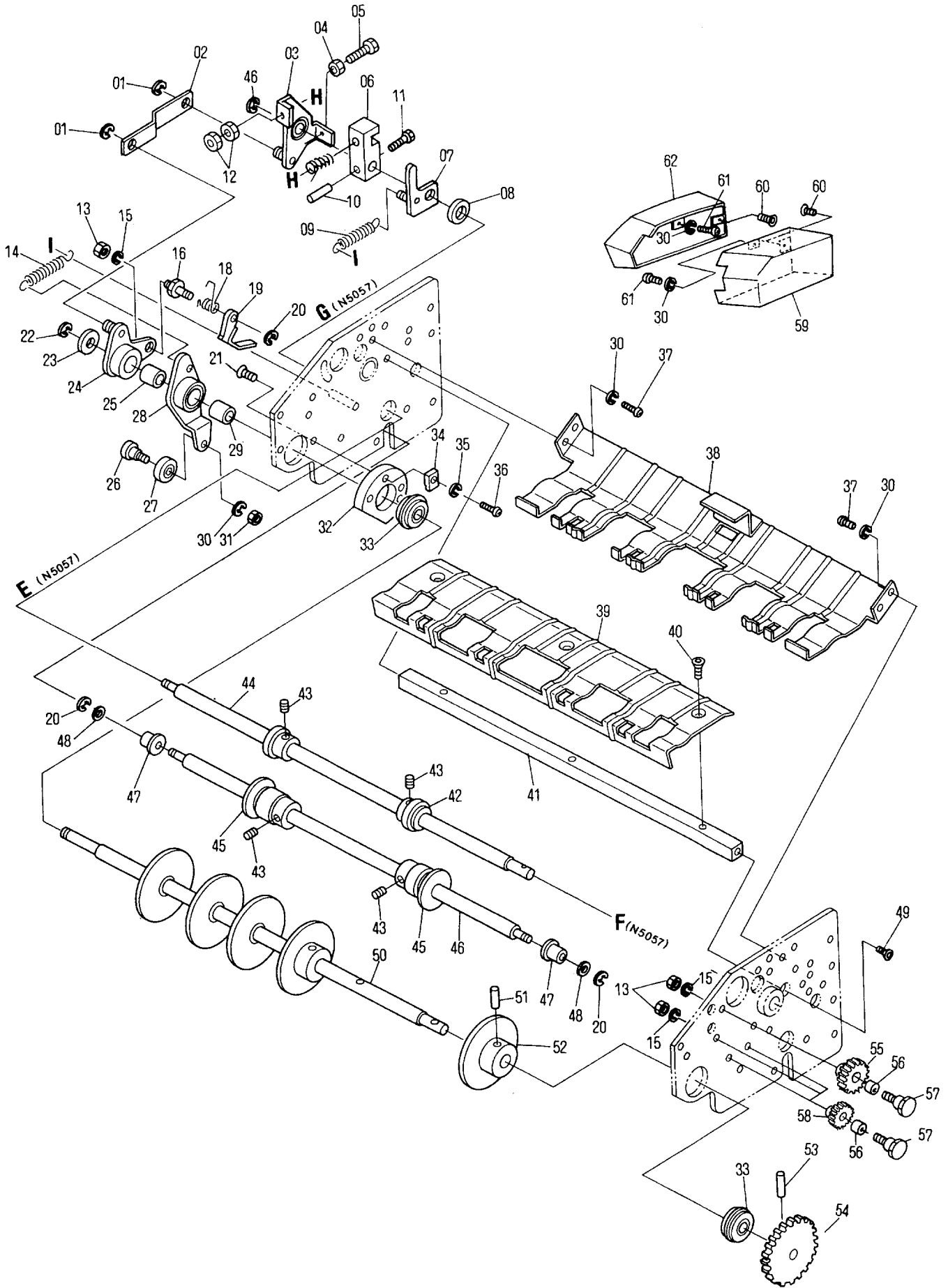


**Loading Device Section (Lower Unit)  
Loading Mechanism**

**N5058**

| INDEX No. | Parts No.   | Description                      | Remarks | Units Per Assy |
|-----------|-------------|----------------------------------|---------|----------------|
| 01        | 181-403     | E-Ring                           |         | 4              |
| 02        | 184-104     | Flat Washer                      |         | 4              |
| 03        | 250-104.6   | Bearing                          |         | 4              |
| 04        | X53-61-1A-3 | Bracket                          |         | 4              |
| 05        | 180-104.01  | Lock Washer                      |         | 8              |
| 06        | 170-104.01  | Nut                              |         | 8              |
| 07        | 125-658.01  | Screw                            |         | 8              |
| 08        | 6808-05144  | Guide                            | NOP-S   | 1              |
| 09        | 125-710.01  | Screw                            |         | 4              |
| 10        | 5108-05013  | Plate Spring                     |         | 2              |
| 11        | 5108-05003  | Guide                            |         | 2              |
|           |             |                                  |         |                |
| 13        | 184-105.01  | Flat Washer                      |         | 4              |
| 14        | 180-105.01  | Lock Washer                      |         | 16             |
| 15        | 170-105.01  | Nut                              |         | 4              |
| 16        | 6808-05192  | Guide                            |         | 4              |
| 17        | 122-056.01  | Screw                            |         | 8              |
|           |             |                                  |         |                |
| 19        | 101-510.01  | Screw                            |         | 8              |
| 20        | 6808-05145  | Guide Plate                      |         | 2              |
|           |             |                                  |         | 8              |
|           |             |                                  |         |                |
| 23        | 125-710.01  | Screw                            |         | 2              |
| 24        | 181-408.01  | E-Ring                           |         | 2              |
| 25        | 6808-05181  | Side Plate                       | NOP-S   | 1              |
| 26        | 6808-05143  | Guide Plate                      | OP-S    | 1              |
| 27        | 6808-05150  | Bracket                          |         | 4              |
| 28        | 6808-05147  | Shaft                            |         | 2              |
| 29        | 6808-05146  | Shaft                            |         | 1              |
| 30        | 145-506.01  | Set Screw                        |         | 4              |
| 31        | 6808-05149  | Bracket                          |         | 1              |
| 32        | 6808-05180  | Side Plate                       | OP-S    | 1              |
| 33        | 6808-05151  | Plate Spring                     |         | 1              |
| 34        | 145-404.01  | Set Screw                        |         | 2              |
| 35        | 6808-05148  | Knob                             |         | 1              |
| 36        | 6808-05196  | Eccentric Pin                    |         | 2              |
| 37        | 5208-03027  | Wave Washer                      |         | 2              |
| 38        | 6808-05178  | Hook                             | OP-S    | 1              |
| 39        | 6808-05179  | Hook                             | NOP-S   | 1              |
| 40        | 170-106.01  | Nut                              |         | 6              |
| 41        | 180-106.01  | Lock Washer                      |         | 6              |
| 42        | 117-518.01  | Screw                            |         | 4              |
| 43        | 117-512.01  | Screw                            |         | 4              |
| 44        | 6808-05177  | Stud Pin                         |         | 2              |
| 45        | 6808-05182  | Bracket                          |         | 2              |
| 46        | 6808-05107  | Eject Tray                       |         | 1              |
| 47        | 6808-08046  | Guide                            |         | 1              |
| 48        | H12-15-3    | Screw                            |         | 2              |
| 49        | X54-14-3    | Block                            |         | 2              |
| 50        | 163-105     | Wing Nut                         |         | 2              |
| 51        | 6808-05069  | Cross Bar                        |         | 2              |
| 52        | 6808-05104  | Guide Plate                      |         | 1              |
| 53        | 122-510.01  | Screw                            |         | 6              |
| 54        | 6808-05183  | Stud Bolt                        |         | 2              |
| 55        | 6808-05144A | Guide Plate Assy (01-08, 16)     | NOP-S   | 1              |
| 56        | 6808-05145A | Guide Plate Assy (09-16, 20)     |         | 2              |
| 57        | 6808-05143A | Guide Plate Assy (01-07, 16, 26) | OP-S    | 1              |
| 58        | 6808-05107A | Eject Tray Assy (46-50)          |         | 1              |
| 59        | 6808-05112D | Loading Unit Assy                |         | 1              |
| 60        | A14-02-3    | Pin                              |         | 4              |
| 61        | 180-106     | Lock Washer                      |         | 4              |
| 62        | 170-106     | Nut                              |         | 4              |
| 63        |             |                                  |         |                |
| 64        |             |                                  |         |                |
| 65        |             |                                  |         |                |
| 66        |             |                                  |         |                |
| 67        |             |                                  |         |                |
| 68        |             |                                  |         |                |
| 69        |             |                                  |         |                |
| 70        |             |                                  |         |                |

**D**

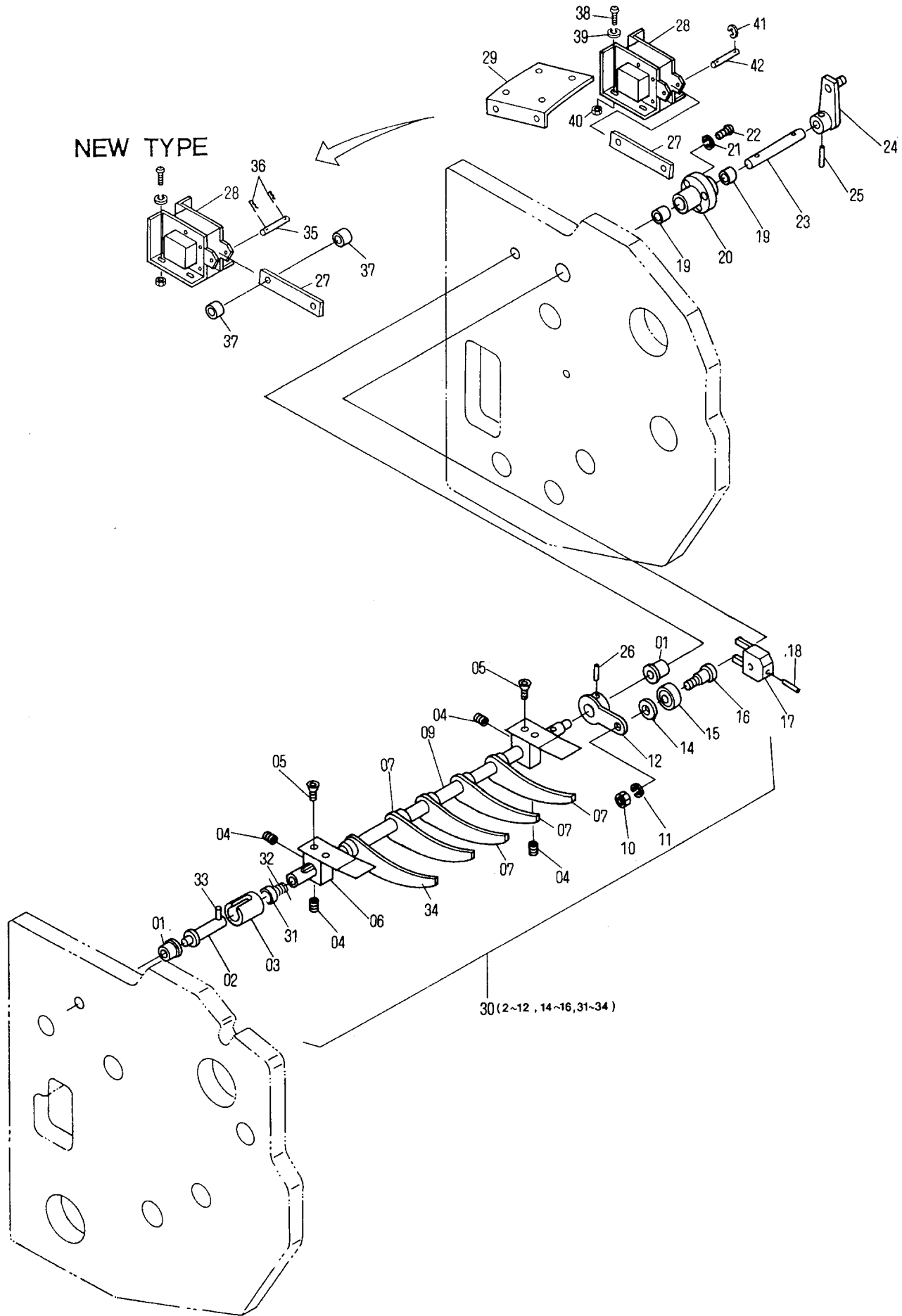


**Loading Device (Lower Unit)  
Insertion/Ejection Mechanism**

**N5059**

| INDEX No. | Parts No.   | Description           | Remarks | Units Per Assy |
|-----------|-------------|-----------------------|---------|----------------|
| 01        | 181-403     | E-Ring                |         | 2              |
| 02        | 6808-05052  | Link                  |         | 1              |
| 03        | 6808-05053A | Lever                 |         | 1              |
| 04        | 170-104     | Nut                   |         | 1              |
| 05        | 125-665     | Screw                 |         | 1              |
| 06        | 6808-05010  | Adjustment Lever      |         | 2              |
| 07        | 6808-05028A | Lever                 |         | 2              |
| 08        | 6808-05092  | Spacer                |         | 2              |
| 09        | M04-21-3    | Spring                |         | 1              |
| 10        | 183-184     | Roll Pin              |         | 1              |
| 11        | M04-17-3    | Adjustment Screw      |         | 1              |
| 12        | 170-105     | Nut                   |         | 2              |
| 13        | 170-106     | Nut                   |         | 3              |
| 14        | U11-39-3    | Spring                |         | 1              |
| 15        | 180-106     | Lock Washer           |         | 3              |
| 16        | 6808-05198  | Stud Bolt             |         | 1              |
| 17        | M04-18-3    | Spring                |         | 3              |
| 18        | 6808-05090  | Spring                |         | 1              |
| 19        | 6808-08075  | Ratch                 |         | 2              |
| 20        | 181-404     | E-Ring                |         | 1              |
| 21        | 122-112.01  | Screw                 |         | 1              |
| 22        | 181-408     | E-Ring                |         | 1              |
| 23        | 258-350     | Thrust Needle Bearing |         | 2              |
| 24        | 6808-05014A | Lever                 |         | 1              |
| 25        | 243-614     | Bushing               |         | 1              |
| 26        | 5108-05066  | Bearing Pin           |         | 1              |
| 27        | 250-127.6   | Bearing               |         | 1              |
| 28        | 6808-05073A | Lever                 |         | 1              |
| 29        | 6808-05078  | Needle                |         | 2              |
| 30        | 180-105.01  | Lock Washer           |         | 3              |
| 31        | 170-105.01  | Nut                   |         | 1              |
| 32        | 6808-05074  | Bracket               |         | 2              |
| 33        | 6003-02236  | Bearing               |         | 6              |
| 34        | 6808-05089  | Retainer              |         | 1              |
| 35        | 180-104     | Lock Washer           |         | 2              |
| 36        | 125-662.01  | Screw                 |         | 1              |
| 37        | 125-158.01  | Screw                 |         | 1              |
| 38        | 6808-05103  | Guide                 |         | 1              |
| 39        | 6808-05027  | Guide Plate           |         | 4              |
| 40        | 122-160.01  | Screw                 |         | 1              |
| 41        | 6808-05006  | Cross Bar             |         | 1              |
| 42        | 5108-06010  | Upper Eject Roller    |         | 2              |
| 43        | 145-508.01  | Set Screw             |         | 2              |
| 44        | 6808-05102  | Shaft                 |         | 1              |
| 45        | 5108-06011  | Lower Eject Roller    |         | 2              |
| 46        | 6808-05101  | Shaft                 |         | 1              |
| 47        | X02-38-3    | Bushing               |         | 2              |
| 48        | 184-106     | Flat Washer           |         | 2              |
| 49        | 122-162.01  | Screw                 |         | 3              |
| 50        | 6808-05051  | Shaft                 |         | 1              |
| 51        | 183-207.01  | Roll Pin              |         | 5              |
| 52        | 5108-06029  | Wheel                 |         | 5              |
| 53        | 183-185     | Roll Pin              |         | 1              |
| 54        | 6808-05062  | Gear                  |         | 1              |
| 55        | 6808-05099A | Gear                  |         | 1              |
| 56        | 243-610     | Bushing               |         | 1              |
| 57        | 6805-05023  | Pin                   |         | 1              |
| 58        | 6808-05040A | Gear                  |         | 1              |
| 59        | 6808-05190  | Cover                 | OP-S    | 1              |
| 60        | 122-110.01  | Screw                 |         | 2              |
| 61        | 125-710.01  | Screw                 |         | 2              |
| 62        | 6808-05191  | Cover                 | NOP-S   | 1              |
| 63        |             |                       |         |                |
| 64        |             |                       |         |                |
| 65        |             |                       |         |                |
| 66        |             |                       |         |                |
| 67        |             |                       |         |                |
| 68        |             |                       |         |                |
| 69        |             |                       |         |                |
| 70        |             |                       |         |                |

**D**

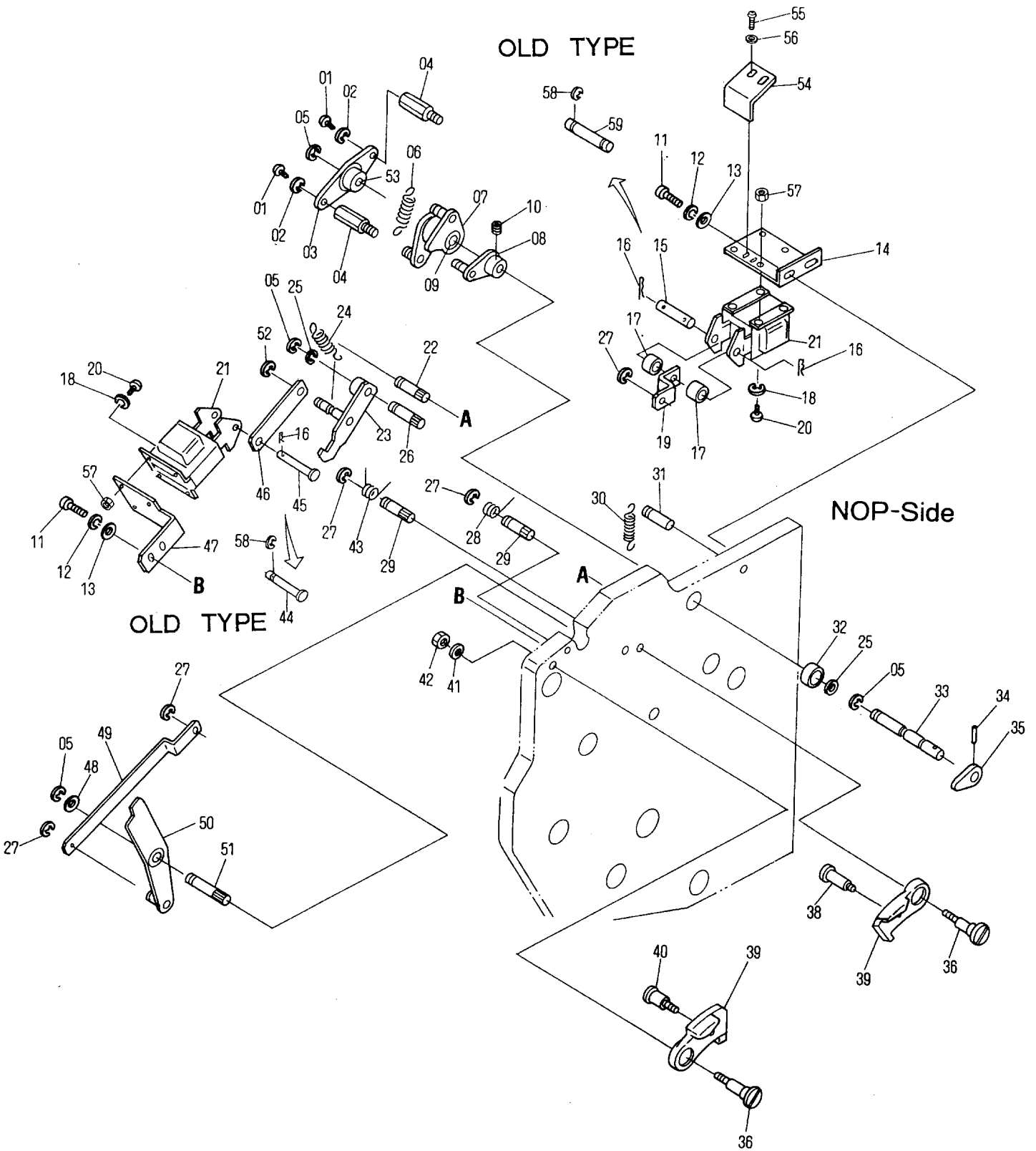


**Master Tail Clamp Mechanism and Master Stripper  
(Lower Unit)**

**N5060**

| INDEX No. | Parts No.   | Description            | Remarks              | Units Per Assy |
|-----------|-------------|------------------------|----------------------|----------------|
| 01        | 6808-08112  | Bushing                |                      | 2              |
| 02        | 6808-08035  | Pin                    |                      | 1              |
| 03        | 5108-06037  | Sleeve                 |                      | 1              |
| 04        | 145-506     | Set Screw              |                      | 2              |
| 05        | 122-408.01  | Screw                  |                      | 4              |
| 06        | 6808-08047A | Bracket                |                      | 2              |
| 07        | 6808-08032A | Master Stripper        |                      | 4              |
| 08        | 182-166     | Taper Pin              |                      | 4              |
| 09        | 6808-08117  | Master Stripper Shaft  |                      | 1              |
| 10        | 170-105     | Nut                    |                      | 1              |
| 11        | 180-105     | Lock Washer            |                      | 1              |
| 12        | 6808-08036A | Lever                  |                      | 1              |
| 14        | R02-23-3    | Spacer                 |                      | 1              |
| 15        | 250-126.6   | Bearing                |                      | 1              |
| 16        | M11-04-3    | Bearing Pin            |                      | 1              |
| 17        | 6808-08038  | Lever                  |                      | 1              |
| 18        | 183-186     | Roll Pin               |                      | 1              |
| 19        | 241-0810.2  | Bushing                |                      | 2              |
| 20        | 6808-08041  | Bracket                |                      | 1              |
| 21        | 180-105     | Lock Washer            |                      | 3              |
| 22        | 125-715     | Screw                  |                      | 3              |
| 23        | 6808-08039  | Pin                    |                      | 1              |
| 24        | 6808-08040A | Lever                  |                      | 1              |
| 25        | 183-183     | Roll Pin               |                      | 1              |
| 26        | 183-207     | Roll Pin               |                      | 1              |
| 27        | 6808-08043  | Link                   |                      | 1              |
| 28        | E09-59-3    | Solenoid               |                      | 1              |
| 29        | 6808-08059  | Bracket                |                      | 1              |
| 30        | 6808-08117A | Master Tail Clamp Assy | (2-12, 14-16, 31-34) | 1              |
| 31        | M07-12-3    | Spring Retainer        |                      | 1              |
| 32        | PP-41       | Spring                 |                      | 1              |
| 33        | 5108-06046  | Pin                    |                      | 1              |
| 34        | 6808-08116A | Master Stripper        |                      | 1              |
| 35        | 6808-08114  | Pin                    | New Type             | 1              |
| 36        | 6801-03014  | Snap Pin               | New Type             | 2              |
| 37        | X05-65-3    | Spacer                 |                      | 2              |
| 38        | 125-660     | Screw                  |                      | 4              |
| 39        | 180-104     | Lock Washer            |                      | 4              |
| 40        | 170-104     | Nut                    |                      | 4              |
| 41        | 181-403     | E-Ring                 | Old Type             | 2              |
| 42        | H03-37-3    | Pin                    | Old Type             | 1              |
| 43        |             |                        |                      |                |
| 44        |             |                        |                      |                |
| 45        |             |                        |                      |                |
| 46        |             |                        |                      |                |
| 47        |             |                        |                      |                |
| 48        |             |                        |                      |                |
| 49        |             |                        |                      |                |
| 50        |             |                        |                      |                |
| 51        |             |                        |                      |                |
| 52        |             |                        |                      |                |
| 53        |             |                        |                      |                |
| 54        |             |                        |                      |                |
| 55        |             |                        |                      |                |
| 56        |             |                        |                      |                |
| 57        |             |                        |                      |                |
| 58        |             |                        |                      |                |
| 59        |             |                        |                      |                |
| 60        |             |                        |                      |                |
| 61        |             |                        |                      |                |
| 62        |             |                        |                      |                |
| 63        |             |                        |                      |                |
| 64        |             |                        |                      |                |
| 65        |             |                        |                      |                |
| 66        |             |                        |                      |                |
| 67        |             |                        |                      |                |
| 68        |             |                        |                      |                |
| 69        |             |                        |                      |                |
| 70        |             |                        |                      |                |

**D**





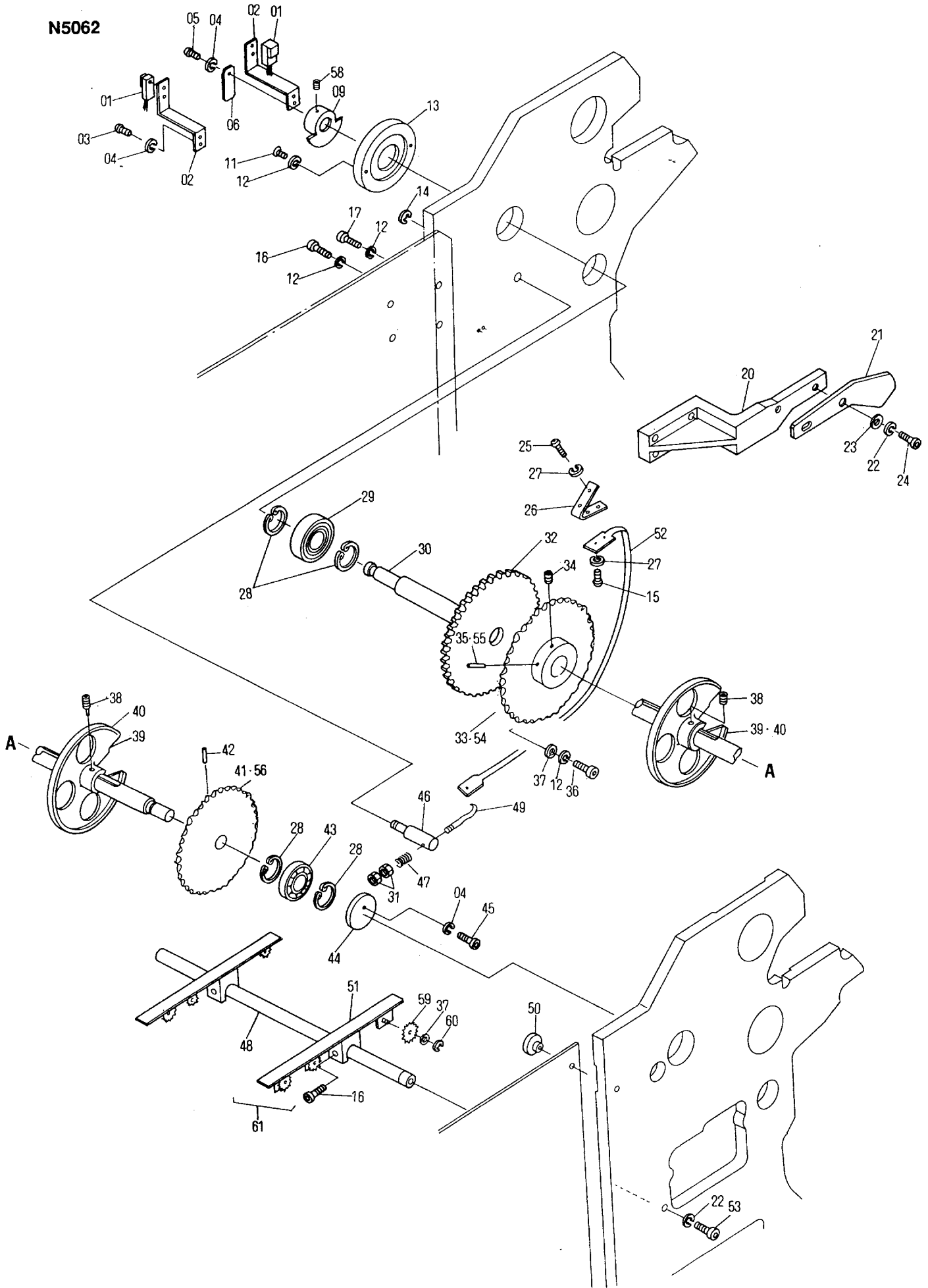
## Master Insertion/Ejection Mechanism (Lower Unit)

N5061

| INDEX No. | Parts No.   | Description        | Remarks        | Units Per Assy |
|-----------|-------------|--------------------|----------------|----------------|
| 01        | 125-710     | Screw              |                | 2              |
| 02        | 180-105     | Lock Washer        |                | 4              |
| 03        | 6808-05071  | Plate              |                | 1              |
| 04        | 6808-05068  | Stud Pin           |                | 2              |
| 05        | 181-406     | E-Ring             |                | 3              |
| 06        | M58-67-3    | Spring             |                | 1              |
| 07        | 6808-05081B | Lever              |                | 1              |
| 08        | 6808-05082A | Lever              |                | 1              |
| 09        | 243-610     | Bushing            | Included in 07 | 1              |
| 10        | 145-506     | Set Screw          |                | 4              |
| 11        | 117-510     | Screw              |                | 4              |
| 12        | 180-105     | Lock Washer        |                | 4              |
| 13        | 184-105     | Flat Washer        |                | 4              |
| 14        | 6808-05132  | Solenoid Bracket   |                | 1              |
| 15        | 6801-03013  | Pin                |                | 1              |
| 16        | 6801-03014  | Snap Pin           |                | 3              |
| 17        | H03-36-3    | Spacer             |                | 2              |
| 18        | 180-104     | Lock Washer        |                | 8              |
| 19        | 6808-05131  | Link               |                | 1              |
| 20        | 125-660     | Screw              |                | 8              |
| 21        | E09-60-02-3 | Solenoid (SA-2501) |                | 2              |
| 22        | 223-0625.01 | Pin                |                | 1              |
| 23        | 5102-13038A | Hook               |                | 1              |
| 24        | X02-87-3    | Spring             |                | 1              |
| 25        | 184-108     | Flat Washer        |                | 2              |
| 26        | 5102-13016  | Pin                |                | 1              |
| 27        | 181-404     | E-Ring             |                | 3              |
| 28        | 5102-04114  | Spring             |                | 1              |
| 29        | 224-0620.01 | Pin                |                | 2              |
| 30        | EM04-25     | Spring             |                | 1              |
| 31        | 223-0632.01 | Pin                |                | 1              |
| 32        | 243-609     | Bushing            |                | 2              |
| 33        | 6808-05087  | Shaft              |                | 1              |
| 34        | 183-183     | Roll Pin           |                | 1              |
| 35        | 6808-05018  | Kicker             |                | 1              |
| 36        | 6808-05084  | Stud               |                | 2              |
| 37        | 5102-04071  | Lever              |                | 1              |
| 38        | 6808-05088  | Pin                |                | 1              |
| 39        | 5102-04070  | Lever              |                | 3              |
| 40        | 6808-05086  | Pin                |                | 1              |
| 41        | 180-108     | Lock Washer        |                | 2              |
| 42        | 170-108     | Nut                |                | 2              |
| 43        | 5102-04084  | Spring             |                | 1              |
| 44        | 6808-08057  | Pin                | Old Type       | 1              |
| 45        | 6808-08113  | Pin                |                | 1              |
| 46        | 5103-11106  | Link               |                | 1              |
| 47        | 6808-08056  | Solenoid Bracket   |                | 1              |
| 48        | 184-108     | Flat Washer        |                |                |
| 49        | 6808-05080  | Link               |                | 1              |
| 50        | 5102-13038A | Lever              |                | 1              |
| 51        | X53-02-3    | Pin                |                | 1              |
|           |             |                    |                |                |
| 53        | 5208-01003  | Bushing            |                | 1              |
| 54        | 5103-08116  | Stopper            |                | 1              |
| 55        | 125-606     | Screw              |                | 2              |
| 56        | 184-103     | Flat Washer        |                | 2              |
| 57        | 170-104     | Nut                |                | 4              |
| 58        | 181-403     | E-Ring             |                | 2              |
| 59        | H03-37-3    | Pin                |                | 1              |
| 60        |             |                    |                |                |
| 61        |             |                    |                |                |
| 62        |             |                    |                |                |
| 63        |             |                    |                |                |
| 64        |             |                    |                |                |
| 65        |             |                    |                |                |
| 66        |             |                    |                |                |
| 67        |             |                    |                |                |
| 68        |             |                    |                |                |
| 69        |             |                    |                |                |
| 70        |             |                    |                |                |

D

N5062

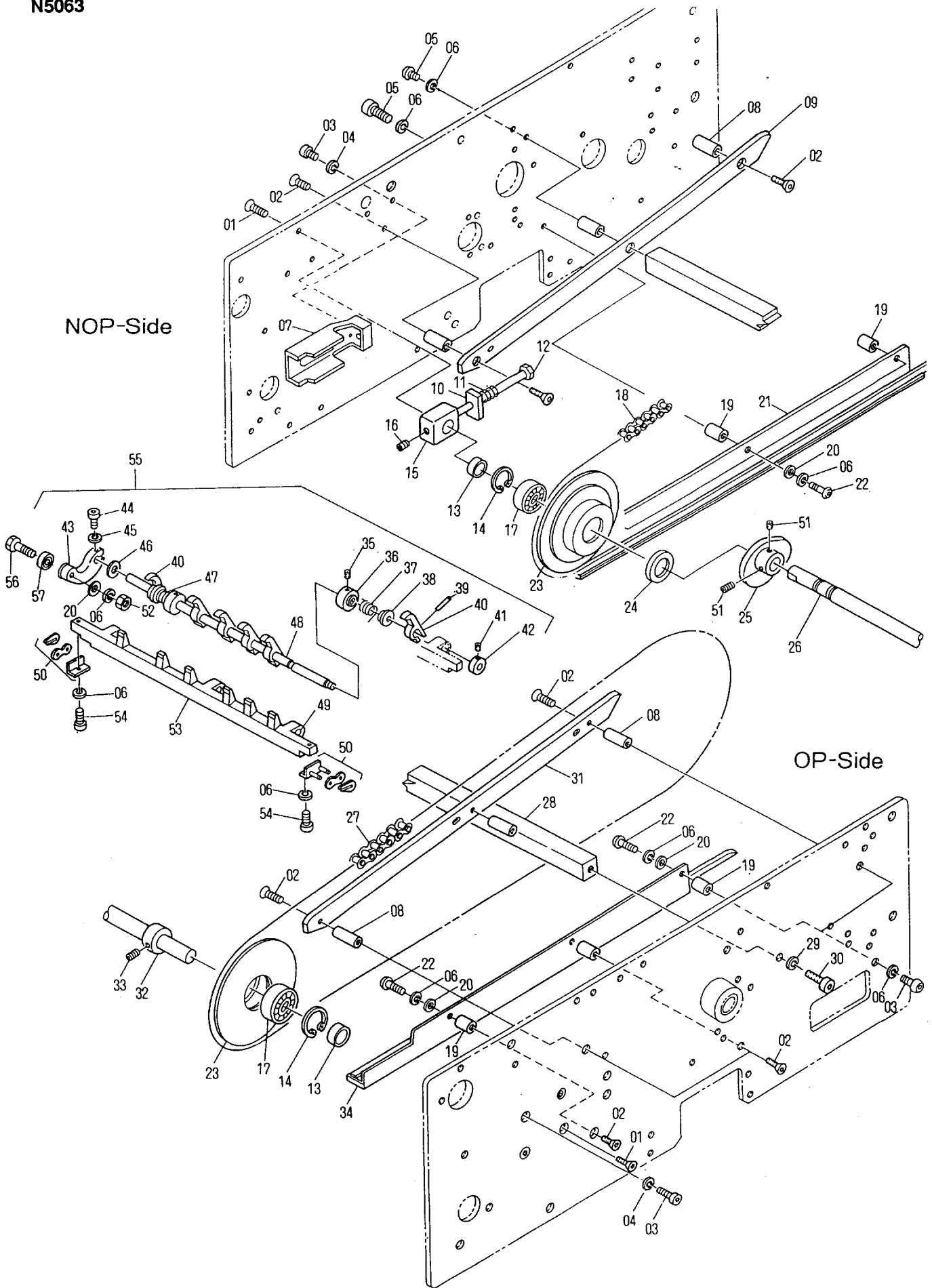


**Delivery Section  
Delivery Drive Mechanism and Paper Guide**

**N5062**

| INDEX No. | Parts No.   | Description                            | Remarks  | Units Per Assy |
|-----------|-------------|--|----------|----------------|
| 01        | E26-75-3    | Sensor                                 |          | 2              |
| 02        | 6804-02024  | Sensor Bracket                         |          | 2              |
| 03        | 125-708     | Screw                                  |          | 4              |
| 04        | 180-105     | Lock Washer                            |          | 8              |
| 05        | 125-710     | Screw                                  |          | 1              |
| 06        | 6804-02026  | Timing Cam                             |          | 1              |
| 07        | 145-508     | Set Screw                              |          | 1              |
| 08        | 6002-03021  | Collar                                 |          | 1              |
| 09        | 6803-05039A | Timing Cam                             |          | 1              |
| 10        | 125-606     | Screw                                  |          | 2              |
| 11        | 122-170     | Screw                                  |          | 3              |
| 12        | 180-106     | Lock Washer                            |          | 7              |
| 13        | 6804-02022  | Bearing Retainer                       |          | 1              |
| 14        | 181-408     | E-Ring                                 |          | 1              |
| 15        |             | Screw                                  | Not Use  | 4              |
| 16        | 117-365     | Screw                                  |          | 2              |
| 17        | 117-381     | Screw                                  |          | 2              |
|           |             |  |          |                |
|           |             |  |          |                |
| 20        | 6804-02009  | Delivery Gripper Receiving Cam Bracket |          | 1              |
| 21        | 6804-02010  | Delivery Gripper Receiving Cam         |          | 1              |
| 22        | 180-108     | Lock Washer                            |          | 2              |
| 23        | 184-108     | Flat Washer                            |          | 2              |
| 24        | 117-470     | Screw                                  |          | 2              |
| 25        | 125-662     | Screw                                  |          | 4              |
| 26        | 6804-02034  | Bracket                                |          | 2              |
| 27        | 180-104     | Lock Washer                            |          | 4              |
| 28        | 181-025     | C-Ring                                 |          | 4              |
| 29        | 250-205.8   | Bearing                                |          | 1              |
| 30        | 6804-02044  | Drive Shaft                            |          | 1              |
| 31        | 170-104     | Nut                                    |          | 4              |
| 32        | 6804-02037  | Delivery Drive Gear                    |          | 1              |
| 33        | 6804-02043  | Drive Sprocket                         | New Type | 1              |
| 34        | 145-362     | Set Screw                              |          | 2              |
| 35        | 182-211     | Taper Pin (ø6)                         | New Type | 1              |
| 36        | 117-375     | Screw                                  |          | 3              |
| 37        | 184-106     | Flat Washer                            |          | 3              |
| 38        | 140-362     | Set Screw                              |          | 2              |
| 39        | HC02-58A    | Paper Guide Wheel                      |          | 2              |
| 40        | HC02-59     | Guide Wheel Tape                       |          | 2              |
| 41        | 6804-02042  | Sprocket                               |          | 1              |
| 42        | 182-213     | Taper Pin (ø6)                         | New Type | 1              |
| 43        | 250-205.6   | Bearing                                |          | 1              |
| 44        | 6804-03021  | Cam                                    |          | 1              |
| 45        | 117-515     | Screw                                  |          | 4              |
| 46        | 6804-02032  | Pin                                    |          | 2              |
| 47        | A03-77-3    | Spring                                 |          | 2              |
| 48        | 6802-01005  | Paper Guide Shaft                      |          | 1              |
| 49        | A03-75-3    | Hook                                   |          | 2              |
| 50        | 6804-01008  | Nut                                    |          | 6              |
| 51        | 6804-03054  | Paper Guide                            |          | 2              |
| 52        | 6804-02033  | Guide Band                             |          | 2              |
| 53        | 117-480     | Screw                                  |          | 2              |
| 54        | 6804-02038  | Drive Sprocket                         | Old Type | 1              |
| 55        | 182-191     | Taper Pin (ø5)                         | Old Type | 1              |
| 56        | 6804-02001  | Drive Sprocket                         | Old Type | 1              |
| 57        | 182-193     | Taper Pin (ø5)                         | Old Type | 1              |
| 58        | 145-506     | Set Screw                              |          | 1              |
| 59        | A52-57-01-3 | Roller                                 |          | 6              |
| 60        | 181-404     | E-Ring                                 |          | 6              |
| 61        | 6804-03054B | Paper Guide Assy (51, 59-61)           |          | 2              |
| 62        |             |  |          |                |
| 63        |             |  |          |                |
| 64        |             |  |          |                |
| 65        |             |  |          |                |
| 66        |             |  |          |                |
| 67        |             |  |          |                |
| 68        |             |  |          |                |
| 69        |             |  |          |                |
| 70        |             |  |          |                |

**E**

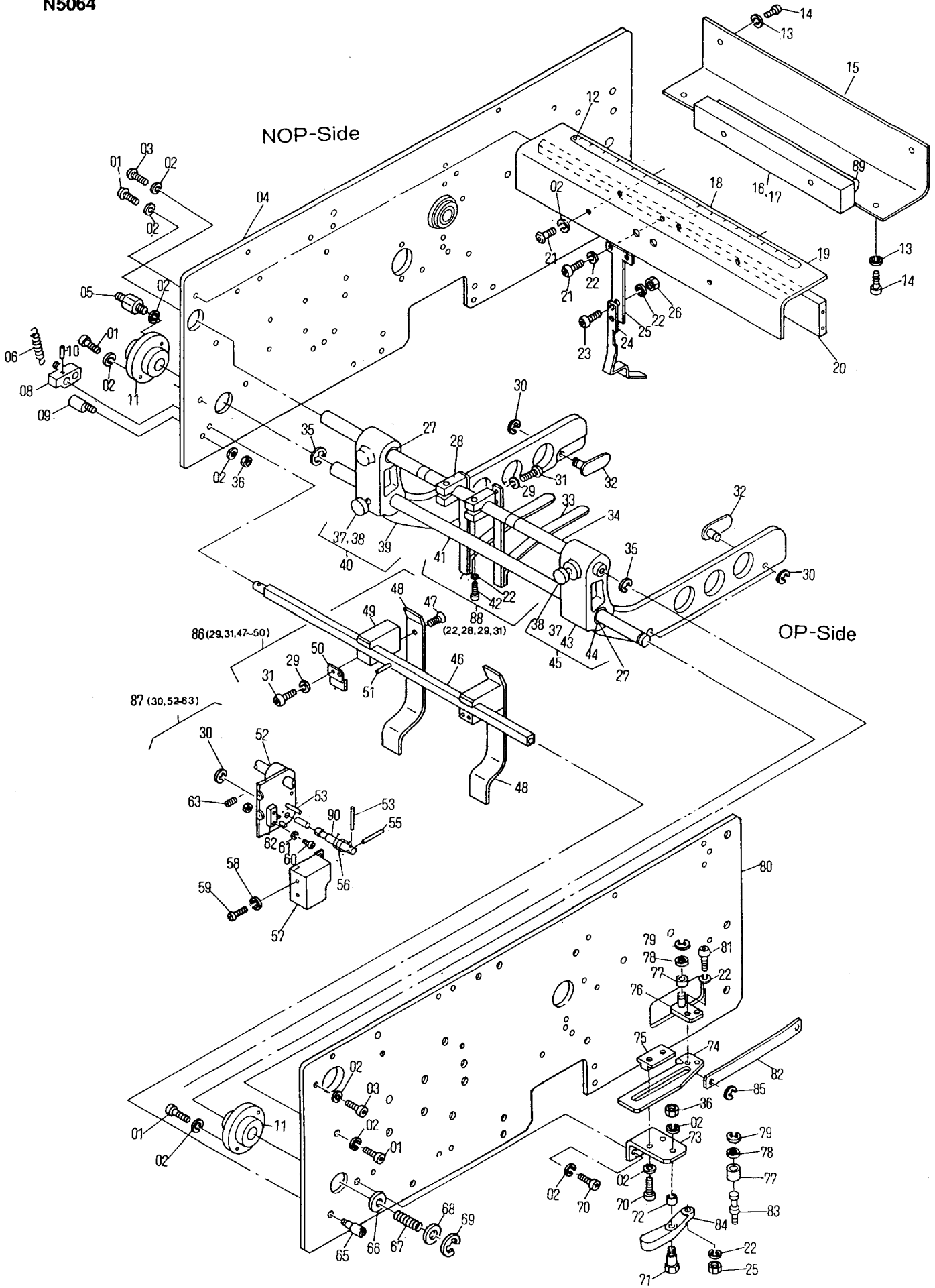


**Delivery Section  
Gripper Bar and Chain Guide**

**N5063**

| INDEX No. | Parts No.   | Description                      | Remarks        | Units Per Assy |
|-----------|-------------|----------------------------------|----------------|----------------|
| 01        | 122-162     | Screw                            |                |                |
| 02        | 122-112     | Screw                            |                | 6              |
| 03        | 117-365     | Screw                            |                | 6              |
| 04        | 180-106     | Lock Washer                      |                | 6              |
| 05        | 117-515     | Screw                            |                | 12             |
| 06        | 180-105     | Lock Washer                      |                | 27             |
| 07        | 7204-02042  | Slide Base                       |                | 2              |
| 08        | 7204-02044  | Spacer                           |                | 6              |
| 09        | 6804-02030  | Chain Guide Rail                 | NOP-S          | 1              |
| 10        | HC02-36     | Breather Adjustment Nut          |                | 2              |
| 11        | A03-24-3    | Breather Spring                  |                | 2              |
| 12        | A17-23-3    | Breather Screw                   |                | 2              |
| 13        | HC02-20     | Spacer                           |                | 2              |
| 14        | 181-235     | C-Ring                           | Included in 23 | 2              |
| 15        | HC02-35     | Driven Sprocket Pilot Block      |                | 2              |
| 16        | 145-362     | Set Screw                        |                | 4              |
| 17        | 250-202.7   | Bearing                          | Included in 23 | 2              |
| 18        | 5104-02024D | Chain                            | NOP-S          | 1              |
| 19        | 7204-02045  | Spacer                           |                | 6              |
| 20        | 184-105     | Flat Washer                      |                | 9              |
| 21        | 6804-02028  | Chain Guide Rail                 | NOP-S          | 1              |
| 22        | 125-710     | Screw                            |                | 6              |
| 23        | 6804-02031A | Delivery Driven Sproket          |                | 2              |
| 24        | 6804-02040  | Spacer                           |                | 1              |
| 25        | 7204-02009  | Gripper Release Cam              |                | 1              |
| 26        | 6804-02039  | Drive Sprocket Shaft             |                | 1              |
| 27        | 5104-02024C | Chain                            | OP-S           | 1              |
| 28        | 6804-01006  | Spreader                         |                | 1              |
| 29        | 180-108     | Lock Washer                      |                | 2              |
| 30        | 117-468     | Screw                            |                | 2              |
| 31        | 6804-02029  | Chain Guide Rail                 | OP-S           | 1              |
| 32        | PS-14       | Coller                           |                | 1              |
| 33        | 145-355     | Set Screw                        |                | 1              |
| 34        | 6804-02027  | Chain Guide Rail                 | OP-S           | 1              |
| 35        | 145-506     | Set Screw                        |                | 3              |
| 36        | HC02-33     | Collar                           |                | 6              |
| 37        | 6804-02018  | Spring                           |                | 15             |
| 38        | HC02-32     | Spacer                           |                | 6              |
| 39        | 183-182     | Roll Pin                         |                | 18             |
| 40        | A17-46-02-3 | Gripper Finger                   |                | 15             |
| 41        | 145-404     | Set Screw                        |                | 3              |
| 42        | A03-93-3    | Coller                           |                | 3              |
| 43        | 7204-02043  | Gripper Operating Lever          |                | 3              |
| 44        | 117-415     | Screw                            |                | 3              |
| 45        | 180-104     | Lock Washer                      |                | 3              |
| 46        | S27-17-3    | Flat Washer                      |                | 3              |
| 47        | CH02-26     | Spring                           | OP-S           | 3              |
| 48        | 6804-02035  | Gripper Shaft                    |                | 6              |
| 49        | 243-609     | Bushing                          |                | 9              |
| 50        | 5104-02032A | Chain Joint Assy                 |                | 6              |
| 51        | 145-358     | Set Screw                        |                | 2              |
| 52        | 170-105     | Nut                              |                | 3              |
| 53        | 6904-02012A | Gripper Bar Assy                 |                | 3              |
| 54        | 117-510     | Screw                            |                | 6              |
| 55        | 6904-02012B | Gripper Bar Assy (35-49, 53, 54) |                | 3              |
| 56        | A03-50-01-3 | Bearing Pin                      |                | 3              |
| 57        | 250-125.6   | Bearing                          |                | 3              |
| 58        |             |                                  |                |                |
| 59        |             |                                  |                |                |
| 60        |             |                                  |                |                |
| 61        |             |                                  |                |                |
| 62        |             |                                  |                |                |
| 63        |             |                                  |                |                |
| 64        |             |                                  |                |                |
| 65        |             |                                  |                |                |
| 66        |             |                                  |                |                |
| 67        |             |                                  |                |                |
| 68        |             |                                  |                |                |
| 69        |             |                                  |                |                |
| 70        |             |                                  |                |                |

**E**

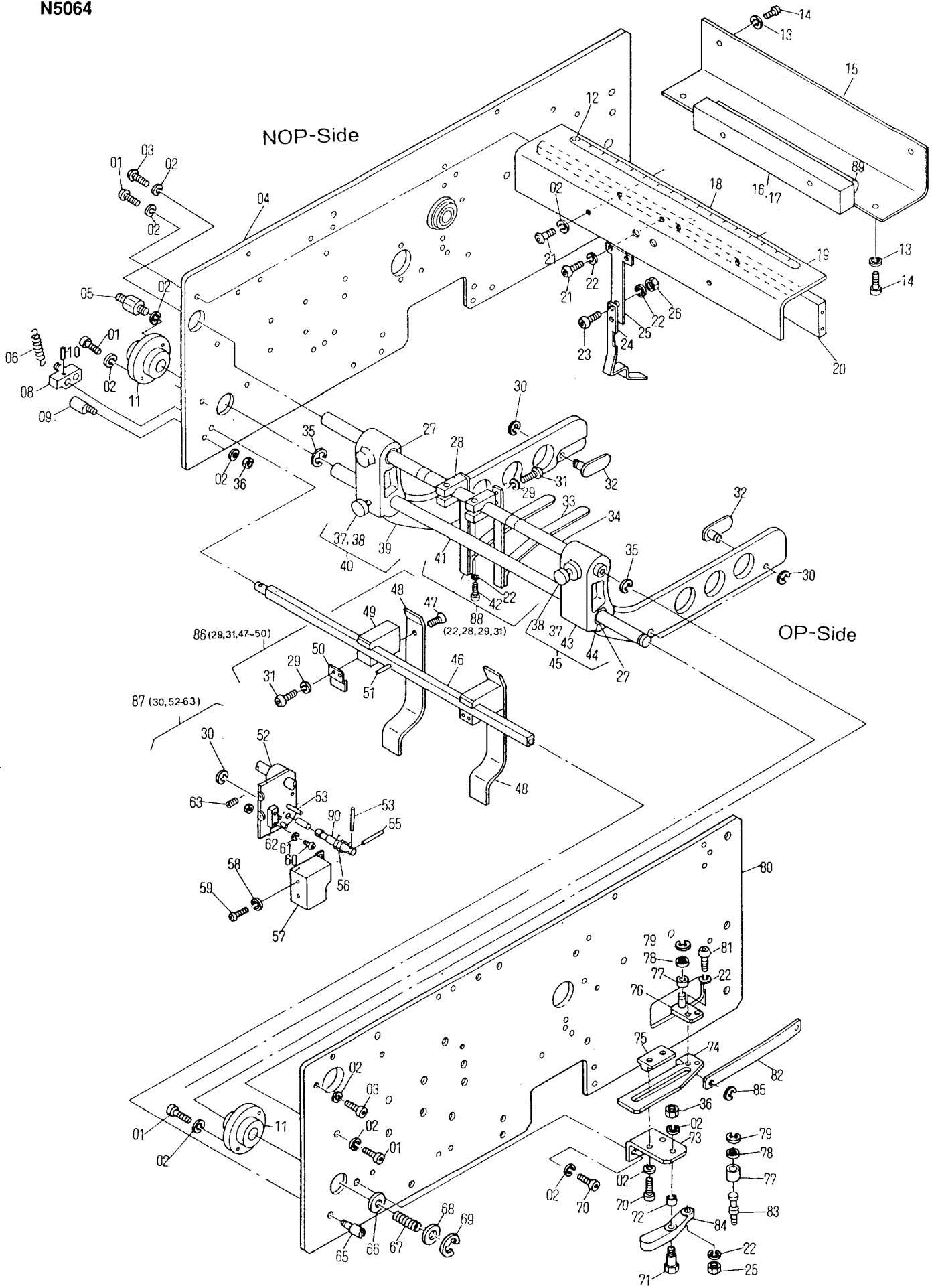


**Delivery Section  
Front Guide and Delivery Pile Guide**

**N5064**

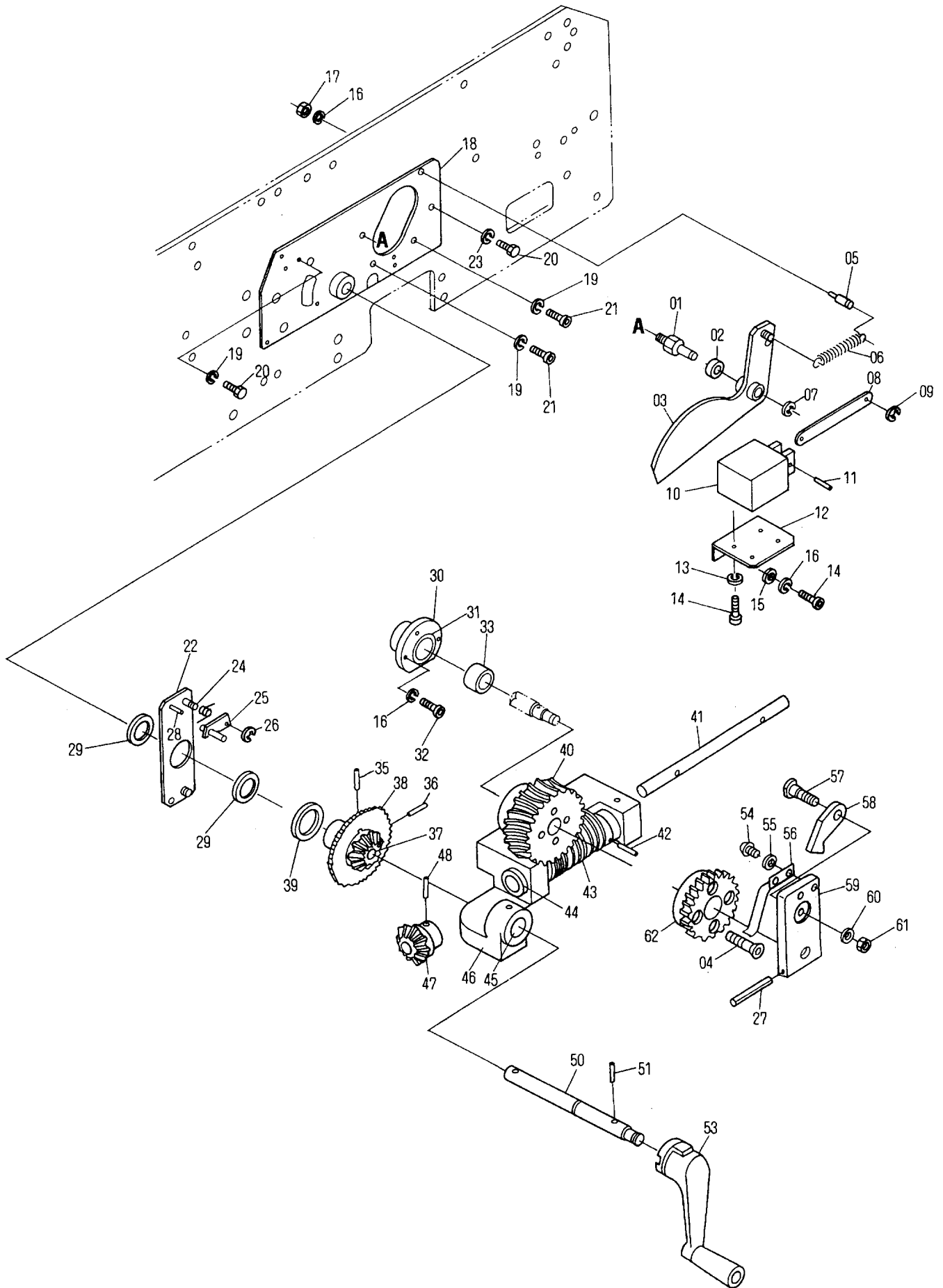
| INDEX No. | Parts No.   | Description                   | Remarks                    | Units Per Assy |
|-----------|-------------|-------------------------------|----------------------------|----------------|
| 01        | 117-360     | Screw                         |                            | 5              |
| 02        | 180-106     | Lock Washer                   |                            | 15             |
| 03        | 117-365     | Screw                         |                            | 4              |
| 04        | 6804-01002  | Delivery Frame                |                            | 1              |
| 05        | 7204-03034  | Screw Stud                    |                            | 1              |
| 06        | A14-09-3    | Spring                        |                            | 1              |
| 08        | 6504-04007A | Front Guide Shaft Lever       |                            |                |
| 09        | 7204-03033  | Eccentric Pin                 |                            | 1              |
| 10        | 183-183     | Roll Pin                      |                            | 1              |
| 11        | 7204-03029  | Bushing                       |                            | 2              |
| 12        | 190-021.2   | Rivet                         |                            | 3              |
| 13        | 180-104.01  | Lock Washer                   |                            | 4              |
| 14        | 125-658.01  | Screw                         |                            | 4              |
| 15        | 6804-01013  | Fluorescent Work Light Cover  |                            | 1              |
| 16        | E24-10-3    | Fluorescent Work Light Holder | For 50Hz                   | 1              |
| 17        | E24-09-3    | Fluorescent Work Light Holder | For 60Hz                   | 1              |
| 18        | 6803-02030  | Scale                         |                            | 1              |
| 19        | 6904-01006  | Fluorescent Work Light Cover  |                            | 1              |
| 20        | 6904-01005  | Delivery Frame Spreader       |                            | 1              |
| 21        | 125-706     | Screw                         |                            | 2              |
| 22        | 180-105     | Lock Washer                   |                            | 30             |
| 23        | 125-708     | Screw                         |                            | 4              |
| 24        | 7204-03040  | Holding Finger                |                            | 1              |
| 25        | 7204-03031  | Holding Finger Bracket        |                            | 1              |
| 26        | 170-105     | Nut                           |                            | 5              |
| 27        | 243-625     | Bushing                       | Included in 39, 43         | 4              |
| 29        | 180-104     | Lock Washer                   |                            | 8              |
| 30        | 181-406     | E-Ring                        |                            | 2              |
| 31        | 125-658     | Screw                         |                            | 8              |
| 32        | DJ-60-1A    | Guide Piece                   |                            | 6              |
| 33        | 6904-02041  | Paper Stripper                |                            | 2              |
| 34        | 6904-01004  | Delivery Frame Outer Spreader |                            | 1              |
| 35        | 181-412     | E-Ring                        |                            | 2              |
| 36        | 170-106     | Nut                           |                            | 1              |
| 37        | A04-80-3    | Pod                           |                            | 2              |
| 38        | A04-63-3    | Thumb Screw                   |                            | 2              |
| 39        | CH03-49A    | Delivery Pile Guide           |                            | 1              |
| 40        | CH03-49B    | Delivery Pile Guide Assy      | (30, 32, 37, 38, 39) NOP-S | 1              |
| 41        | 6804-03005  | Delivery Jogger Shaft         |                            | 1              |
| 42        | 117-525     | Screw                         |                            | 2              |
| 43        | CH03-50A    | Delivery Pile Guide           | OP-S                       | 1              |
| 45        | CH03-50B    | Delivery Pile Guide Assy      | (30, 32, 38, 37, 42, 43)   | 1              |
| 46        | 6904-03028  | Front Guide Cross Bar         |                            | 1              |
| 47        | 125-108     | Screw                         |                            | 4              |
| 48        | 6804-03050  | Front Guide                   |                            | 2              |
| 49        | 7204-03042  | Bracket                       |                            | 2              |
| 50        | CH03-30     | Flat Spring                   |                            | 2              |
| 51        | 183-209     | Roll Pin                      |                            | 1              |
| 52        | 6904-03029  | Bracket                       |                            | 1              |
| 53        | 183-185     | Roll Pin                      |                            | 1              |
| 55        | 183-813     | Roll Pin                      |                            |                |
| 56        | 7204-03038  | Spring                        |                            | 1              |
| 57        | 6904-03030  | Cover                         |                            | 1              |
| 58        | 180-103     | Lock Washer                   |                            | 4              |
| 59        | 125-606     | Screw                         |                            | 2              |
| 60        | 125-620     | Screw                         |                            | 2              |
| 61        | 180-103     | Lock Washer                   |                            | 4              |
| 62        | E10-38-3    | Micro Switch                  |                            | 1              |
| 63        | 145-356     | Set Screw                     |                            | 1              |
| 65        | A14-02-3    | Screw Stud                    |                            | 1              |
| 66        | 184-112     | Flat Washer                   |                            | 1              |
| 67        | A18-52-3    | Spring                        |                            | 1              |
| 68        | 123-54-3    | Washer                        |                            | 2              |
| 69        | 181-410     | E-Ring                        |                            | 1              |
| 70        | 117-362     | Screw                         |                            | 4              |

E







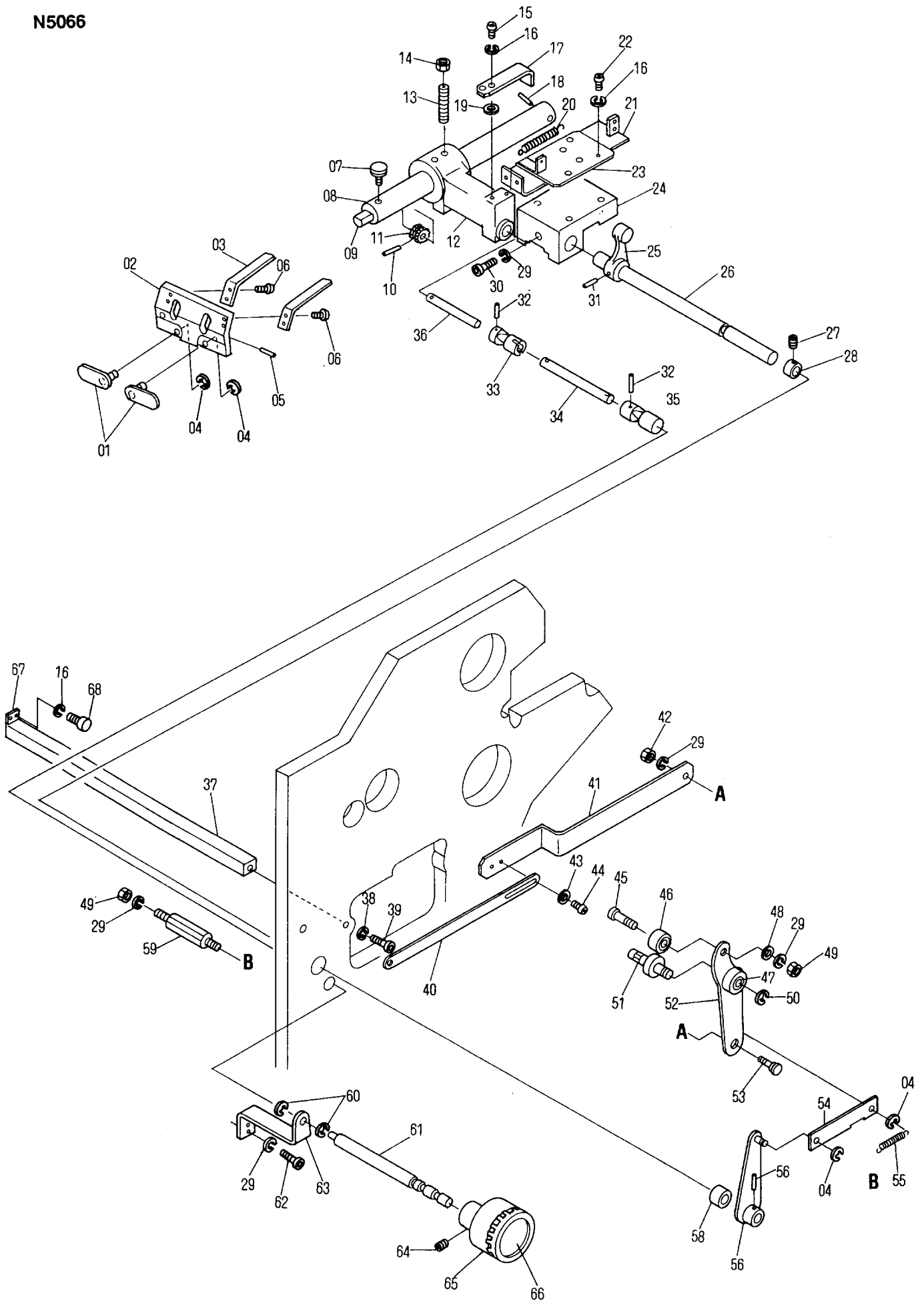


**Delivery Section  
Related Parts for Delivery Pile Ratchet Plate**

**N5065**

| INDEX No. | Parts No.   | Description                  | Remarks        | Units Per Assy |
|-----------|-------------|------------------------------|----------------|----------------|
| 01        | 7204-05017  | Pin                          |                | 1              |
| 02        | 243-610     | Bushing                      |                | 1              |
| 03        | 5104-05014A | Ratchet Release Lever (Auto) |                | 1              |
| 04        | 122-125     | Screw                        |                | 4              |
| 05        | H30-15-3    | Spring Pin                   |                | 1              |
| 06        | I09-19-3    | Spring                       |                | 1              |
| 07        | 181-406     | E-Ring                       |                | 1              |
| 08        | 5201-05022  | Link                         |                | 1              |
| 09        | 181-404     | E-Ring                       |                | 1              |
| 10        | E09-25-3    | Solenoid                     |                | 1              |
| 11        | 183-181     | Roll Pin                     |                | 1              |
| 12        | 7204-05018  | Solenoid Bracket             |                | 1              |
| 13        | 180-103     | Lock Washer                  |                | 4              |
| 14        | 117-308     | Screw                        |                | 4              |
| 15        | 184-105     | Flat Washer                  |                | 2              |
| 16        | 180-105     | Lock Washer                  |                | 6              |
| 17        | 170-105     | Nut                          |                | 1              |
| 18        | 6804-05001  | Ratchet Plate                |                | 1              |
| 19        | 180-108     | Lock Washer                  |                | 4              |
| 20        | 101-470     | Screw                        |                | 2              |
| 21        | 117-465     | Screw                        |                | 4              |
| 22        | 7204-05015A | Drive Pawl Bracket           |                | 1              |
| 23        | 180-108     | Lock Washer                  |                | 1              |
| 24        | A02-26-3    | Spring                       |                | 1              |
| 25        | 5104-05012A | Drive Pawl                   |                | 1              |
| 26        | 181-405     | E-Ring                       |                | 1              |
| 27        | 183-209     | Roll Pin                     |                | 1              |
| 28        | 183-185     | Roll Pin                     |                | 3              |
| 29        | A02-27-3    | Spacer                       |                | 2              |
| 30        | 7204-05011B | Bushing Bracket              |                | 1              |
| 31        | A01-09-3    | Bushing                      | Included in 30 | 2              |
| 32        | 117-510     | Screw                        |                | 5              |
| 33        | 7204-05014  | Spacer                       |                | 1              |
| 35        | 183-178     | Roll Pin                     |                | 1              |
| 36        | 183-206     | Roll Pin                     |                | 1              |
| 37        | A02-14-3    | Bevel Gear                   |                | 1              |
| 38        | A02-17-3    | Ratchet Wheel                |                | 1              |
| 39        | 5104-05035  | Spacer                       |                | 1              |
| 40        | 6804-05023  | Worm Gear                    |                | 1              |
| 41        | A02-48-3    | Worm Shaft                   |                | 1              |
| 42        | 183-205     | Roll Pin                     |                | 1              |
| 43        | H09-06-3    | Worm                         |                | 1              |
| 44        | A02-10-3    | Bushing                      |                | 1              |
| 45        | A02-08-3    | Bushing                      |                | 1              |
| 46        | EA02-01A    | Worm Bracket                 |                | 1              |
| 47        | A02-46-3    | Bevel Drive Gear             |                | 1              |
| 48        | 183-207     | Roll Pin                     |                | 1              |
| 50        | 6804-05019  | Shaft                        |                | 1              |
| 51        | 183-209     | Roll Pin                     |                | 1              |
| 53        | 5104-05030A | Crank Handle                 |                | 2              |
| 54        | 125-656     | Screw                        |                | 2              |
| 55        | 180-104     | Lock Washer                  |                | 2              |
| 56        | 6804-05018  | Plate Spring                 |                | 1              |
| 57        | EA02-04     | Shoulder Screw               |                | 1              |
| 58        | 6504-02002  | Drive Pawl                   |                | 1              |
| 59        | 6804-05021  | Crank Handle Coupling Lever  |                | 1              |
| 60        | 180-106     | Lock Washer                  |                | 1              |
| 61        | 170-106     | Nut                          |                | 1              |
| 62        | EA02-02     | Ratchet Wheel                |                | 1              |
| 63        |             |                              |                |                |
| 64        |             |                              |                |                |
| 65        |             |                              |                |                |
| 66        |             |                              |                |                |
| 67        |             |                              |                |                |
| 68        |             |                              |                |                |
| 69        |             |                              |                |                |
| 70        |             |                              |                |                |

**E**



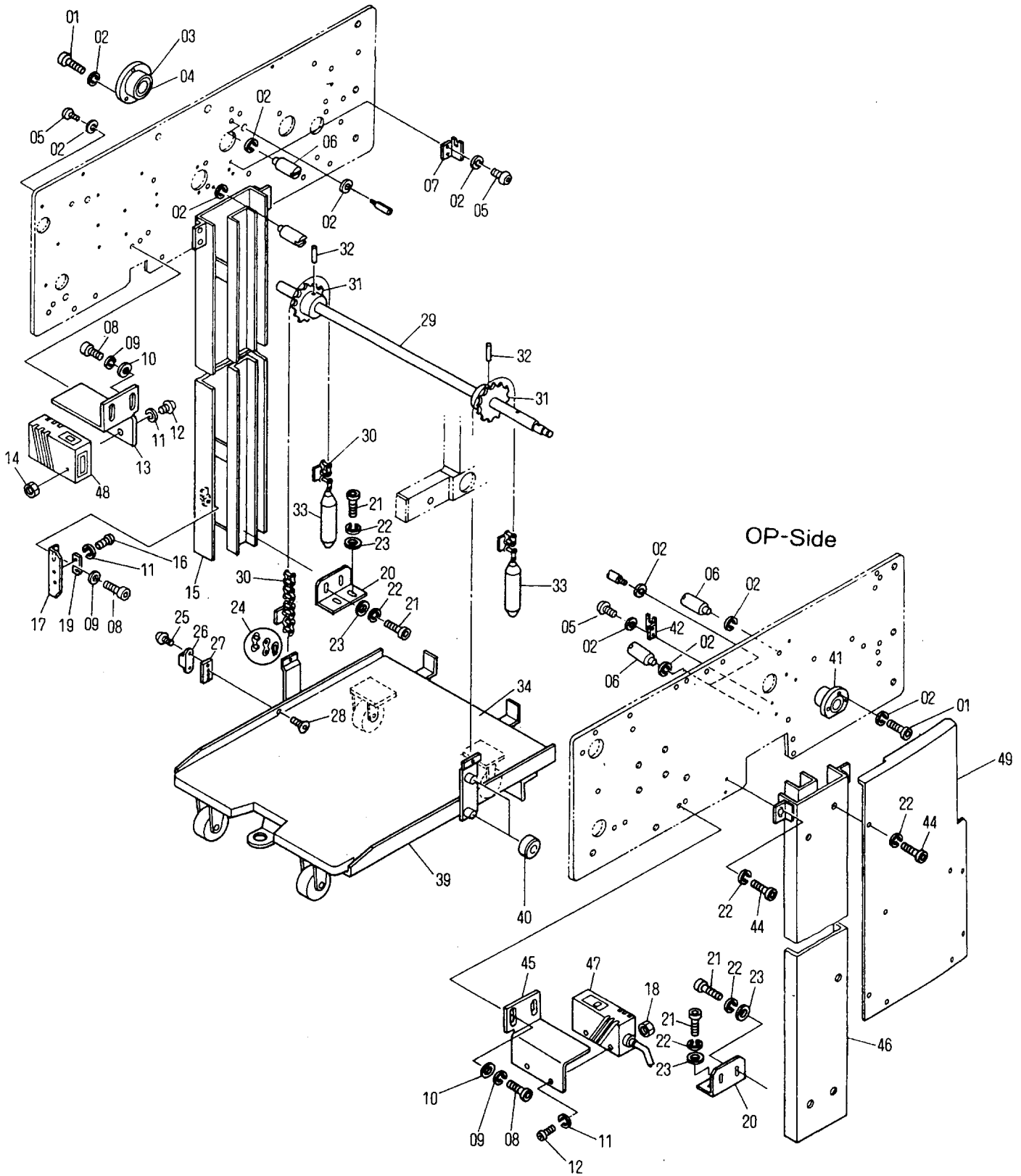
Delivery Section  
Back Jogger

N5066

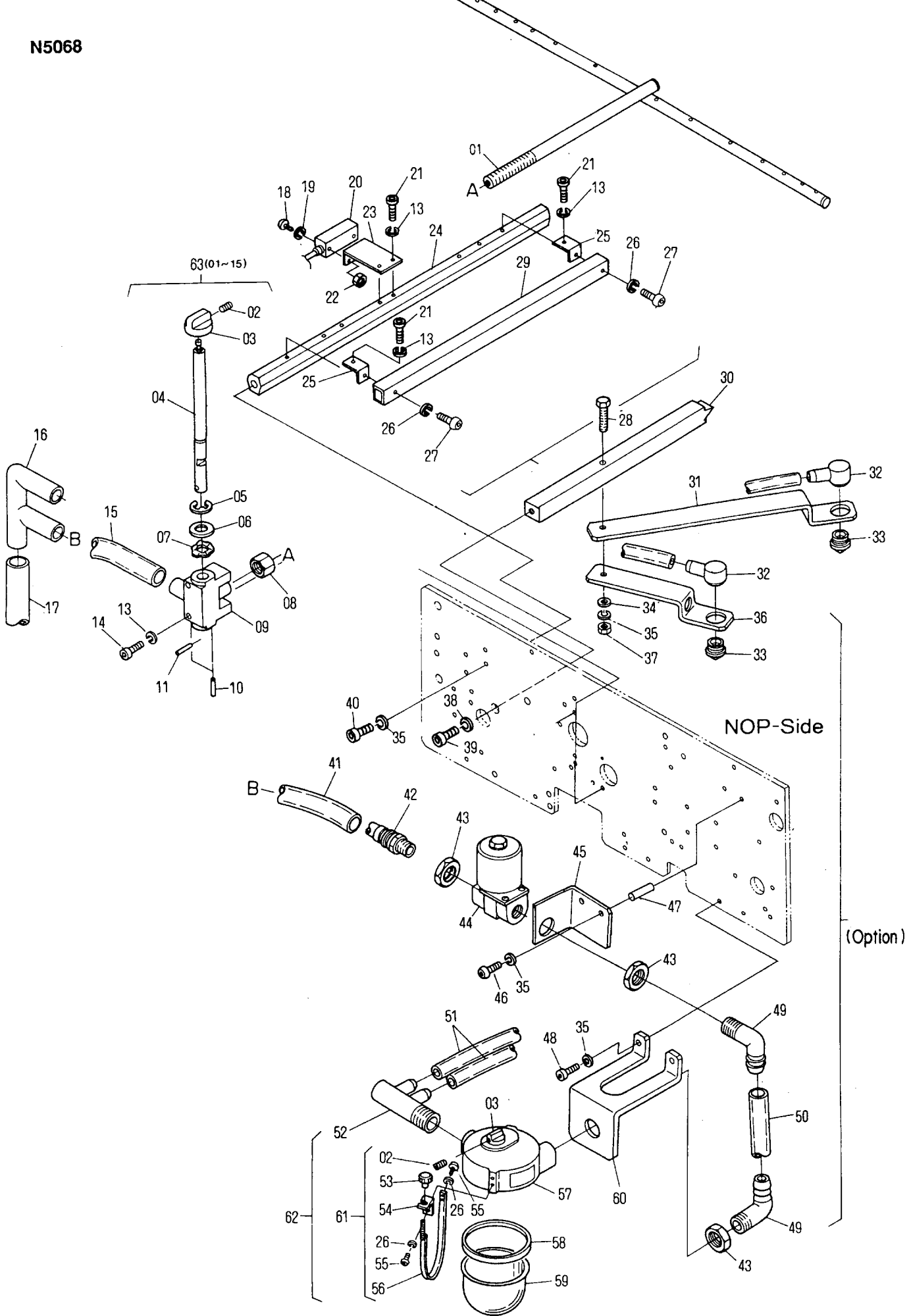
| INDEX No. | Parts No.   | Description              | Remarks        | Units Per Assy |
|-----------|-------------|--------------------------|----------------|----------------|
| 01        | DJ-60-1A    | Guide Piece              |                | 6              |
| 02        | CH03-55     | Back Guide               |                | 1              |
| 03        | 5104-03005  | Paper Guide              |                | 2              |
| 04        | 181-406     | E-Ring                   |                | 3              |
| 05        | 183-186     | Roll Pin                 |                |                |
| 06        | 125-656     | Screw                    |                | 4              |
| 07        | CH03-60     | Thumb Screw              |                | 1              |
| 08        | 6804-03046  | Rack                     |                | 1              |
| 09        | 6804-03047  | Back Guide Shaft         |                | 1              |
| 10        | 183-182     | Roll Pin                 |                |                |
| 11        | HC03-03     | Pinion                   |                |                |
| 12        | CH03-53     | Back Guide Slide Bracket |                | 1              |
| 13        | I18-59-1A-3 | Snubber                  |                | 1              |
| 14        | 170-108     | Nut                      |                | 1              |
| 15        | 125-712     | Screw                    |                | 2              |
| 16        | 180-105     | Lock Washer              |                | 8              |
| 17        | 6804-03053  | Guide Plate              |                | 1              |
| 18        | 183-206     | Roll Pin                 |                | 1              |
| 19        | 5208-06047  | Spacer                   |                | 2              |
| 20        | 5104-03028  | Spring                   |                | 1              |
| 21        | 5104-03003  | Back Guide Slider        |                | 1              |
| 22        | 125-710     | Screw                    |                | 4              |
| 23        | 7204-03046  | Back Guide Slider Cover  |                | 1              |
| 24        | 7204-03045  | Back Guide Bracket       |                | 1              |
| 25        | A04-22-3    | Brack Guide Arm          |                | 1              |
| 26        | 6804-03038  | Delivery Shaft           |                | 1              |
| 27        | 145-355     | Set Screw                |                | 1              |
| 28        | 185-1212.01 | Collar                   |                | 1              |
| 29        | 180-106     | Lock Washer              |                | 9              |
| 30        | 117-382     | Screw                    |                | 1              |
| 31        | 183-206     | Lock Washer              |                | 1              |
| 32        | 183-183     | Roll Pin                 |                | 2              |
| 33        | A19-56-3    | Coupling                 |                | 1              |
| 34        | 6804-03037  | Connection Shaft         |                | 1              |
| 35        | A05-09-3    | Universal Coupling       |                | 1              |
| 36        | CH03-44     | Pinion Shaft             |                | 1              |
| 37        | 6804-01011  | Spreader                 |                | 1              |
| 38        | 180-108     | Lock Washer              |                | 2              |
| 39        | 117-481     | Screw                    |                | 2              |
| 40        | CH03-01     | Ratchet Drive Link       |                | 1              |
| 41        | 6804-03002  | Drive Link               |                | 1              |
| 42        | 170-106.3   | Nut                      |                | 1              |
| 43        | 184-106     | Flat Washer              |                | 2              |
| 44        | 125-758     | Screw                    |                | 2              |
| 45        | 7204-03026  | Bearing Pin              |                | 1              |
| 46        | 250-126.6   | Bearing                  |                | 1              |
| 47        | 243-615     | Bushing                  | Included in 52 | 1              |
| 48        | 184-106.3   | Flat Washer              |                | 1              |
| 49        | 170-106     | Nut                      |                | 3              |
| 50        | 181-408     | E-Ring                   |                | 1              |
| 51        | 7204-03025  | Pin                      |                | 1              |
| 52        | 6804-03048C | Drive Lever              |                | 1              |
| 53        | 7204-03014  | Shoulder Screw           |                | 1              |
| 54        | 6904-03003  | Link                     |                | 1              |
| 55        | PX-32       | Spring                   |                | 1              |
| 56        | 6804-03039A | Back Guide Drive Lever   |                | 1              |
| 57        | 183-208     | Spring Pin               |                | 1              |
| 59        | 6804-03020  | Screw Stud               |                | 1              |
| 60        | 181-410     | E-Ring                   |                | 2              |
| 61        | 6804-03035  | Back Jogger Handle Shaft |                | 1              |
| 62        | 117-362     | Screw                    |                | 6              |
| 63        | 6804-03036  | Bracket                  |                | 1              |
| 64        | 140-360     | Set Screw                |                | 1              |
| 65        | 6805-02042  | Handle                   |                | 1              |
| 66        | HC03-09     | Name Plate               |                | 1              |
| 67        | 7204-03049  | Block                    |                | 1              |
| 68        | 117-510     | Screw                    |                | 2              |
| 69        |             |                          |                |                |
| 70        |             |                          |                |                |

E

NOP-Side









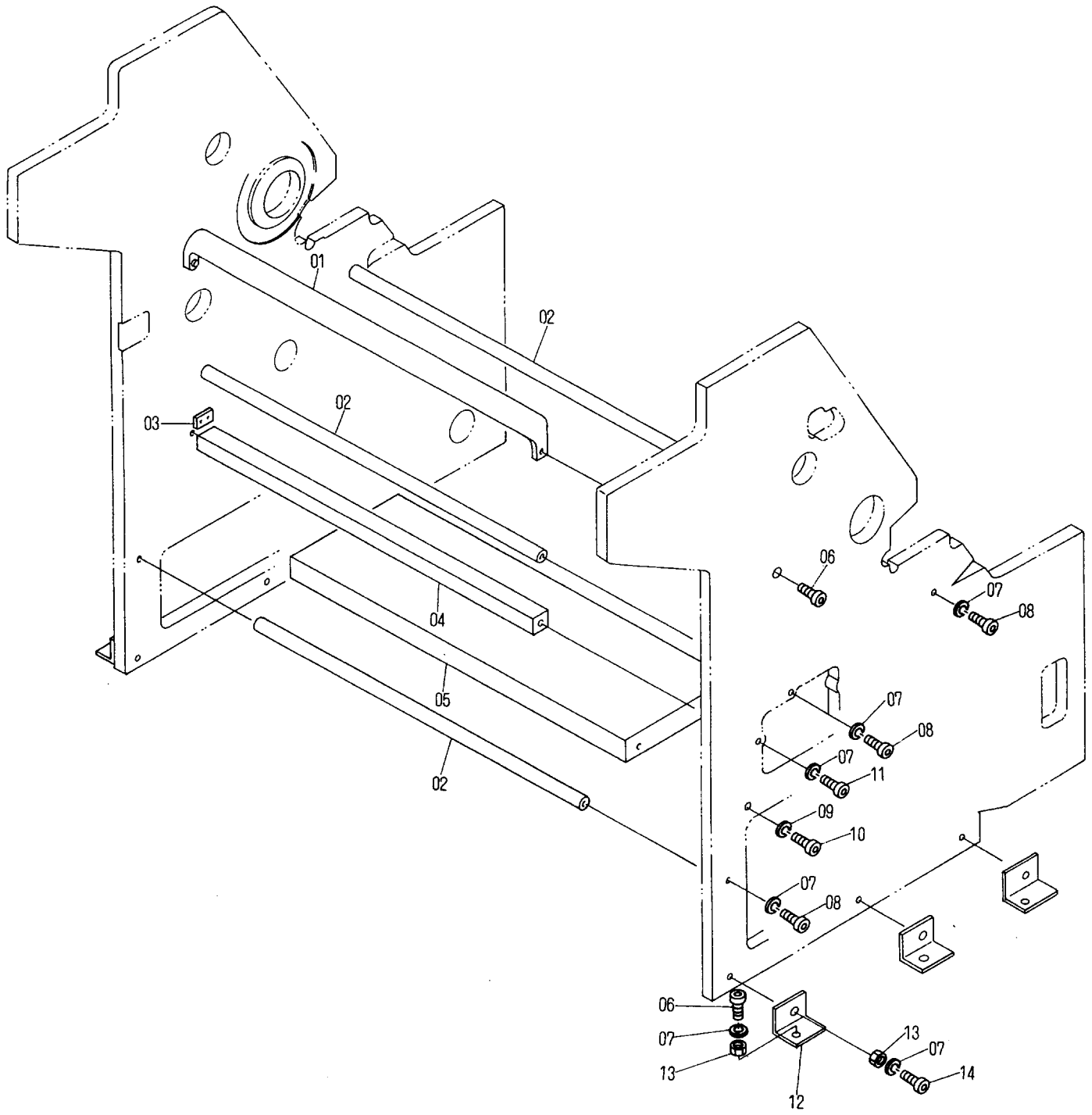
Delivery Section  
**Air Shower and Anti-Static Ban  
 Spray Bottle**

**N5068**

| INDEX No. | Parts No.   | Description                           | Remarks | Units Per Assy |
|-----------|-------------|---------------------------------------|---------|----------------|
| 01        | 6804-06001  | Air Shower Pipe                       |         | 1              |
| 02        | 145-510     | Set Screw                             |         | 1              |
| 03        | H13-14-3    | Air Control Knob                      |         | 1              |
| 04        | 5104-06001  | Air Control Shaft                     |         | 1              |
| 05        | 181-410     | E-Ring                                |         | 1              |
| 06        | 184-112     | Flat Washer                           |         | 1              |
| 07        | 180-182     | Corrugated Washer                     |         | 1              |
| 08        | CH06-23     | Nut                                   |         | 1              |
| 09        | CH06-25A    | Air Control Bracket                   |         | 1              |
| 10        | 183-180     | Roll Pin                              |         | 2              |
| 11        | 183-185     | Roll Pin                              |         | 1              |
|           |             |                                       |         |                |
| 13        | 180-105     | Lock Washer                           |         | 6              |
| 14        | 117-534     | Screw                                 |         | 2              |
| 15        | 5101-12015  | Hose                                  |         | 1              |
| 16        | 5101-12013  | Elbow                                 |         | 1              |
| 17        | 5101-12007  | Hose                                  |         | 1              |
| 18        | 125-615     | Screw                                 |         | 2              |
| 19        | 180-103     | Lock Washer                           |         | 2              |
| 20        | E26-74-3    | Sensor                                |         | 1              |
| 21        | 117-510     | Screw                                 |         | 4              |
| 22        | 170-103     | Nut                                   |         | 2              |
| 23        | 6804-01009  | Sensor Bracket                        |         | 1              |
| 24        | 6804-01005  | Spreader                              |         | 1              |
| 25        | 7204-06005  | Bracket                               |         | 2              |
| 26        | 180-104     | Lock Washer                           |         | 2              |
| 27        | 125-670     | Screw                                 |         | 2              |
| 28        | 101-381     | Screw                                 |         | 1              |
| 29        | E11-02-04-7 | Anti-Static Bar                       |         | 1              |
| 30        | 6804-01006  | Spreader                              |         | 1              |
| 31        | CH06-13     | Long Sprayer                          |         | 1              |
| 32        | CH06-03     | Elbow                                 |         | 2              |
| 33        | A07-37-3    | Jet                                   |         | 2              |
| 34        | 184-106     | Flat Washer                           |         | 1              |
| 35        | 180-106     | Lock Washer                           |         | 7              |
| 36        | CH06-12     | Short Sprayer                         |         | 1              |
| 37        | 170-106     | Nut                                   |         | 1              |
| 38        | 180-108     | Lock Washer                           |         | 2              |
| 39        | 117-468     | Screw                                 |         | 2              |
| 40        | 117-365     | Screw                                 |         | 2              |
| 41        | 5101-12014  | Hose                                  |         | 1              |
| 42        | 5101-12018  | Joint                                 |         | 1              |
| 43        | DS-05       | Nut                                   |         | 3              |
| 44        | E09-42-02-3 | Valve                                 |         | 1              |
| 45        | 5804-06010  | Valve Bracket                         |         | 1              |
| 46        | 125-760     | Screw                                 |         | 2              |
| 47        | 4207-12076  | Spracer                               |         | 2              |
| 48        | 117-360     | Screw                                 |         | 2              |
| 49        | DS-04       | Elbow                                 |         | 2              |
| 50        | 5101-12017  | Hose                                  |         | 1              |
| 51        | 5101-12016  | Hose                                  |         | 2              |
| 52        | CH06-02     | Joint                                 |         | 1              |
| 53        | A07-26-3    | Clamp Knob                            |         | 1              |
| 54        | A07-24-01-3 | Holding Plate                         |         | 1              |
| 55        | 125-658     | Screw                                 |         | 4              |
| 56        | A07-25-3    | Bottle Clamp                          |         | 1              |
| 57        | A07-16-1B-3 | Bottle Top                            |         | 1              |
| 58        | A07-20-3    | Packing                               |         | 1              |
| 59        | A07-19-3    | Spray Bottle                          |         | 1              |
| 60        | 6804-06004  | Bracket                               |         | 1              |
| 61        | A07-16-1C-3 | Spray Bottle Assy (02, 03, 26, 53-59) |         | 1              |
| 62        | 6804-06004A | Spray Bottle Assy (43, 49, 60, 51-61) |         | 1              |
| 63        |             |                                       |         |                |
| 64        |             |                                       |         |                |
| 65        |             |                                       |         |                |
| 66        |             |                                       |         |                |
| 67        |             |                                       |         |                |
| 68        |             |                                       |         |                |
| 69        |             |                                       |         |                |
| 70        |             |                                       |         |                |

**E**

NOP-Side



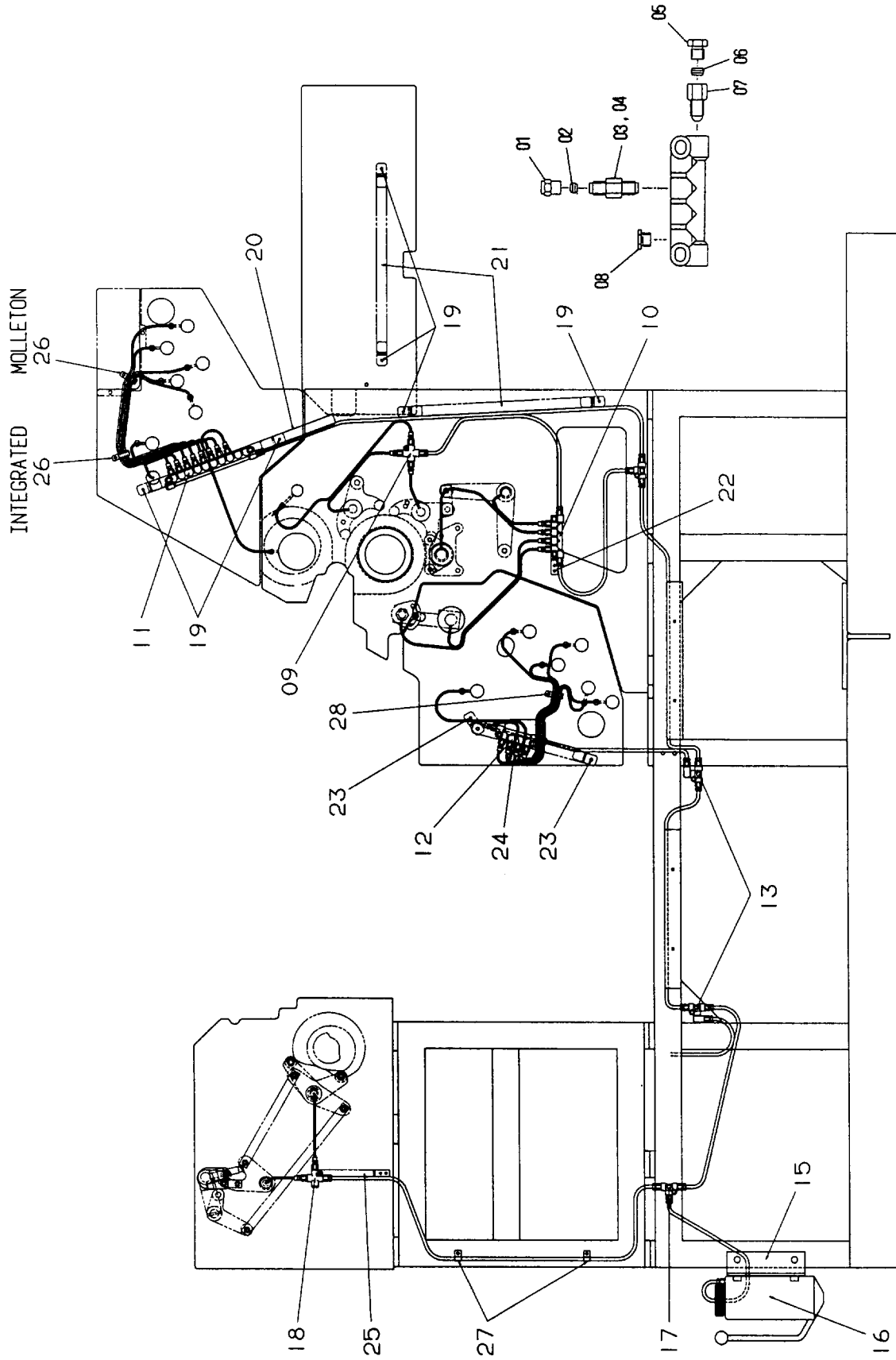
OP-Side

Main Spreader

N5069

| INDEX No. | Parts No.  | Description    | Remarks | Units Per Assy |
|-----------|------------|----------------|---------|----------------|
| 01        | 6802-01004 | Guide Plate    |         | 1              |
| 02        | 6802-11005 | Spreader       |         | 3              |
| 03        | 7204-03049 | Plate          |         | 6              |
| 04        | 6804-01011 | Cross Bar      |         | 1              |
| 05        | 6802-01003 | Spreader Frame |         | 1              |
| 06        | 117-470    | Screw          |         | 18             |
| 07        | 180-108    | Lock Washer    |         | 2              |
| 08        | 117-480    | Screw          |         | 6              |
| 09        | 180-110    | Lock Washer    |         | 4              |
| 10        | 117-571    | Screw          |         | 4              |
| 11        | 117-468    | Screw          |         | 2              |
| 12        | 5101-01005 | Angle          |         | 6              |
| 13        | 184-108    | Flat Washer    |         | 6              |
| 14        | 117-475    |                |         | 6              |
| 15        |            |                |         |                |
| 16        |            |                |         |                |
| 17        |            |                |         |                |
| 18        |            |                |         |                |
| 19        |            |                |         |                |
| 20        |            |                |         |                |
| 21        |            |                |         |                |
| 22        |            |                |         |                |
| 23        |            |                |         |                |
| 24        |            |                |         |                |
| 25        |            |                |         |                |
| 26        |            |                |         |                |
| 27        |            |                |         |                |
| 28        |            |                |         |                |
| 29        |            |                |         |                |
| 30        |            |                |         |                |
| 31        |            |                |         |                |
| 32        |            |                |         |                |
| 33        |            |                |         |                |
| 34        |            |                |         |                |
| 35        |            |                |         |                |
| 36        |            |                |         |                |
| 37        |            |                |         |                |
| 38        |            |                |         |                |
| 39        |            |                |         |                |
| 40        |            |                |         |                |
| 41        |            |                |         |                |
| 42        |            |                |         |                |
| 43        |            |                |         |                |
| 44        |            |                |         |                |
| 45        |            |                |         |                |
| 46        |            |                |         |                |
| 47        |            |                |         |                |
| 48        |            |                |         |                |
| 49        |            |                |         |                |
| 50        |            |                |         |                |
| 51        |            |                |         |                |
| 52        |            |                |         |                |
| 53        |            |                |         |                |
| 54        |            |                |         |                |
| 55        |            |                |         |                |
| 56        |            |                |         |                |
| 57        |            |                |         |                |
| 58        |            |                |         |                |
| 59        |            |                |         |                |
| 60        |            |                |         |                |
| 61        |            |                |         |                |
| 62        |            |                |         |                |
| 63        |            |                |         |                |
| 64        |            |                |         |                |
| 65        |            |                |         |                |
| 66        |            |                |         |                |
| 67        |            |                |         |                |
| 68        |            |                |         |                |
| 69        |            |                |         |                |
| 70        |            |                |         |                |

F

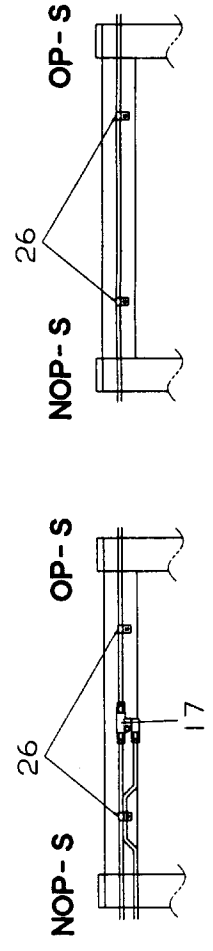
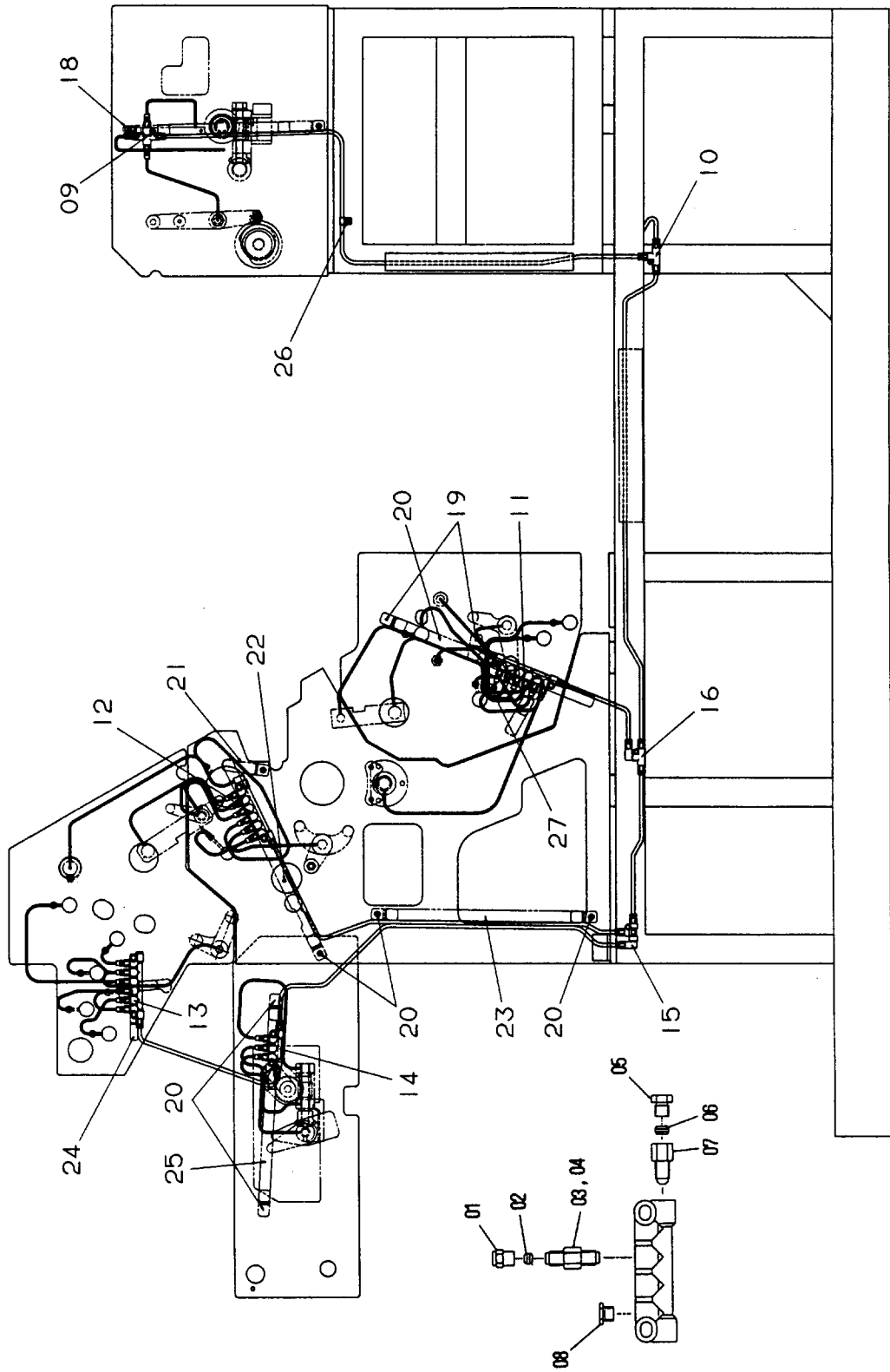


Lubricant Piping (NOP-S)

N5070

| INDEX No. | Parts No.   | Description                            | Remarks | Units Per Assy |
|-----------|-------------|--|---------|----------------|
| 01        | 5805-05026  | Plug                                   |         | 44             |
| 02        | 5805-05028  | Sleave                                 |         | 44             |
| 03        | 5805-05023  | Nipple (Psso) for Hose (3.2φ, Nylon)   |         | 38             |
| 04        | 5805-05022  | Nipple (Pssoo) for Pipe (3.2φ, Cupper) |         | 6              |
| 05        | D-140-13    | Plug                                   |         | 14             |
| 06        | 5805-05027  | Sleave                                 |         | 14             |
| 07        | 5805-05029  | Nipple                                 |         | 14             |
| 08        | D-140-18    | Plug                                   |         | 5              |
| 09        | 6805-05017A | Oil Pipe Joint Assy                    |         | 1              |
| 10        | 6805-05008A | Oil Pipe Joint Assy                    |         | 1              |
| 11        | 6805-05006A | Oil Pipe Joint Assy                    |         | 1              |
| 12        | 6805-05007A | Oil Pipe Joint Assy                    |         | 1              |
| 13        | 6805-05015A | Oil Pipe Joint Assy                    |         | 2              |
| 14        | 6805-05016A | Oil Pipe Joint Assy                    |         | 1              |
| 15        | 6805-05001  | Bracket                                |         | 1              |
| 16        | 5805-05001  | Pump                                   |         | 1              |
| 17        | 6805-05014A | Oil Pipe Joint Assy                    |         | 1              |
| 18        | 6805-05013A | Oil Pipe Joint Assy                    |         | 1              |
| 19        | 5105-18036  | Bracket (for Oil Pipe Joint)           |         | 6              |
| 20        | 6805-05022  | Bracket (for Oil Pipe Joint)           |         | 1              |
| 21        | 5105-18030  | Bracket (for Oil Pipe Joint)           |         | 1              |
| 22        | 6805-05023  | Bracket (for Oil Pipe Joint)           |         | 1              |
| 23        | 6805-05024  | Bracket (for Oil Pipe Joint)           |         | 2              |
| 24        | 6805-05025  | Bracket (for Oil Pipe Joint)           |         | 1              |
| 25        | 5805-05013  | Bracket (for Oil Pipe Joint)           |         | 1              |
| 26        | 5805-05036  | Pipe Holder                            |         | 1              |
| 27        | 5805-05038  | Pipe Holder                            |         | 2              |
| 28        | 5805-05037  | Pipe Holder                            |         | 1              |
| 29        |             |  |         |                |
| 30        |             |  |         |                |
| 31        |             |  |         |                |
| 32        |             |  |         |                |
| 33        |             |  |         |                |
| 34        |             |  |         |                |
| 35        |             |  |         |                |
| 36        |             |  |         |                |
| 37        |             |  |         |                |
| 38        |             |  |         |                |
| 39        |             |  |         |                |
| 40        |             |  |         |                |
| 41        |             |  |         |                |
| 42        |             |  |         |                |
| 43        |             |  |         |                |
| 44        |             |  |         |                |
| 45        |             |  |         |                |
| 46        |             |  |         |                |
| 47        |             |  |         |                |
| 48        |             |  |         |                |
| 49        |             |  |         |                |
| 50        |             |  |         |                |
| 51        |             |  |         |                |
| 52        |             |  |         |                |
| 53        |             |  |         |                |
| 54        |             |  |         |                |
| 55        |             |  |         |                |
| 56        |             |  |         |                |
| 57        |             |  |         |                |
| 58        |             |  |         |                |
| 59        |             |  |         |                |
| 60        |             |  |         |                |
| 61        |             |  |         |                |
| 62        |             |  |         |                |
| 63        |             |  |         |                |
| 64        |             |  |         |                |
| 65        |             |  |         |                |
| 66        |             |  |         |                |
| 67        |             |  |         |                |
| 68        |             |  |         |                |
| 69        |             |  |         |                |
| 70        |             |  |         |                |





NEW TYPE

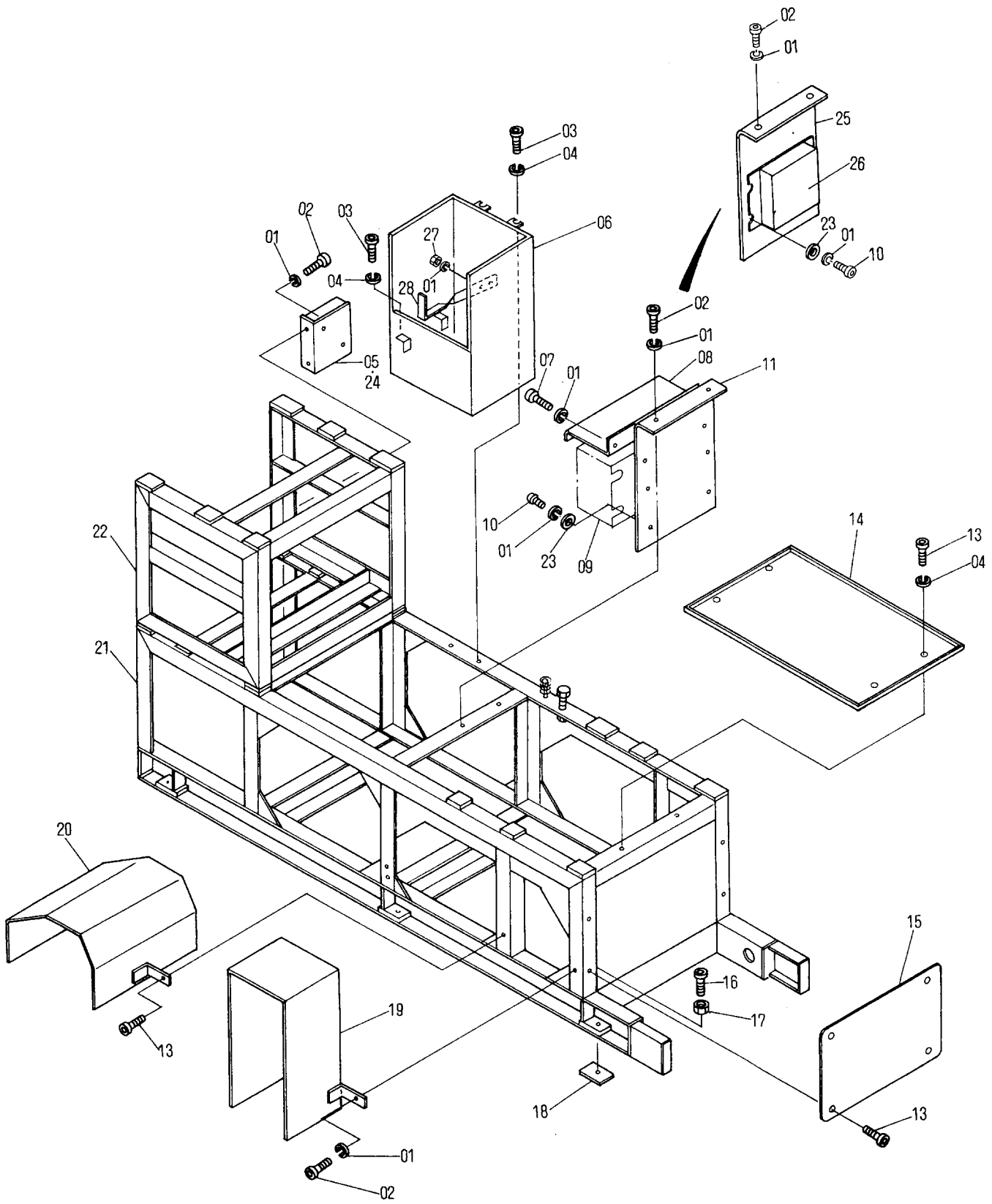
OLD TYPE

Lubricant Piping (OP-S)

N5071

| INDEX No. | Parts No.   | Description             | Remarks              | Units Per Assy |
|-----------|-------------|-------------------------|----------------------|----------------|
| 01        | 5805-05026  | Plug                    |                      | 36             |
| 02        | 5805-05028  | Sleeve                  |                      | 36             |
| 03        | 5805-05023  | Nipple (Psso) for Hose  |                      | 10             |
| 04        | 5805-05022  | Nipple (Pssoo) for Pipe |                      | 26             |
| 05        | D-140-13    | Plug                    |                      | 18             |
| 06        | 5805-05027  | Sleeve                  |                      | 15             |
| 07        | 5805-05029  | Nipple                  |                      | 18             |
| 08        | D-140-18    | Plug                    |                      | 6              |
| 09        | 6805-05009A | Oil Pipe Joint Assy     |                      | 1              |
| 10        | 6805-05010A | Oil Pipe Joint Assy     |                      | 1              |
| 11        | 6805-05002A | Oil Pipe Joint Assy     |                      | 1              |
| 12        | 6805-05003A | Oil Pipe Joint Assy     |                      | 1              |
| 13        | 6805-05004A | Oil Pipe Joint Assy     |                      | 1              |
| 14        | 6805-05005A | Oil Pipe Joint Assy     |                      | 1              |
| 15        | 6805-05012A | Oil Pipe Joint Assy     |                      | 1              |
| 16        | 6805-05011A | Oil Pipe Joint Assy     |                      | 1              |
| 17        | 7205-05042A | Oil Pipe Joint Assy     | Old Type             | 1              |
| 18        | 5805-05013  | Bracket                 | (for Oil Pipe Joint) | 1              |
| 19        | 6805-05020  | Bracket                 | (for Oil Pipe Joint) | 1              |
| 20        | 5105-18036  | Bracket                 | (for Oil Pipe Joint) | 7              |
| 21        | 5105-18029  | Bracket                 | (for Oil Pipe Joint) | 1              |
| 22        | 6805-05019  | Bracket                 | (for Oil Pipe Joint) | 1              |
| 23        | 5105-18030  | Bracket                 | (for Oil Pipe Joint) | 1              |
| 24        | 6805-05027  | Bracket                 | (for Oil Pipe Joint) | 1              |
| 25        | 6805-05021  | Bracket                 | (for Oil Pipe Joint) | 1              |
| 26        | 5805-05038  | Pipe Holder             |                      | 3              |
| 27        | 5805-05036  | Pipe Holder             | Integrated           | 1              |
| 28        |             |                         |                      |                |
| 29        |             |                         |                      |                |
| 30        |             |                         |                      |                |
| 31        |             |                         |                      |                |
| 32        |             |                         |                      |                |
| 33        |             |                         |                      |                |
| 34        |             |                         |                      |                |
| 35        |             |                         |                      |                |
| 36        |             |                         |                      |                |
| 37        |             |                         |                      |                |
| 38        |             |                         |                      |                |
| 39        |             |                         |                      |                |
| 40        |             |                         |                      |                |
| 41        |             |                         |                      |                |
| 42        |             |                         |                      |                |
| 43        |             |                         |                      |                |
| 44        |             |                         |                      |                |
| 45        |             |                         |                      |                |
| 46        |             |                         |                      |                |
| 47        |             |                         |                      |                |
| 48        |             |                         |                      |                |
| 49        |             |                         |                      |                |
| 50        |             |                         |                      |                |
| 51        |             |                         |                      |                |
| 52        |             |                         |                      |                |
| 53        |             |                         |                      |                |
| 54        |             |                         |                      |                |
| 55        |             |                         |                      |                |
| 56        |             |                         |                      |                |
| 57        |             |                         |                      |                |
| 58        |             |                         |                      |                |
| 59        |             |                         |                      |                |
| 60        |             |                         |                      |                |
| 61        |             |                         |                      |                |
| 62        |             |                         |                      |                |
| 63        |             |                         |                      |                |
| 64        |             |                         |                      |                |
| 65        |             |                         |                      |                |
| 66        |             |                         |                      |                |
| 67        |             |                         |                      |                |
| 68        |             |                         |                      |                |
| 69        |             |                         |                      |                |
| 70        |             |                         |                      |                |





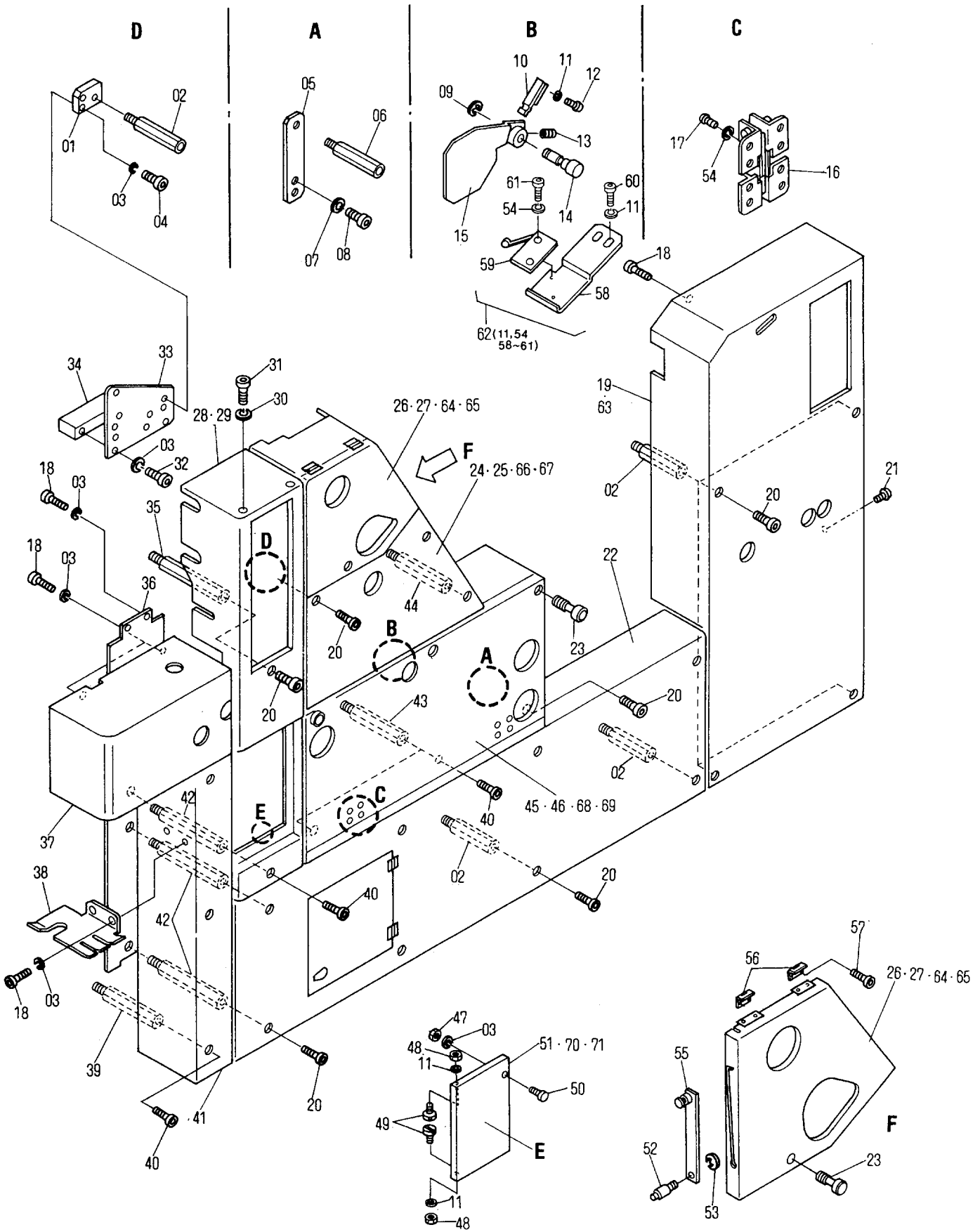


Base Frame

N5072

| INDEX No. | Parts No.   | Description             | Remarks               | Units Per Assy |
|-----------|-------------|-------------------------|-----------------------|----------------|
| 01        | 180-105     | Lock Washer             |                       | 12             |
| 02        | 117-512     | Screw                   |                       | 2              |
| 03        | 117-362     | Screw                   |                       | 4              |
| 04        | 180-106     | Lock Washer             |                       | 8              |
| 05        | 6805-18005  | Bracket                 | Old Type              | 0              |
| 06        | 6805-01007  | Pin                     |                       | 1              |
| 07        | 117-510     | Screw                   |                       | 6              |
| 08        | 6805-18021  | Cover                   |                       | 1              |
| 09        | E11-01-08-3 | Transformer             |                       | 1              |
| 10        | 117-508     | Screw                   |                       | 4              |
| 11        | 6805-18012  | Bracket                 | Old Type              | 1              |
| 13        | 117-360     | Screw                   |                       | 11             |
| 14        | 6805-01004  | Dust Pan                |                       | 1              |
| 15        | 6805-01005  | Bracket                 |                       | 1              |
| 16        | 5105-01015  | Leveling Screw          |                       | 6              |
| 17        | 170-112     | Nut                     |                       | 6              |
| 18        | 5105-01013  | Leveling Foot           |                       | 6              |
| 19        | 6805-18028  | Cover                   |                       | 1              |
| 20        | 6805-18001  | Cover                   |                       | 1              |
| 21        | 6805-01001  | Base Frame              |                       | 1              |
| 22        | 6805-01002  | Base Frame              |                       | 1              |
| 23        | 184-105     | Flat Washer             |                       | 4              |
| 24        | 6805-18027  | Bracket                 | New Type              | 1              |
| 25        | 6805-18030  | Bracket                 | DF-4G048~<br>New Type | 1              |
| 26        | E11-13-09-3 | Anti-Static Transformer | DF-4G048~<br>New Type | 1              |
| 27        | 125-706     | Screw                   |                       | 2              |
| 28        | 6803-09088  | Guide                   |                       | 1              |
| 29        |             |                         |                       |                |
| 30        |             |                         |                       |                |
| 31        |             |                         |                       |                |
| 32        |             |                         |                       |                |
| 33        |             |                         |                       |                |
| 34        |             |                         |                       |                |
| 35        |             |                         |                       |                |
| 36        |             |                         |                       |                |
| 37        |             |                         |                       |                |
| 38        |             |                         |                       |                |
| 39        |             |                         |                       |                |
| 40        |             |                         |                       |                |
| 41        |             |                         |                       |                |
| 42        |             |                         |                       |                |
| 43        |             |                         |                       |                |
| 44        |             |                         |                       |                |
| 45        |             |                         |                       |                |
| 46        |             |                         |                       |                |
| 47        |             |                         |                       |                |
| 48        |             |                         |                       |                |
| 49        |             |                         |                       |                |
| 50        |             |                         |                       |                |
| 51        |             |                         |                       |                |
| 52        |             |                         |                       |                |
| 53        |             |                         |                       |                |
| 54        |             |                         |                       |                |
| 55        |             |                         |                       |                |
| 56        |             |                         |                       |                |
| 57        |             |                         |                       |                |
| 58        |             |                         |                       |                |
| 59        |             |                         |                       |                |
| 60        |             |                         |                       |                |
| 61        |             |                         |                       |                |
| 62        |             |                         |                       |                |
| 63        |             |                         |                       |                |
| 64        |             |                         |                       |                |
| 65        |             |                         |                       |                |
| 66        |             |                         |                       |                |
| 67        |             |                         |                       |                |
| 68        |             |                         |                       |                |
| 69        |             |                         |                       |                |
| 70        |             |                         |                       |                |

H



| INDEX No. | Parts No.   | Description                                       | Remarks                | Units Per Assy |
|-----------|-------------|---|------------------------|----------------|
| 01        | 6805-02003  | Bracket   |                        | 1              |
| 02        | 6805-02032  | Screw Stud  |                        | 11             |
| 03        | 180-105     | Lock Washer                                       |                        | 10             |
| 04        | 117-515     | Screw   |                        | 2              |
| 05        | 6805-02004  | Bracket   |                        | 1              |
| 06        | 6805-02029  | Screw Stud  |                        | 1              |
| 07        | 180-108     | Lock Washer                                       |                        | 2              |
| 08        | 117-465     | Screw   |                        | 2              |
| 09        | 181-406     | E-Ring  |                        | 1              |
| 10        | 5105-02091  | Plate   |                        | 1              |
| 11        | 180-104     | Lock Washer                                       |                        | 4              |
| 12        | 125-656     | Screw   |                        | 2              |
| 13        | 145-408     | Set Screw   |                        | 1              |
| 14        | 6805-02061  | Knob  |                        | 1              |
| 15        | 6805-02056A | Cover   | OP-S                   | 1              |
| 16        | 6805-02054  | Hinge   |                        | 2              |
| 17        | 125-606     | Screw   |                        | 16             |
| 18        | 117-510     | Screw   |                        | 8              |
| 19        | 6805-02014B | Feeder Frame Cover (Japanese)                     | OP-S                   | 1              |
| 20        | 117-512.01  | Screw   |                        | 30             |
| 21        | 125-710.01  | Screw   |                        | 1              |
| 22        | 6805-02005B | Base Panel Cover                                  |                        | 1              |
| 23        | 5105-02035  | Thumb Screw                                       |                        | 3              |
| 24        | 6805-02007B | Printing Head Frame Cover Old Type                | OP-S Molleton          | 1              |
| 25        | 6805-02008B | Printing Head Frame Cover Old Type                | OP-S Integrated        | 1              |
| 26        | 6805-02018B | Access Cover (upper) (Japanese)                   | OP-S Molleton          | 1              |
| 27        | 6805-02020B | Access Cover (upper) (Japanese)                   | OP-S Integrated        | 1              |
| 28        | 6805-02011  | Main Panel Cover                                  | for Japanese Molleton  | 1              |
| 29        | 6805-02058  | Main Panel Cover                                  | for English Integrated | 1              |
| 30        | 180-105.01  | Lock Washer                                       |                        | 2              |
| 31        | 117-510.01  | Screw   |                        | 2              |
| 32        | 117-534     | Screw   |                        | 2              |
| 33        | 6805-02001  | Cover   | OP-S                   | 1              |
| 34        | 6805-02034  | Bracket   |                        | 1              |
| 35        | 6805-02036  | Screw Stud  |                        | 1              |
| 36        | 6805-02023  | Plate   |                        | 1              |
| 37        | 6805-02024A | Delivery Frame Cover                              |                        | 1              |
| 38        | 6805-02072  | Bracket   |                        | 1              |
| 39        | 6805-02033  | Screw Stud  |                        | 3              |
| 40        | 117-512     | Screw   |                        | 3              |
| 41        | 6805-02039  | Delivery Panel Cover                              |                        | 1              |
| 42        | 6805-02037  | Screw Stud  |                        | 3              |
| 43        | 6805-02031  | Screw Stud  |                        | 3              |
| 44        | 6805-02044  | Screw Stud  |                        | 1              |
| 45        | 6805-02021A | Access Cover (Lower) (Japanese) Old Type          |                        | 1              |
| 46        | 6805-02019A | Access Cover (Lower) (Japanese) Old Type          |                        | 1              |
| 47        | 170-105     | Nut   |                        | 1              |
| 48        | 170-104     | Nut   |                        | 2              |
| 49        | 5105-02051  | Pin   |                        | 2              |
| 50        | 6805-02055  | Knob  |                        | 1              |
| 51        | 6805-02045  | Manual Operation Panel Cover                      |                        | 1              |
| 52        | 5105-02055  | Pin   |                        | 1              |
| 53        | 181-403     | E-Ring  |                        | 1              |
| 54        | 180-103     | Lock Washer                                       |                        | 18             |
| 55        | 5105-02053A | Lever   |                        | 1              |
| 56        | 5105-02062  | Hinge   | OP-S                   | 2              |
| 57        | 117-310     | Screw   |                        | 4              |
| 58        | 6805-18025  | Bracket   |                        | 1              |
| 59        | E10-29-3    | Safety Switch                                     |                        | 1              |
| 60        | 125-658     | Screw   |                        | 2              |
| 61        | 125-615     | Screw   |                        | 2              |
| 62        | 6805-18025A | Safety Switch Assy (11, 54, 58~61)                |                        | 1              |
| 63        | 6805-02014C | Feeder Frame Cover (English)                      | OP-S                   | 1              |
| 64        | 6805-02018C | Access Cover (Upper) (English)                    | OP-S, Molleton         | 1              |
| 65        | 6805-02020C | Access Cover (Upper) (English)                    | OP-S, Integrated       | 1              |
| 66        | 6805-02073B | Printing Head Frame Cover DF-3H092~               | OP-S, Molleton         | 1              |
| 67        | 6805-02074B | Printing Head Frame Cover DF-3H092~               | OP-S, Integrated       | 1              |
| 68        | 6805-02075  | Access Cover (Lower) DF-3H092~                    | OP-S, Molleton         | 1              |
| 69        | 6805-02076  | Access Cover (Lower) DF-3H092~                    | OP-S, Integrated       | 1              |
| 70        | 6805-02045A | Manual Operation Panel Cover (Japanese) DF-4G061~ |                        | 1              |
| 71        | 6805-02045B | Manual Operation Panel Cover (English) DF-4G061~  |                        | 1              |

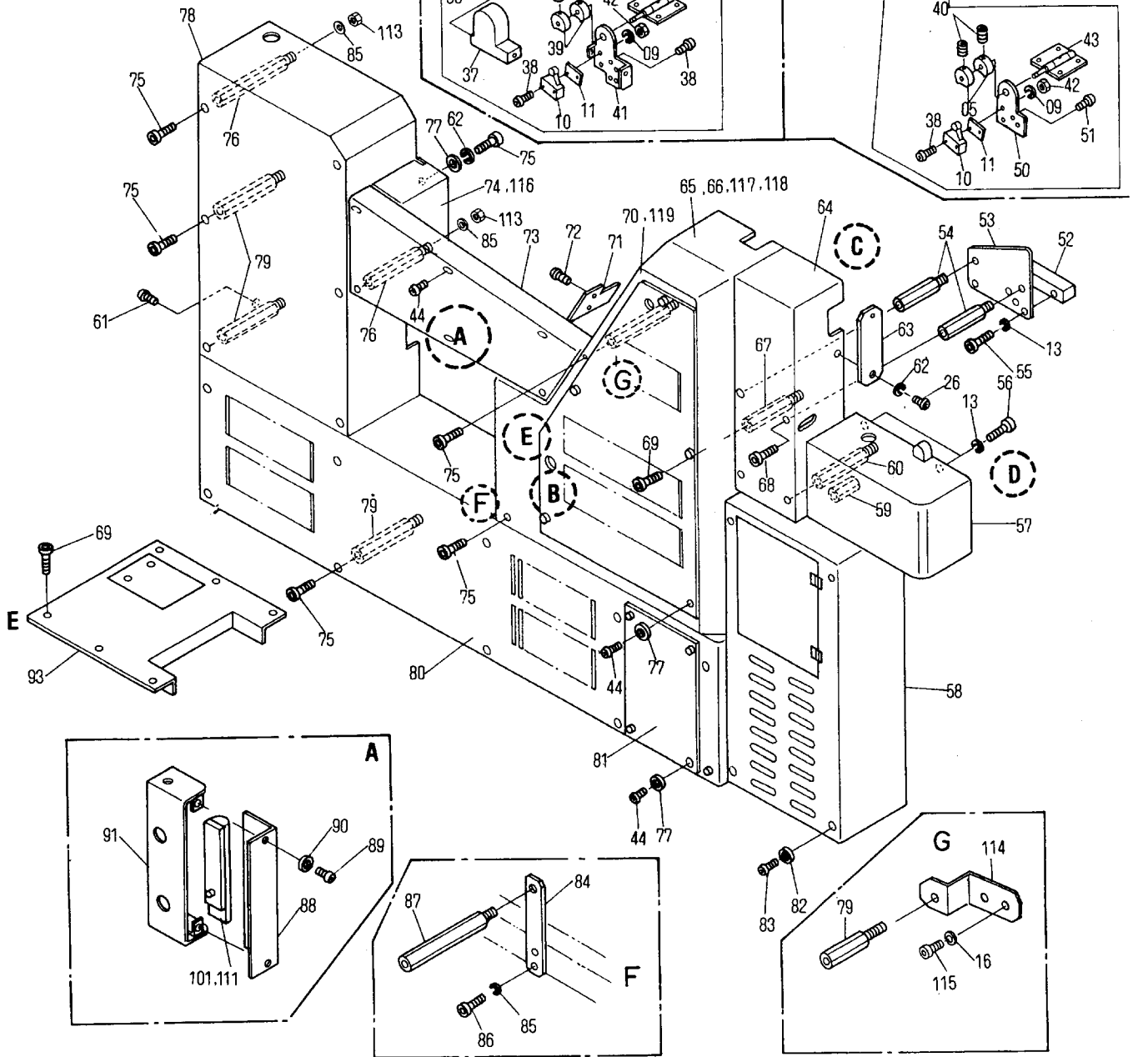
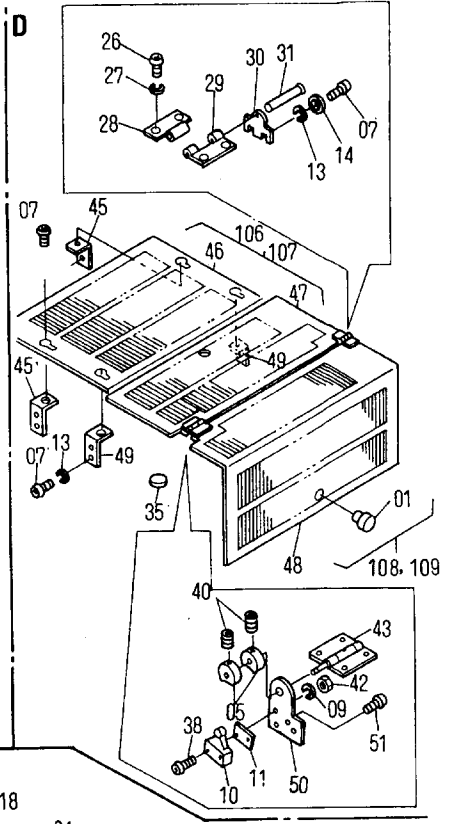
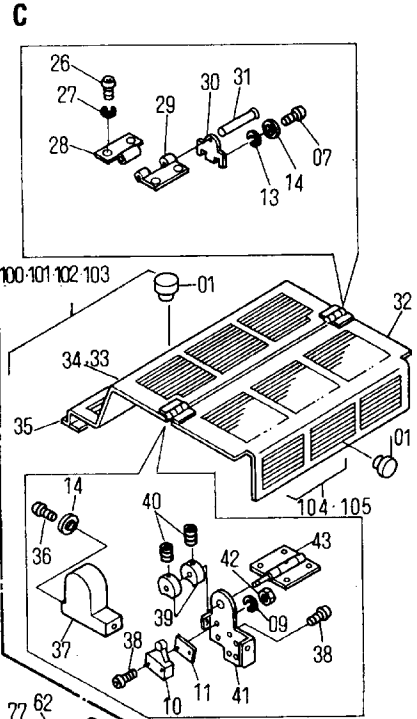
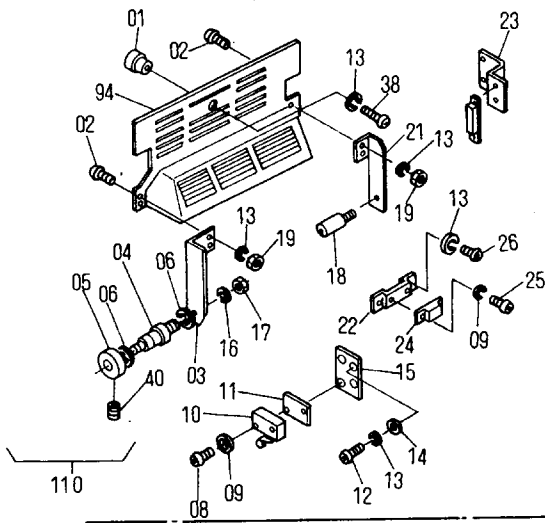
N5074

95 (01~03, 07, 13, 19~27, 99)

96 (01~03, 07, 13, 19~22, 99)

**B** 97 (01~03, 19, 21, 23, 24)

98 (01~03, 19, 21, 23, 24)



| INDEX No. | Parts No.   | Description                        | Remarks    | Units Per Assy |
|-----------|-------------|------------------------------------|------------|----------------|
| 01        | 129-32-3    | Knob                               |            | 5              |
| 02        | 125-710     | Screw                              |            | 4              |
| 03        | 6805-08021  | Bracket                            |            | 1              |
| 04        | 6805-08007  | Pivot Pin                          |            | 1              |
| 05        | CK13-26     | Switch Operating Cam               |            | 3              |
| 06        | 181-408     | E-Ring                             |            | 2              |
| 08        | 125-615     | Screw                              |            | 2              |
| 09        | 180-103     | Lock Washer                        |            | 10             |
| 10        | E10-29-3    | Safety Switch                      |            | 3              |
| 11        | CK13-15     | Switch Base                        |            | 3              |
| 12        | 125-715     | Screw                              |            | 2              |
| 13        | 180-105     | Lock Washer                        |            | 61             |
| 14        | 184-105     | Flat Washer                        |            | 11             |
| 15        | 6805-08008  | Bracket                            |            | 1              |
| 16        | 180-106     | Lock Washer                        |            | 3              |
| 17        | 170-106     | Nut                                |            | 1              |
| 18        | 6805-08022  | Pin                                |            | 1              |
| 19        | 170-105     | Nut                                |            | 4              |
| 20        | 6805-08001  | Ink Cover (Lower)                  | Integrated | 1              |
| 21        | 6805-08020  | Bracket                            |            | 1              |
| 22        | 6805-08023  | Bracket                            | Integrated | 1              |
| 23        | 6805-08025  | Bracket                            | Molleton   | 2              |
| 24        | 6805-08024  | Magnet                             | Integrated | 1              |
| 25        | 125-608     | Screw                              |            | 2              |
| 26        | 125-712.01  | Screw                              |            | 16             |
| 27        | 180-105.01  | Lock Washer                        |            | 16             |
| 28        | G09-07-3    | Hinge                              |            | 4              |
| 29        | G09-08-3    | Hinge                              |            | 4              |
| 30        | CK13-21     | Hinge Bracket                      |            | 2              |
| 31        | G09-09-3    | Hinge Pin                          |            | 2              |
| 32        | 6805-08003  | Ink Cover (Upper)                  |            | 1              |
| 33        | 6805-08019  | Dampening Cover (Upper)            | Molleton   | 1              |
| 34        | 6805-08002  | Dampening Cover (Upper)            | Integrated | 1              |
| 35        | CP01-03     | Rubber                             |            | 12             |
| 36        | 125-705     | Screw                              |            | 1              |
| 37        | 6805-08010  | Cover                              |            | 1              |
| 38        | 125-712     | Screw                              |            | 6              |
| 39        | 5105-02020  | Switch Operating Cam               |            | 2              |
| 40        | 145-408     | Set Screw                          |            | 5              |
| 41        | 6805-08009  | Hinge Bracket                      |            | 1              |
| 42        | 170-103     | Nut                                |            | 6              |
| 43        | CK13-25B    | Hinge Assy                         |            | 2              |
| 44        | 125-708.01  | Screw                              |            | 10             |
| 45        | 6805-08018  | Bracket                            |            | 2              |
| 46        | 6805-08016  | Delivery Shield Hinged Panel       |            | 1              |
| 47        | 6805-08004  | Delivery Shield Hinged Panel       |            | 1              |
| 48        | 6805-08006  | Delivery Shield Hinged Panel       |            | 1              |
| 49        | 6805-08017  | Bracket                            |            | 2              |
| 50        | 5105-02072  | Hinge Bracket                      |            | 1              |
| 51        | 125-718     | Screw                              |            | 2              |
| 52        | 6805-02034  | Bracket                            |            | 1              |
| 53        | 6805-02002  | Cover                              | NOP-S      | 1              |
| 54        | 6805-02040  | Screw Stud                         |            | 2              |
| 55        | 117-534     | Screw                              |            | 2              |
| 56        | 117-510     | Screw                              |            | 3              |
| 57        | 6805-02026A | Delivery Frame Cover               | NOP-S      | 1              |
| 58        | 6805-02062A | Delivery Panel Cover               |            | 1              |
| 59        | 6805-02030  | Spacer                             |            | 2              |
| 60        | 6805-02033  | Screw Stud                         |            | 2              |
| 61        | 125-710.01  | Screw                              |            | 1              |
| 62        | 180-105.01  | Lock Washer                        |            | 6              |
| 63        | 6805-02064  | Cover Plate                        | Integrated | 1              |
| 64        | 6805-02025  | Panel Cover                        |            | 1              |
| 65        | 6805-02010  | Printing Head Frame Cover Old Type | Integrated | 1              |
| 66        | 6805-02009  | Printing Head Frame Cover Old Type | Molleton   | 1              |
| 67        | 5105-02052  | Screw Stud                         |            | 2              |
| 68        | 117-510.01  | Screw                              |            | 4              |
| 69        | 117-532.01  | Screw                              |            | 2              |
| 70        | 6805-02022  | Cover Plate Old Type               | NOP-S      | 1              |

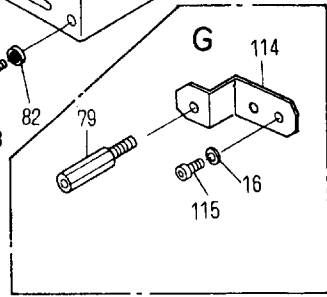
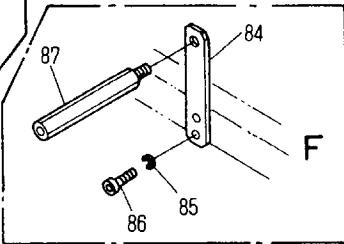
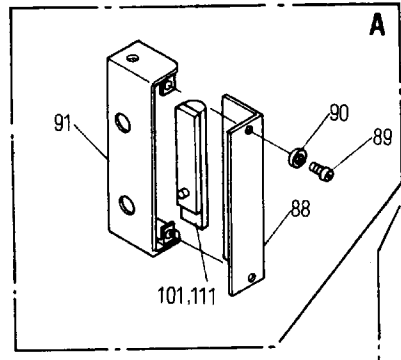
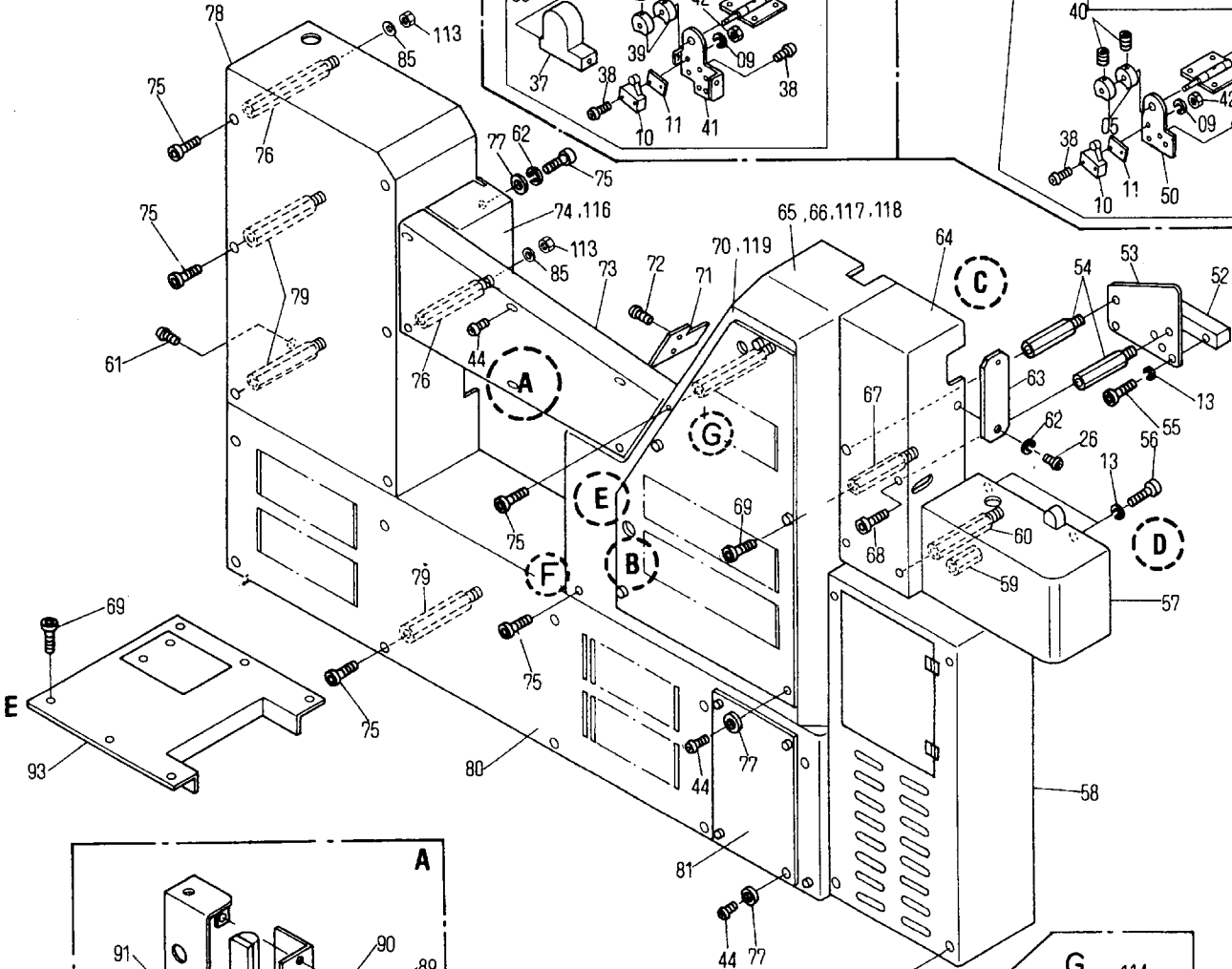
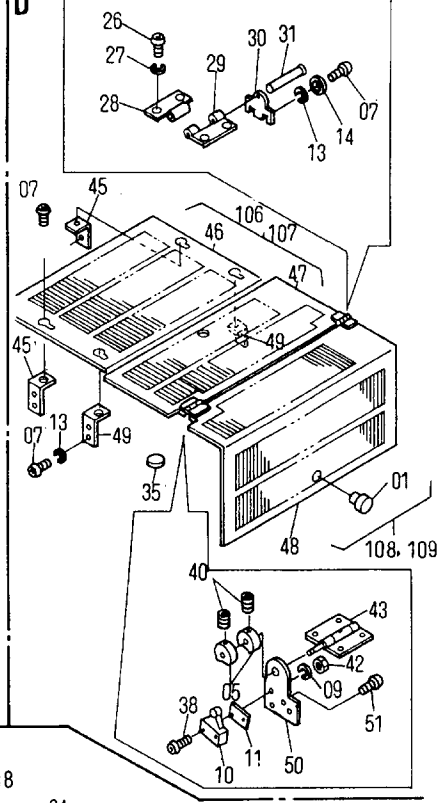
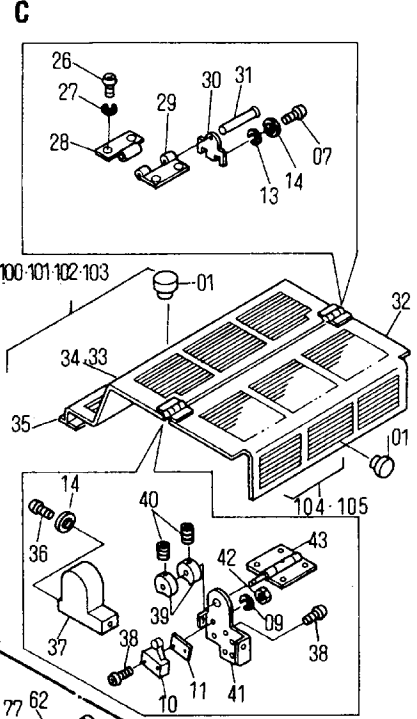
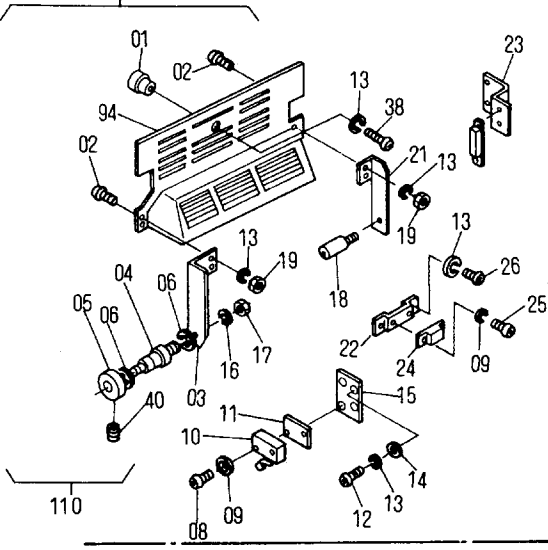
N5074

95 (01~03,07,13,19~27,99)

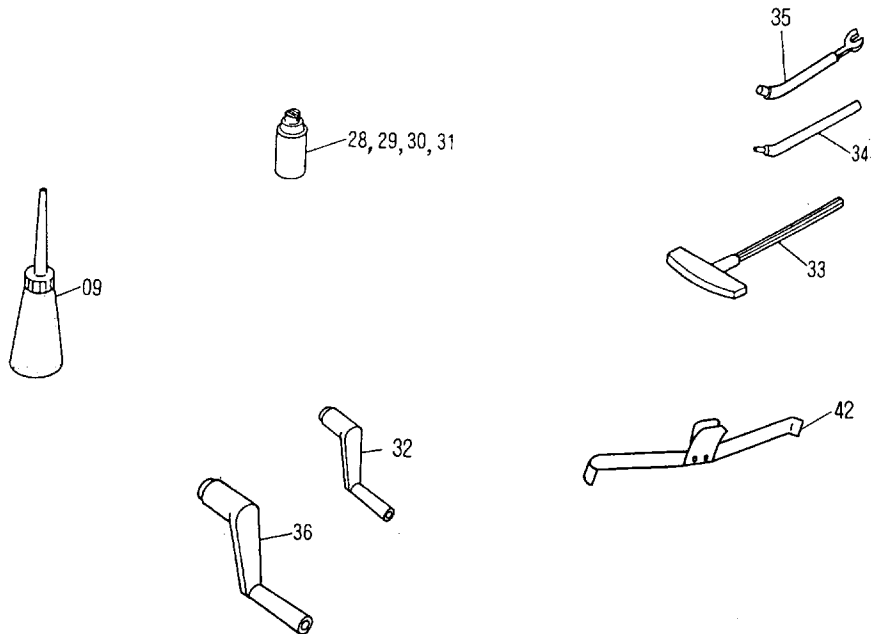
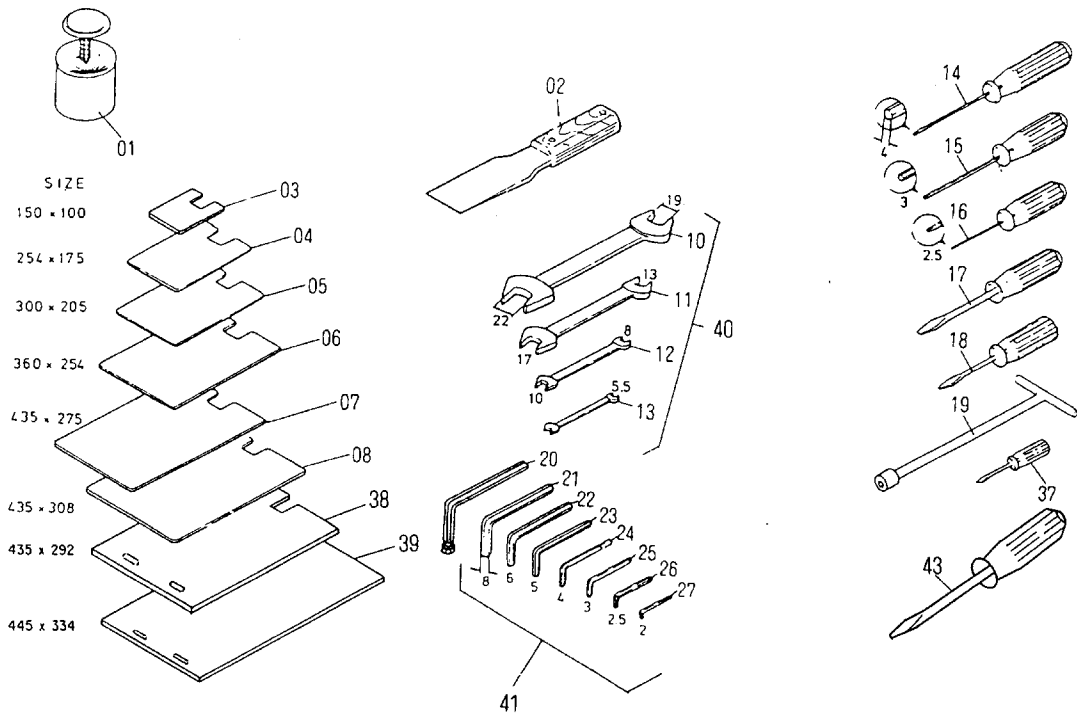
96 (01~03,07,13,19~22,99)

**B** 97 (01~03,19,21,23,24)

98 (01~03,19,21,23,24)









Plunger-Can and Set of Tools

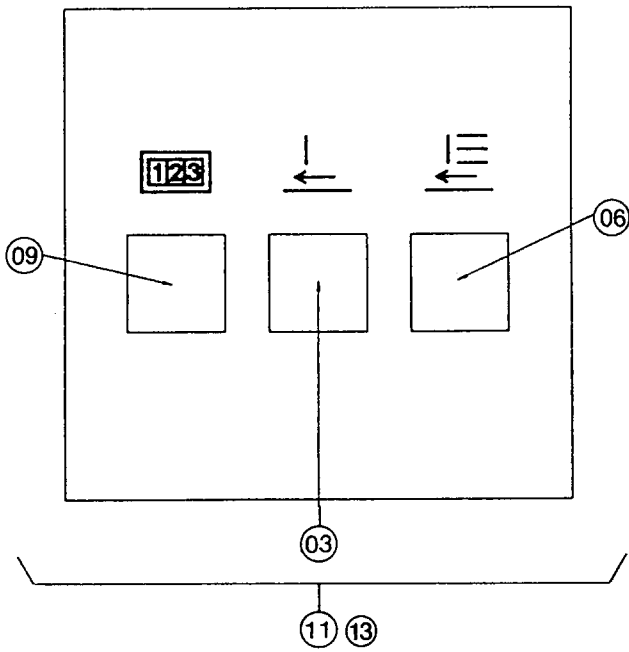
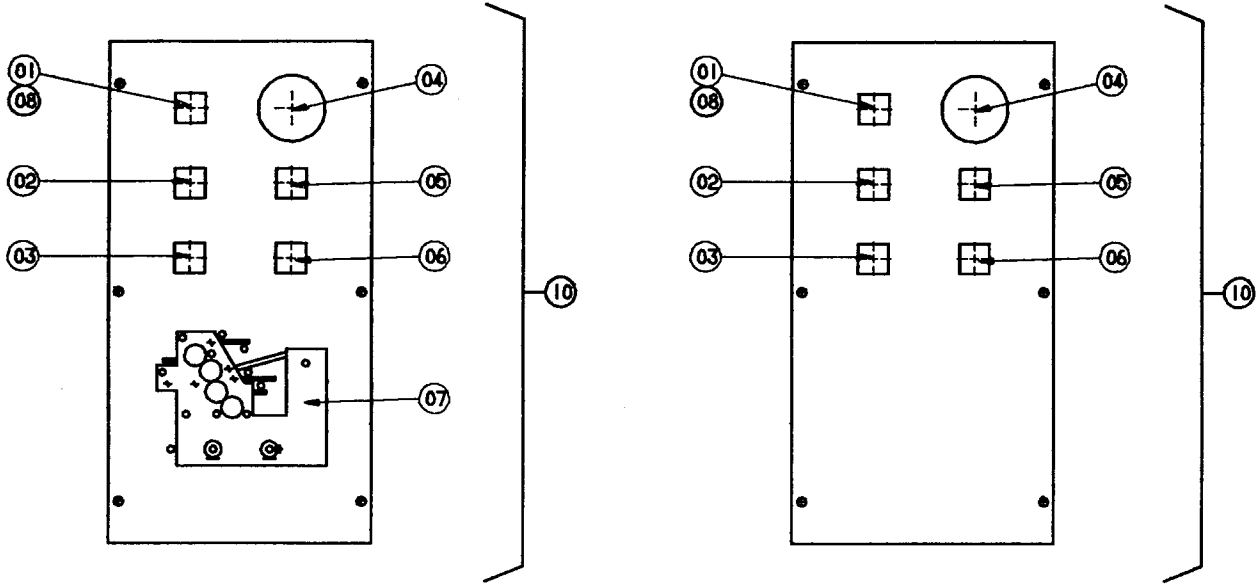
N5075

| INDEX No. | Parts No.   | Description                      | Remarks  | Units Per Assy |
|-----------|-------------|----------------------------------|----------|----------------|
| 01        | 6505-04037A | Plunger Can                      |          | 1              |
| 02        | 6805-04028  | Spatula                          |          | 2              |
| 03        | 6801-08110  | Paper Holding-Plate              |          | 1              |
| 04        | CK15-09     | Paper Holding-Plate              |          | 1              |
| 05        | CK15-08     | Paper Holding-Plate              |          | 1              |
| 06        | CK15-07     | Paper Holding-Plate              |          | 1              |
| 07        | CK15-06     | Paper Holding-Plate              |          | 1              |
| 08        | CK15-04     | Paper Holding-Plate              |          | 1              |
| 09        | B03-47-3    | Oiler                            |          | 1              |
| 10        | B03-32-04-3 | Spanner                          |          | 1              |
| 11        | B03-32-03-3 | Spanner                          |          | 1              |
| 12        | B03-32-02-3 | Spanner                          |          | 1              |
| 13        | B03-32-01-3 | Spanner                          |          | 1              |
| 14        | B03-42-03-3 | Screw Drive                      |          | 1              |
| 15        | B03-42-02-3 | Screw Drive                      |          | 1              |
| 16        | B03-42-01-3 | Screw Drive                      |          | 1              |
| 17        | B03-46-01-3 | Driver                           |          | 1              |
| 18        | B03-46-02-3 | Driver                           |          | 1              |
| 19        | 6805-04030  | Box Wrench                       |          | 1              |
| 20        | 5105-04029  | Set Screw Wrench with Ball Point |          | 1              |
| 21        | B03-36-07-3 | Set Screw Wrench                 |          | 1              |
| 22        | B03-36-06-3 | Set Screw Wrench                 |          | 1              |
| 23        | B03-36-05-3 | Set Screw Wrench                 |          | 1              |
| 24        | B03-36-04-3 | Set Screw Wrench                 |          | 1              |
| 25        | B03-36-03-3 | Set Screw Wrench                 |          | 1              |
| 26        | B03-36-02-3 | Set Screw Wrench                 |          | 1              |
| 27        | B03-36-01-3 | Set Screw Wrench                 |          | 1              |
| 28        | 5105-04025  | Color Spray (Light Gray)         |          | 1              |
| 29        | 5105-04026  | Color Spray (Gray)               |          | 1              |
| 30        | 5105-04027  | Color Spray (Dark Gray)          |          | 1              |
| 31        | 5105-04031  | Color Spray (Silver)             |          | 1              |
| 32        | 5104-05030A | Crank Handle                     |          | 2              |
| 33        | 5105-04030  | T-Wrench                         |          | 1              |
| 34        | CK15-03     | Wrench                           |          | 1              |
| 35        | 6805-04026  | Wrench                           |          | 1              |
| 36        | 5102-14063A | Crank Handle                     |          | 1              |
| 37        | EB03-01     | Driver                           |          | 1              |
| 38        | 6801-08109  | Paper Holding Plate              |          | 1              |
| 39        | 6801-08108  | Paper Holding Plate              |          | 1              |
| 40        | B03-32-1A-3 | Spanner Set (10-13)              |          | 1              |
| 41        | B03-36-1A-3 | Set Screw Wrench Set (21-27)     |          | 1              |
| 42        | H10-80-1C-3 | Take up Guide Bracket            |          | 1              |
| 43        | 5103-11098  | Driver                           | Molleton | 1              |
| 44        |             |                                  |          |                |
| 45        |             |                                  |          |                |
| 46        |             |                                  |          |                |
| 47        |             |                                  |          |                |
| 48        |             |                                  |          |                |
| 49        |             |                                  |          |                |
| 50        |             |                                  |          |                |
| 51        |             |                                  |          |                |
| 52        |             |                                  |          |                |
| 53        |             |                                  |          |                |
| 54        |             |                                  |          |                |
| 55        |             |                                  |          |                |
| 56        |             |                                  |          |                |
| 57        |             |                                  |          |                |
| 58        |             |                                  |          |                |
| 59        |             |                                  |          |                |
| 60        |             |                                  |          |                |
| 61        |             |                                  |          |                |
| 62        |             |                                  |          |                |
| 63        |             |                                  |          |                |
| 64        |             |                                  |          |                |
| 65        |             |                                  |          |                |
| 66        |             |                                  |          |                |
| 67        |             |                                  |          |                |
| 68        |             |                                  |          |                |
| 69        |             |                                  |          |                |
| 70        |             |                                  |          |                |

J

~DF-4H060

DF-4H061~

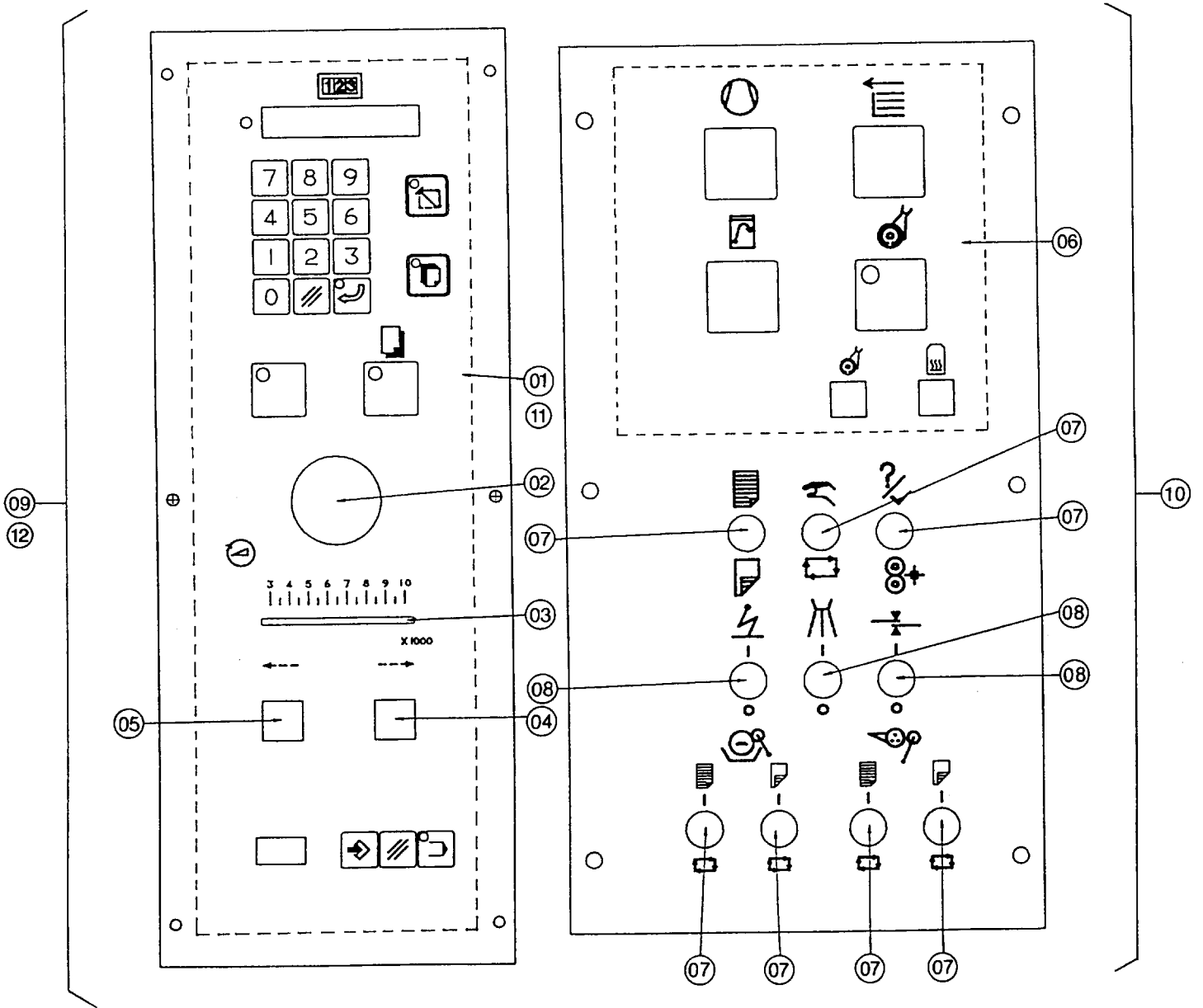


# Operation Panel

N5076

| INDEX No. | Parts No.   | Description          | Remarks                           | Units Per Assy |
|-----------|-------------|----------------------|-----------------------------------|----------------|
| 01        | E45-06-03-3 | Push Switch          |                                   | 1              |
| 02        | E45-06-01-3 | Inching Switch (+)   |                                   | 1              |
| 03        | E45-06-04-3 | Feed Switch          |                                   | 1              |
| 04        | E45-06-07-3 | Stop Switch          |                                   | 1              |
| 05        | E45-06-02-3 | Inching Switch       |                                   | 1              |
| 06        | E45-06-05-3 | Feed Switch          |                                   | 1              |
| 07        | E42-13-01-3 | Monitor Board        | (-DF-4H060)                       | 1              |
| 08        | E45-06-08-3 | Switch Cover         |                                   | 1              |
| 09        | E45-06-06-3 | Counter Switch       |                                   | 1              |
| 10        | E48-05-1A-3 | Operation Panel Assy | (Included 01~08) (-DF-4H060)      | 1              |
| 11        | E48-08-1A-3 | Operation Panel Assy | (Included 03, 06, 09) (-DF-4H060) | 1              |
| 12        | E48-05-1B-3 | Operation Panel Assy | (Included 01~06, 08) (DF-4H061~)  | 1              |
| 13        | E48-08-1B-3 | Operation Panel Assy | (Included 03, 06, 09) (DF-4H061~) | 1              |
| 14        |             |                      |                                   |                |
| 15        |             |                      |                                   |                |
| 16        |             |                      |                                   |                |
| 17        |             |                      |                                   |                |
| 18        |             |                      |                                   |                |
| 19        |             |                      |                                   |                |
| 20        |             |                      |                                   |                |
| 21        |             |                      |                                   |                |
| 22        |             |                      |                                   |                |
| 23        |             |                      |                                   |                |
| 24        |             |                      |                                   |                |
| 25        |             |                      |                                   |                |
| 26        |             |                      |                                   |                |
| 27        |             |                      |                                   |                |
| 28        |             |                      |                                   |                |
| 29        |             |                      |                                   |                |
| 30        |             |                      |                                   |                |
| 31        |             |                      |                                   |                |
| 32        |             |                      |                                   |                |
| 33        |             |                      |                                   |                |
| 34        |             |                      |                                   |                |
| 35        |             |                      |                                   |                |
| 36        |             |                      |                                   |                |
| 37        |             |                      |                                   |                |
| 38        |             |                      |                                   |                |
| 39        |             |                      |                                   |                |
| 40        |             |                      |                                   |                |
| 41        |             |                      |                                   |                |
| 42        |             |                      |                                   |                |
| 43        |             |                      |                                   |                |
| 44        |             |                      |                                   |                |
| 45        |             |                      |                                   |                |
| 46        |             |                      |                                   |                |
| 47        |             |                      |                                   |                |
| 48        |             |                      |                                   |                |
| 49        |             |                      |                                   |                |
| 50        |             |                      |                                   |                |
| 51        |             |                      |                                   |                |
| 52        |             |                      |                                   |                |
| 53        |             |                      |                                   |                |
| 54        |             |                      |                                   |                |
| 55        |             |                      |                                   |                |
| 56        |             |                      |                                   |                |
| 57        |             |                      |                                   |                |
| 58        |             |                      |                                   |                |
| 59        |             |                      |                                   |                |
| 60        |             |                      |                                   |                |
| 61        |             |                      |                                   |                |
| 62        |             |                      |                                   |                |
| 63        |             |                      |                                   |                |
| 64        |             |                      |                                   |                |
| 65        |             |                      |                                   |                |
| 66        |             |                      |                                   |                |
| 67        |             |                      |                                   |                |
| 68        |             |                      |                                   |                |
| 69        |             |                      |                                   |                |
| 70        |             |                      |                                   |                |

K



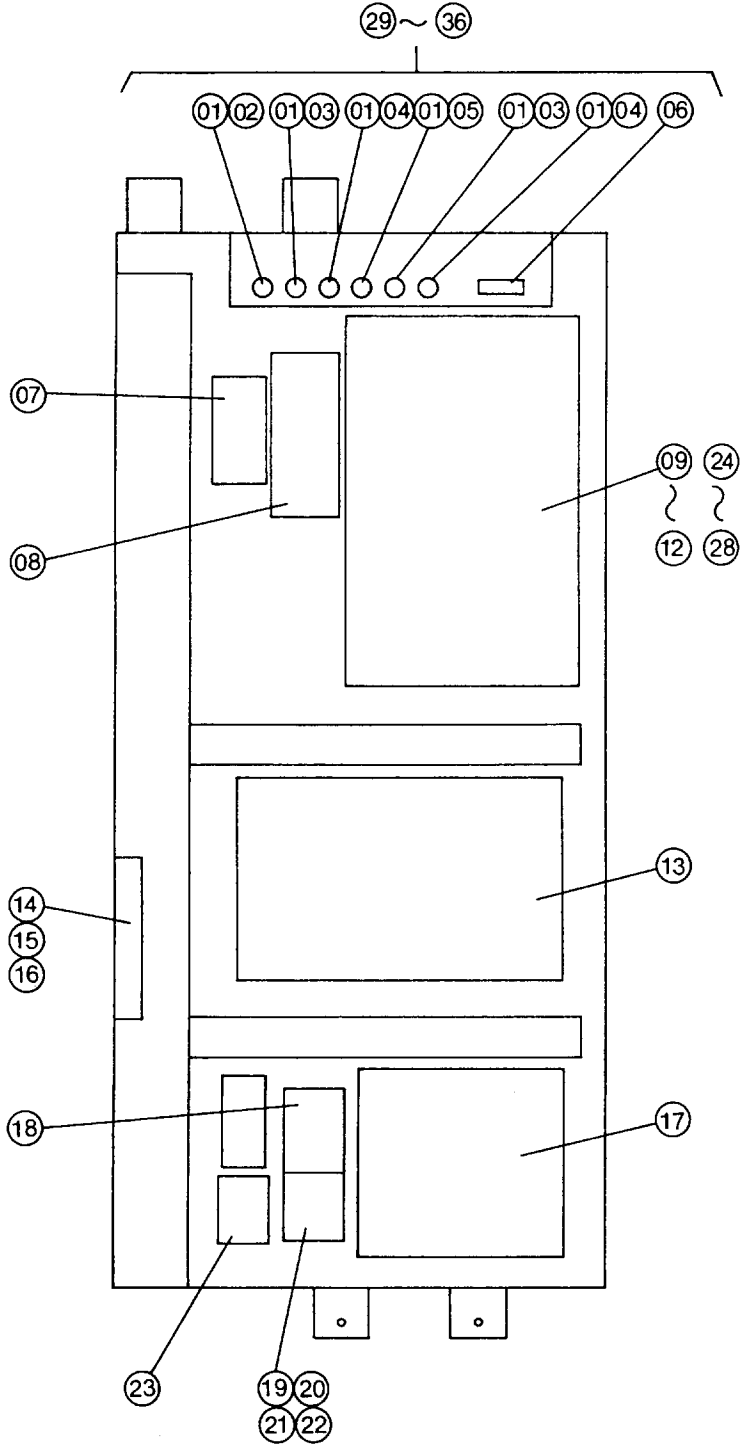
Operation Panel

N5077

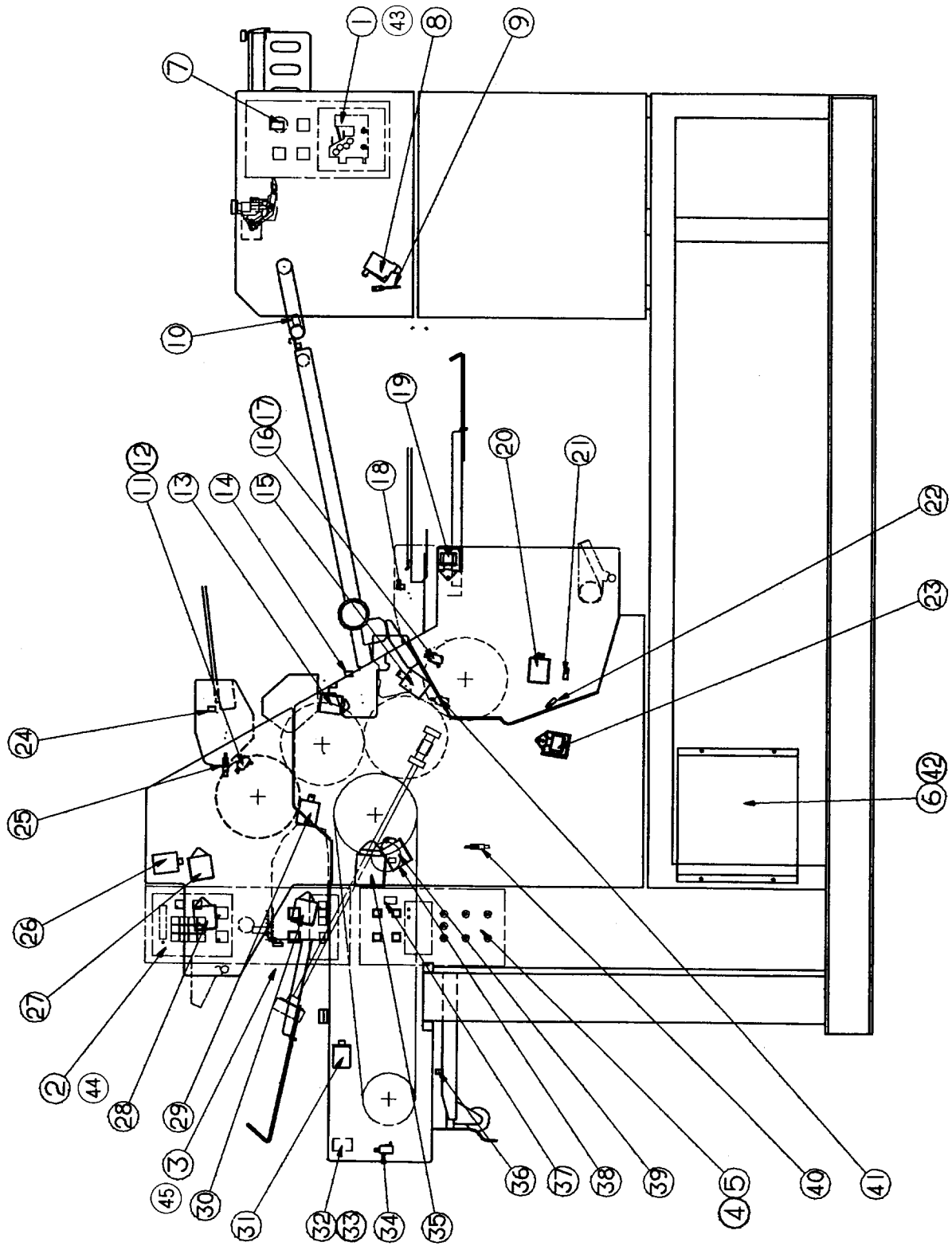
| INDEX No. | Parts No.   | Description   | Remarks | Units Per Assy |
|-----------|-------------|---|---------|----------------|
| 01        | E42-13-02-3 | Circuit Board (~DF-4H060)                             |         | 1              |
| 02        | E13-95-11-3 | Stop Switch   |         | 1              |
| 03        | E42-14-01-3 | Volume Board (5KΩ)                                    |         | 1              |
| 04        | E45-06-02-3 | Inching Switch (-)                                    |         | 1              |
| 05        | E45-06-01-3 | Inching Switch (+)                                    |         | 1              |
| 06        | E42-13-03-3 | Circuit Board   |         | 1              |
| 07        | E45-06-09-3 | Toggle Switch   |         | 7              |
| 08        | E45-06-10-3 | Toggle Switch   |         | 3              |
| 09        | E48-06-1A-3 | Operation Panel Assy (Included 01~05) (~DF-4H060)     |         | 1              |
| 10        | E48-07-2A-3 | Operation Panel Assy (Included 06~08)                 |         | 1              |
| 11        | E42-13-04-3 | Circuit Board (DF-4H061~)                             |         | 1              |
| 12        | E48-06-1B-3 | Operation Panel Assy (Included 02~05, 11) (DF-4H061~) |         |                |
| 13        |             |   |         |                |
| 14        |             |   |         |                |
| 15        |             |   |         |                |
| 16        |             |   |         |                |
| 17        |             |   |         |                |
| 18        |             |   |         |                |
| 19        |             |   |         |                |
| 20        |             |   |         |                |
| 21        |             |   |         |                |
| 22        |             |   |         |                |
| 23        |             |   |         |                |
| 24        |             |   |         |                |
| 25        |             |   |         |                |
| 26        |             |   |         |                |
| 27        |             |   |         |                |
| 28        |             |   |         |                |
| 29        |             |   |         |                |
| 30        |             |   |         |                |
| 31        |             |   |         |                |
| 32        |             |   |         |                |
| 33        |             |   |         |                |
| 34        |             |   |         |                |
| 35        |             |   |         |                |
| 36        |             |   |         |                |
| 37        |             |   |         |                |
| 38        |             |   |         |                |
| 39        |             |   |         |                |
| 40        |             |   |         |                |
| 41        |             |   |         |                |
| 42        |             |   |         |                |
| 43        |             |   |         |                |
| 44        |             |   |         |                |
| 45        |             |   |         |                |
| 46        |             |   |         |                |
| 47        |             |   |         |                |
| 48        |             |   |         |                |
| 49        |             |   |         |                |
| 50        |             |   |         |                |
| 51        |             |   |         |                |
| 52        |             |   |         |                |
| 53        |             |   |         |                |
| 54        |             |   |         |                |
| 55        |             |   |         |                |
| 56        |             |   |         |                |
| 57        |             |   |         |                |
| 58        |             |   |         |                |
| 59        |             |   |         |                |
| 60        |             |   |         |                |
| 61        |             |   |         |                |
| 62        |             |   |         |                |
| 63        |             |   |         |                |
| 64        |             |   |         |                |
| 65        |             |   |         |                |
| 66        |             |   |         |                |
| 67        |             |   |         |                |
| 68        |             |   |         |                |
| 69        |             |   |         |                |
| 70        |             |   |         |                |



(~DF-4H060)



| INDEX No. | Parts No.   | Description                    | Remarks    | Units Per Assy |
|-----------|-------------|--------------------------------|------------|----------------|
| 01        | E05-37-3    | Fuse Holder                    |            | 6              |
| 02        | E05-12-3    | Grass Tubing Fuse (3A)         |            | 1              |
| 03        | E05-13-3    | Grass Tubing Fuse (2A)         |            | 2              |
| 04        | E05-14-3    | Grass Tubing Fuse (1A)         |            | 2              |
| 05        | E05-11-3    | Grass Tubing Fuse (5A)         |            | 1              |
| 06        | E09-23-3    | Magnetic Counter               |            | 1              |
| 07        | E19-18-3    | Switching Regulator            |            | 1              |
| 08        | E19-20-3    | Power Board (DC24V)            |            | 1              |
| 09        | E42-07-02-3 | CPU Board (H Type)             |            | 1              |
| 10        | E42-07-03-3 | Input Board (H Type)           |            | 1              |
| 11        | E42-07-05-3 | Output Board (H Type)          |            | 1              |
| 12        | E42-07-06-3 | Power Supply Board (H Type)    |            | 1              |
| 13        | E42-16-02-3 | M-S Relay Board                |            | 1              |
| 14        | E21-20-3    | Noise Filter                   |            | 1              |
| 15        | E21-24-3    | Noise Filter (T200/220V)       |            | 1              |
| 16        | E21-25-3    | Noise Filter (S200/220V)       |            | 1              |
| 17        | E20-50-3    | Transformer                    |            | 1              |
| 18        | E03-26-3    | Magnet Switch                  |            | 1              |
| 19        | E04-49-3    | Thermal (S200/220V)            |            | 1              |
| 20        | E04-53-3    | Thermal (T200/220V)            |            | 1              |
| 21        | E03-40-1A-3 | Magnet Switch (S200/220V)      |            | 1              |
| 22        | E03-40-1B-3 | Magnet Switch (T200/220V)      |            | 1              |
| 23        | E21-18-3    | Noise Killer                   |            | 1              |
| 24        | E42-18-01-3 | CPU Board (F Type)             | DF-3E054   | 1              |
| 25        | E42-18-02-3 | Input Board (F Type)           | DF-3F056   | 1              |
| 26        | E42-18-03-3 | Output Board (F Type)          | DF-3F057   | 1              |
| 27        | E42-18-04-3 | Power Supply Board (F Type)    | DF-3G063~  | 1              |
| 28        | E42-15-01-3 | Mother Board                   |            | 1              |
| 29        | E46-08-1A-3 | Control Box (T200/220V)        | Integrated | 1              |
| 30        | E46-08-1B-3 | Control Box (T380/415V)        | Integrated | 1              |
| 31        | E46-08-1C-3 | Control Box (S200/220V Sorter) | Integrated | 1              |
| 32        | E46-08-1D-3 | Control Box (S200/220V)        | Integrated | 1              |
| 33        | E46-08-2A-3 | Control Box (T200/220V)        | Molleton   | 1              |
| 34        | E46-08-2B-3 | Control Box (T380/415V)        | Molleton   | 1              |
| 35        | E46-08-2C-3 | Control Box (S200/220V Sorter) | Molleton   | 1              |
| 36        | E46-08-2D-3 | Control Box (S200/220V)        | Molleton   | 1              |
| 37        |             |                                |            |                |
| 38        |             |                                |            |                |
| 39        |             |                                |            |                |
| 40        |             |                                |            |                |
| 41        |             |                                |            |                |
| 42        |             |                                |            |                |
| 43        |             |                                |            |                |
| 44        |             |                                |            |                |
| 45        |             |                                |            |                |
| 46        |             |                                |            |                |
| 47        |             |                                |            |                |
| 48        |             |                                |            |                |
| 49        |             |                                |            |                |
| 50        |             |                                |            |                |
| 51        |             |                                |            |                |
| 52        |             |                                |            |                |
| 53        |             |                                |            |                |
| 54        |             |                                |            |                |
| 55        |             |                                |            |                |
| 56        |             |                                |            |                |
| 57        |             |                                |            |                |
| 58        |             |                                |            |                |
| 59        |             |                                |            |                |
| 60        |             |                                |            |                |
| 61        |             |                                |            |                |
| 62        |             |                                |            |                |
| 63        |             |                                |            |                |
| 64        |             |                                |            |                |
| 65        |             |                                |            |                |
| 66        |             |                                |            |                |
| 67        |             |                                |            |                |
| 68        |             |                                |            |                |
| 69        |             |                                |            |                |
| 70        |             |                                |            |                |



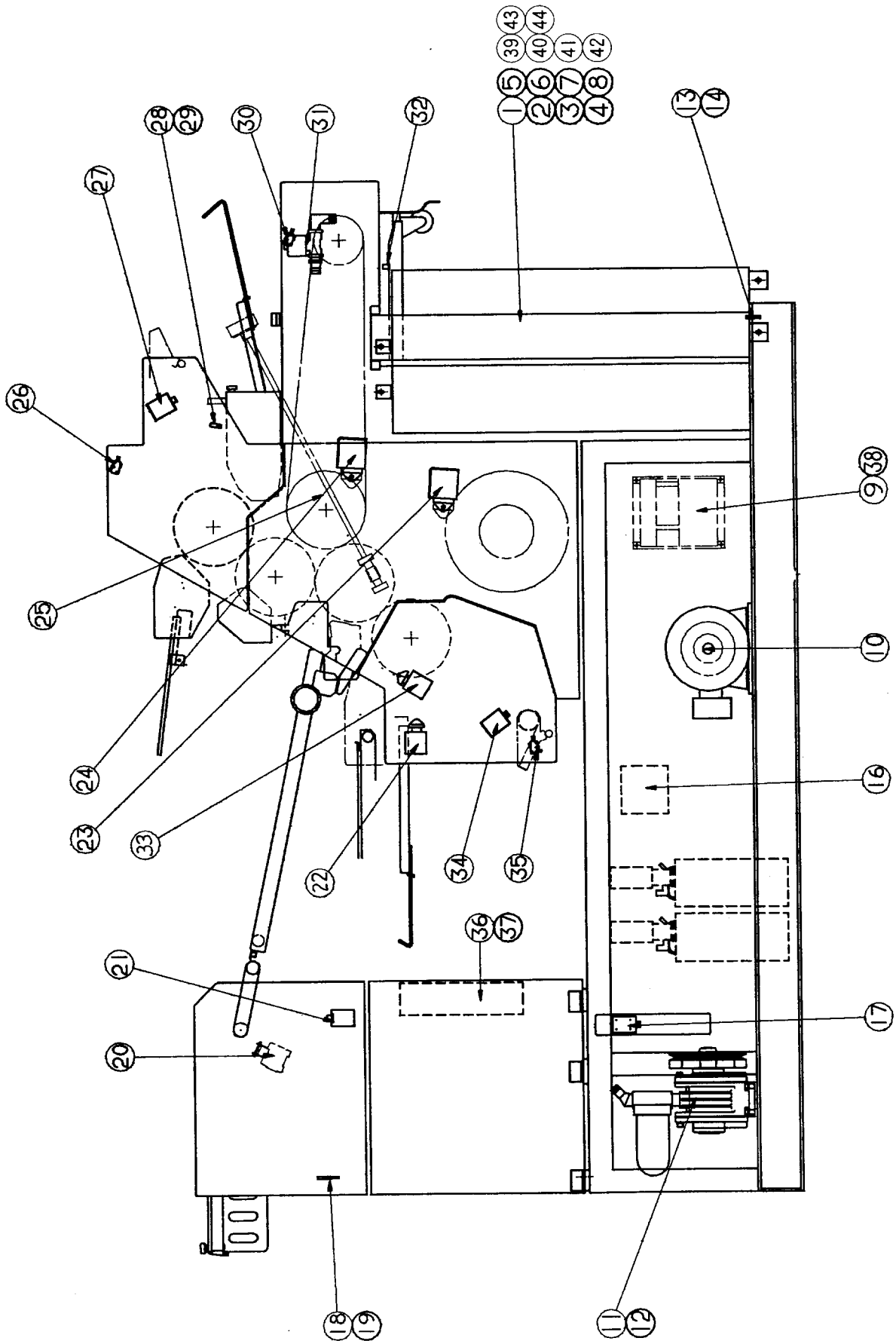


**Arrangement for Components  
(OP-S)**

**N5079**

| INDEX<br>No. | Parts No.   | Description  | Units Per Assy |          |
|--------------|-------------|--|----------------|----------|
|              |             |  | INTEGRATED     | MOLLETON |
| 01           | E48-05-1A-3 | Operation Panel (Feeder Side) (~DF-4H060)                  | 1              | 1        |
| 02           | E48-06-1A-3 | Operation Panel (Delivery Side) (~DF-4H060)                | 1              | 1        |
| 03           | E48-08-1A-3 | Operation Panel (Delivery Side, Feed SW Panel) (~DF-4H060) | 1              | 1        |
| 04           | E48-07-1A-3 | Operation panel (Delivery Side, Manual)                    | 1              | 0        |
| 05           | E48-07-2A-3 | Operation Panel (Delivery Side, Manual)                    | 0              | 1        |
| 06           | E46-09-1A-3 | Control Box (~DF-4H060)                                    | 1              | 0        |
| 07           | E11-02-04-6 | Static ELIM. Bar   | 1              | 1        |
| 08           | E10-20-3    | Limit Switch (Spray Timing)                                | 1              | 1        |
| 09           | E26-75-3    | Sensor (B. JAM Timing)                                     | 1              | 1        |
| 10           | E26-74-3    | Sensor (Paper Detection)                                   | 1              | 1        |
| 11           | E10-29-3    | Limit Switch (Single Lever Position "1". Front)            | 1              | 1        |
| 12           | E10-29-3    | Limit Switch (Single Lever Position "2". Front)            | 1              | 1        |
| 13           | E09-58-3    | Solenoid (JAM Stop)  | 1              | 1        |
| 14           | E26-71-3    | Sensor (Paper Detection)                                   | 1              | 1        |
| 15           | E09-30-07-3 | Solenoid (B.C. Back)                                       | 1              | 1        |
| 16           | E10-29-3    | Limit Switch (Single Lever Position "1". Back)             | 1              | 1        |
| 17           | E10-29-3    | Limit Switch (Single Lever Position "2". Back)             | 1              | 1        |
| 18           | E26-71-3    | Sensor (Master Loading Detection. Back)                    | 1              | 1        |
| 19           | E09-59-3    | Solenoid (Master Ejection. Back)                           | 1              | 1        |
| 20           | E09-25-3    | Solenoid (Dampening Ductor Roller. Back)                   | 0              | 1        |
| 21           | E26-75-3    | Sensor (Single Lever Timing. Back)                         | 1              | 1        |
| 22           | E26-75-3    | Sensor (Master Insertion/Ejection Timing Back)             | 1              | 1        |
| 23           | E09-60-3    | Solenoid (Single Lever. Back)                              | 1              | 1        |
| 24           | E26-71-3    | Sensor (Master Detection. Front)                           | 1              | 1        |
| 25           | E10-30-3    | Limit Switch (Safety Cover. Front)                         | 1              | 1        |
| 26           | E09-25-3    | Solenoid (Dampening Ductor Roller. Front)                  | 0              | 1        |
| 27           | E09-60-3    | Solenoid (Single Lever. Front)                             | 1              | 1        |
| 28           | E09-60-3    | Solenoid (Master Ejection. Front)                          | 1              | 1        |
| 29           | E09-30-07-3 | Solenoid (B.C. Front)                                      | 1              | 1        |
| 30           | E09-59-3    | Solenoid (Master Ejection. Front)                          | 1              | 1        |
| 31           | E09-25-3    | Solenoid (Delivery Table Receding)                         | 1              | 1        |
| 32           | E24-10-3    | Fluorescent Light (50Hz)                                   | 1              | 1        |
| 33           | E24-09-3    | Fluorescent Light (60Hz)                                   | 1              | 1        |
| 34           | E10-29-3    | Limit Switch (C.D. JAM)                                    | 1              | 1        |
| 35           | E09-61-3    | Solenoid (B-I Contact)                                     | 1              | 1        |
| 36           | E26-84-02-3 | Sensor (Pile Height Detection. Receiver)                   | 1              | 1        |
| 37           | E11-02-04-6 | Static ELIM. Bar   | 1              | 1        |
| 38           | E26-74-3    | Sensor (B. Jam)  | 1              | 1        |
| 39           | E09-64-3    | Solenoid (Master Insertion Front)                          | 1              | 1        |
| 40           | E10-30-3    | Limit Switch (Safety Cover. Back)                          | 1              | 1        |
| 41           | E10-29-3    | Limit Switch (Handle Cover)                                | 1              | 1        |
| 42           | E46-09-2A-3 | Control Box  | 0              | 1        |
| 43           | E48-05-1B-3 | Operation Panel (Feeder Side) (DF-4H061~)                  | 1              | 1        |
| 44           | E48-06-1B-3 | Operation Panel (Delivery Side) (DF-4H061~)                | 1              | 1        |
| 45           | E48-08-1B-3 | Operation Panel (Delivery Side Feed SW Panel) (DF-4H061~)  | 1              | 1        |
| 46           |             |  |                |          |
| 47           |             |  |                |          |
| 48           |             |  |                |          |
| 49           |             |  |                |          |
| 50           |             |  |                |          |
| 51           |             |  |                |          |
| 52           |             |  |                |          |
| 53           |             |  |                |          |
| 54           |             |  |                |          |
| 55           |             |  |                |          |
| 56           |             |  |                |          |
| 57           |             |  |                |          |
| 58           |             |  |                |          |
| 59           |             |  |                |          |
| 60           |             |  |                |          |
| 61           |             |  |                |          |
| 62           |             |  |                |          |
| 63           |             |  |                |          |
| 64           |             |  |                |          |
| 65           |             |  |                |          |
| 66           |             |  |                |          |
| 67           |             |  |                |          |
| 68           |             |  |                |          |
| 69           |             |  |                |          |
| 70           |             |  |                |          |

**K**



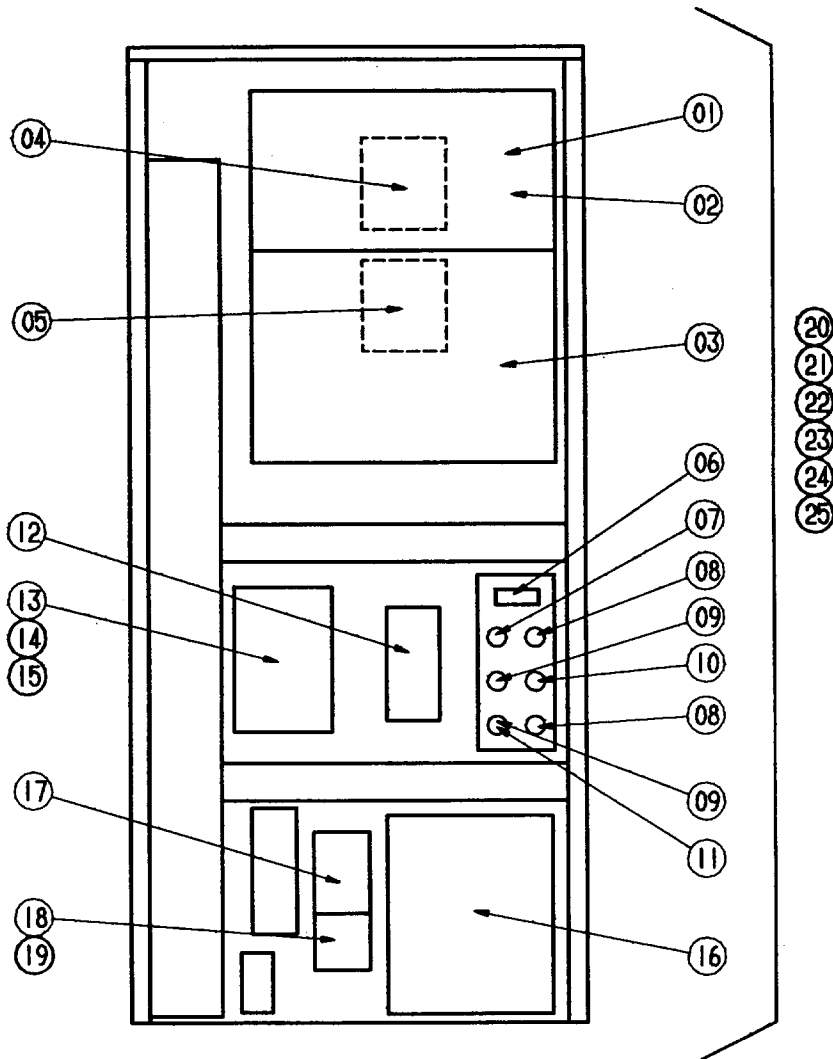
**Arrangement for Electrical Components  
(NOP-S)**

**N5080**

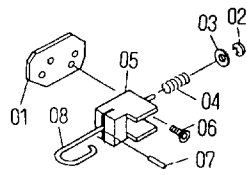
| INDEX<br>No. | Parts No.   | Description                                      | Units Per Assy |          |
|--------------|-------------|--|----------------|----------|
|              |             |  | INTEGRATED     | MOLLETON |
| 01           | E46-08-1A-3 | Control Box (T200/220V) (~DF-4H060)              | 1              | 0        |
| 02           | E46-08-1B-3 | Control Box (T380/415V) (~DF-4H060)              | 1              | 0        |
| 03           | E46-08-1C-3 | Control Box (S200/220V Sorter) (~DF-4H060)       | 1              | 0        |
| 04           | E46-08-1D-3 | Control Box (S200/220V) (~DF-4H060)              | 1              | 0        |
| 05           | E46-08-2A-3 | Control Box (T200/220V) (~DF-4H060)              | 0              | 1        |
| 06           | E46-08-2B-3 | Control Box (T380/415V) (~DF-4H060)              | 0              | 1        |
| 07           | E46-08-2C-3 | Control Box (S200/220V Sorter) (~DF-4H060)       | 0              | 1        |
| 08           | E46-08-2D-3 | Control Box (S200/220V) (~DF-4H060)              | 0              | 1        |
| 09           | E46-15-3    | Inverter (T200-220V)                             | 1              | 1        |
| 10           | E01-74-3    | Motor  | 1              | 1        |
| 11           | E01-83-3    | Motor (T200/220V)                                | 1              | 1        |
| 12           | E01-85-3    | Motor (S200/220V)                                | 1              | 1        |
| 13           | E10-12-3    | Lead Switch (Delivery Table Bottom)              | 1              | 1        |
| 14           | E10-14-3    | Magnet (Delivery Table Bottom)                   | 1              | 1        |
|              |             |  | 1              | 1        |
| 16           | E11-01-08-3 | Static ELIM. Transformer                         | 1              | 1        |
| 17           | E09-25-3    | Solenoid (Air Valve)                             | 1              | 1        |
| 18           | E10-12-3    | Lead Switch (Feeder Table Upper)                 | 1              | 1        |
| 19           | E10-14-3    | Magnet (Feeder Table Upper)                      | 1              | 1        |
| 20           | E09-60-3    | Solenoid (Double Sheet Gate)                     | 1              | 1        |
| 21           | E09-25-3    | Solenoid (Feed)                                  | 1              | 1        |
| 22           | E09-60-3    | Solenoid (Master)                                | 1              | 1        |
| 23           | E09-61-3    | Solenoid (P-B Contact. Back)                     | 1              | 1        |
| 24           | E09-61-3    | Solenoid (P-B Contact. Front)                    | 1              | 1        |
| 25           | E26-75-3    | Sensor Impression Timing)                        | 1              | 1        |
| 26           | E10-29-3    | Limit Switch (Safety Cover)                      | 1              | 1        |
| 27           | E09-25-3    | Solenoid (Ink Ductor Roller. Front)              | 1              | 1        |
| 28           | E26-75-3    | Sensor (Single Lever Timing. Front)              | 1              | 1        |
| 29           | E26-75-3    | Sensor (Master Insertion/Ejection Timing. Front) | 1              | 1        |
| 30           | E10-29-3    | Limit Switch (Safety Cover CD)                   | 1              | 1        |
| 31           | E09-42-02-3 | Spray Valve                                      | 1              | 1        |
| 32           | E26-84-01-3 | Emitting Lamp (Pile Height Detection)            | 1              | 1        |
| 33           | E09-60-3    | Solenoid (Master Back)                           | 1              | 1        |
| 34           | E09-25-3    | Solenoid (Ink Ductor Roller. Back)               | 1              | 1        |
| 35           | E10-29-3    | Limit Switch (Safety Cover)                      | 1              | 1        |
| 36           | E24-10-3    | Fluorescent Light (50Hz)                         | 1              | 1        |
| 37           | E24-09-3    | Fluorescent Light (60Hz)                         | 1              | 1        |
| 38           | E46-16-3    | Inverter (S200/240V)                             | 1              | 1        |
| 39           | E46-08-3A-3 | Control Box (T200/220V) (DF-4H061~)              | 1              | 0        |
| 40           | E46-08-3C-3 | Control Box (S200/220V Sorter) (DF-4H061~)       | 1              | 0        |
| 41           | E46-08-3D-3 | Control Box (S200/220V A.B. Dick) (DF-4H061~)    | 1              | 0        |
| 42           | E46-08-4A-3 | Control Box (T200/220V) (DF-4H061~)              | 0              | 1        |
| 43           | E46-08-4C-3 | Control Box (S200/220V Sorter) (DF-4H061~)       | 0              | 1        |
| 44           | E46-08-4D-3 | Control Box (S200/220V A.B. Dick) (DF-4H061~)    | 0              | 1        |
| 45           |             |  |                |          |
| 46           |             |  |                |          |
| 47           |             |  |                |          |
| 48           |             |  |                |          |
| 49           |             |  |                |          |
| 50           |             |  |                |          |
| 51           |             |  |                |          |
| 52           |             |  |                |          |
| 53           |             |  |                |          |
| 54           |             |  |                |          |
| 55           |             |  |                |          |
| 56           |             |  |                |          |
| 57           |             |  |                |          |
| 58           |             |  |                |          |
| 59           |             |  |                |          |
| 60           |             |  |                |          |
| 61           |             |  |                |          |
| 62           |             |  |                |          |
| 63           |             |  |                |          |
| 64           |             |  |                |          |
| 65           |             |  |                |          |
| 66           |             |  |                |          |
| 67           |             |  |                |          |
| 68           |             |  |                |          |
| 69           |             |  |                |          |
| 70           |             |  |                |          |

**K**

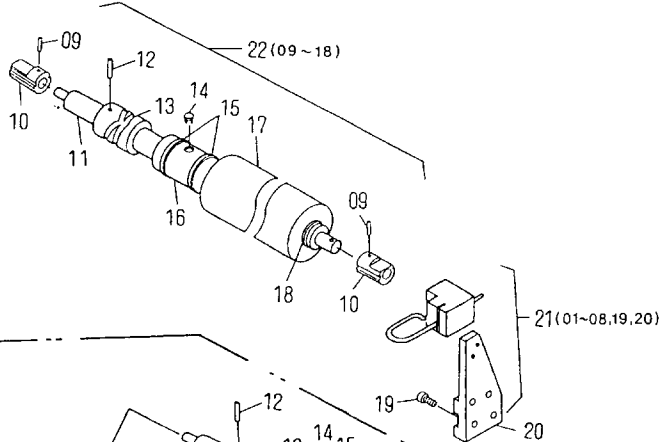
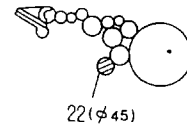
(DF-4H061~)



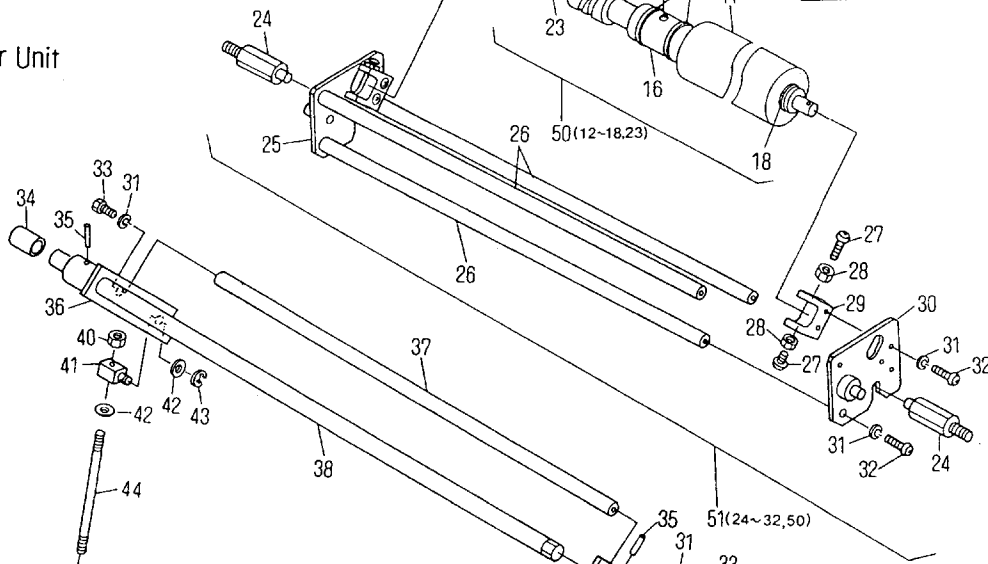
| INDEX No. | Parts No.   | Description                       | Remarks    | Units Per Assy |
|-----------|-------------|-----------------------------------|------------|----------------|
| 01        | E42-17-01-3 | CPU Board                         |            | 1              |
| 02        | E42-35-01-3 | I/O Board                         |            | 1              |
| 03        | E42-36-02-3 | Relay Board                       |            | 1              |
| 04        | E19-16-3    | Switching Regulator (5V)          |            | 1              |
| 05        | E19-18-3    | Switching Regulator (12V)         |            | 1              |
| 06        | E09-23-3    | Magnetic Counter                  |            | 1              |
| 07        | E05-12-3    | Grass Tubing Fuse (3A)            |            | 1              |
| 08        | E05-13-3    | Grass Tubing Fuse (2A)            |            | 2              |
| 09        | E05-14-3    | Grass Tubing Fuse (1A)            |            | 2              |
| 10        | E05-11-3    | Grass Tubing Fuse (5A)            |            | 1              |
| 11        | E05-37-3    | Fuse Holder                       |            | 6              |
| 12        | E09-20-3    | Power Board (DC20V, DC24V)        |            | 1              |
| 13        | E21-20-3    | Noise Filter (A.B. Dick)          |            | 1              |
| 14        | E21-24-3    | Noise Filter (T200/220V)          |            | 1              |
| 15        | E21-25-3    | Noise Filter (S200/220V)          |            | 1              |
| 16        | E20-50-3    | Transformer                       |            | 1              |
| 17        | E03-26-3    | Magnet Switch                     |            | 1              |
| 18        | E04-53-3    | Thermal (T200/220V)               |            | 1              |
| 19        | E04-49-3    | Thermal (S200/220V)               |            | 1              |
| 20        | E46-08-3A-3 | Control Box (T200/220V)           | Integrated | 1              |
| 21        | E46-08-3C-3 | Control Box (S200/220V Sorter)    | Integrated | 1              |
| 22        | E46-08-3D-3 | Control Box (S200/220V A.B. Dick) | Integrated | 1              |
| 23        | E46-08-4A-3 | Control Box (T200/220V)           | Molleton   | 1              |
| 24        | E46-08-4C-3 | Control Box (S200/220V Sorter)    | Molleton   | 1              |
| 25        | E46-08-4D-3 | Control Box (S200/220V A.B. Dick) | Molleton   | 1              |
| 26        |             |                                   |            |                |
| 27        |             |                                   |            |                |
| 28        |             |                                   |            |                |
| 29        |             |                                   |            |                |
| 30        |             |                                   |            |                |
| 31        |             |                                   |            |                |
| 32        |             |                                   |            |                |
| 33        |             |                                   |            |                |
| 34        |             |                                   |            |                |
| 35        |             |                                   |            |                |
| 36        |             |                                   |            |                |
| 37        |             |                                   |            |                |
| 38        |             |                                   |            |                |
| 39        |             |                                   |            |                |
| 40        |             |                                   |            |                |
| 41        |             |                                   |            |                |
| 42        |             |                                   |            |                |
| 43        |             |                                   |            |                |
| 44        |             |                                   |            |                |
| 45        |             |                                   |            |                |
| 46        |             |                                   |            |                |
| 47        |             |                                   |            |                |
| 48        |             |                                   |            |                |
| 49        |             |                                   |            |                |
| 50        |             |                                   |            |                |
| 51        |             |                                   |            |                |
| 52        |             |                                   |            |                |
| 53        |             |                                   |            |                |
| 54        |             |                                   |            |                |
| 55        |             |                                   |            |                |
| 56        |             |                                   |            |                |
| 57        |             |                                   |            |                |
| 58        |             |                                   |            |                |
| 59        |             |                                   |            |                |
| 60        |             |                                   |            |                |
| 61        |             |                                   |            |                |
| 62        |             |                                   |            |                |
| 63        |             |                                   |            |                |
| 64        |             |                                   |            |                |
| 65        |             |                                   |            |                |
| 66        |             |                                   |            |                |
| 67        |             |                                   |            |                |
| 68        |             |                                   |            |                |
| 69        |             |                                   |            |                |
| 70        |             |                                   |            |                |



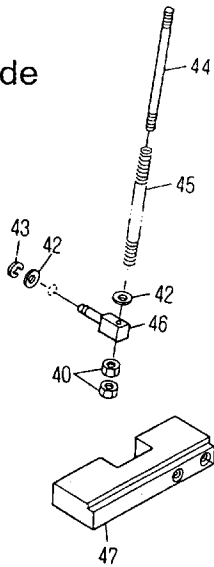
Upper Unit



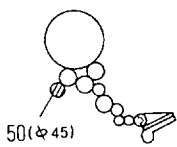
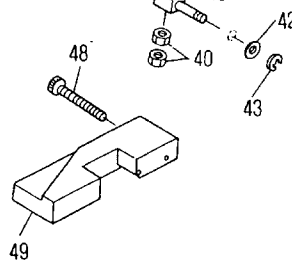
Lower Unit



NOP-Side



OP-Side

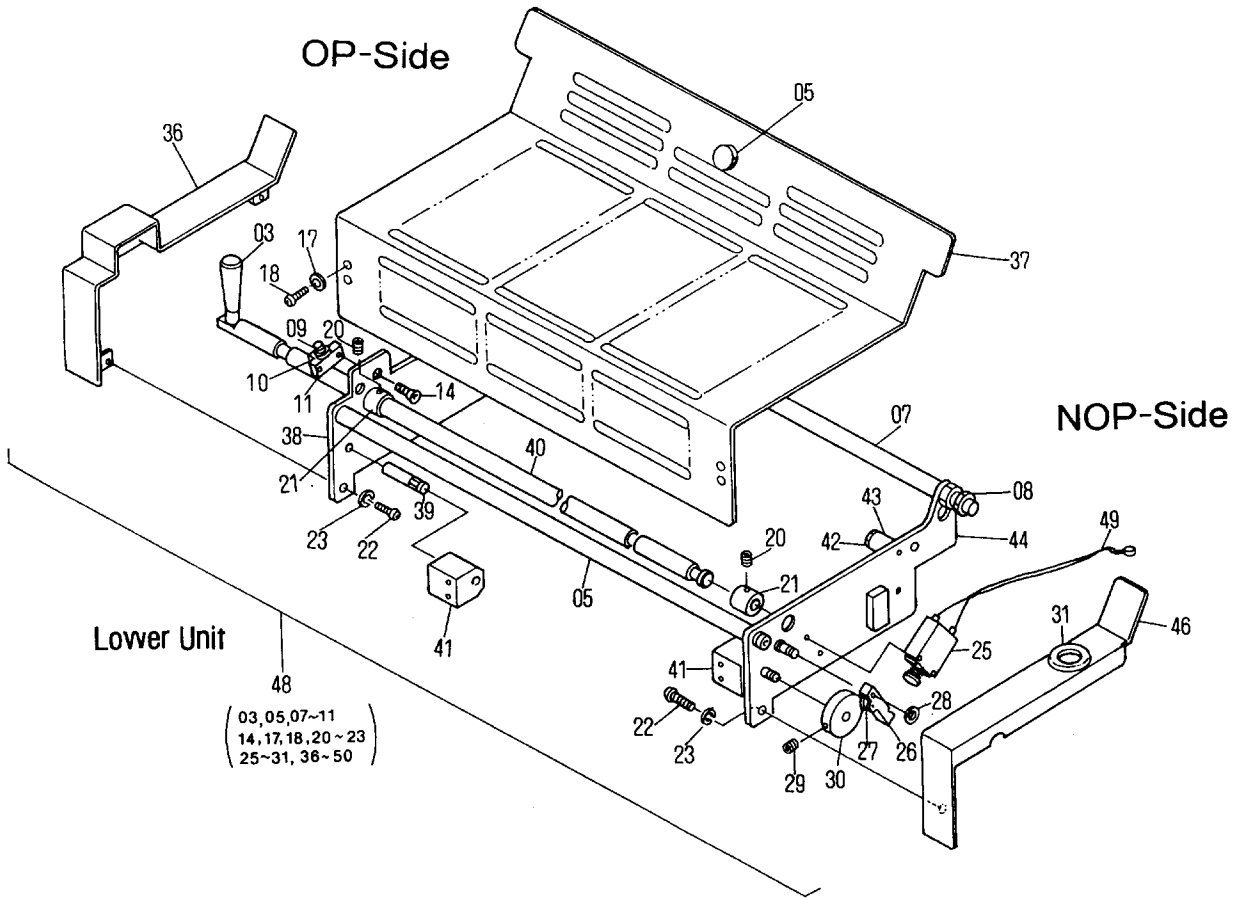
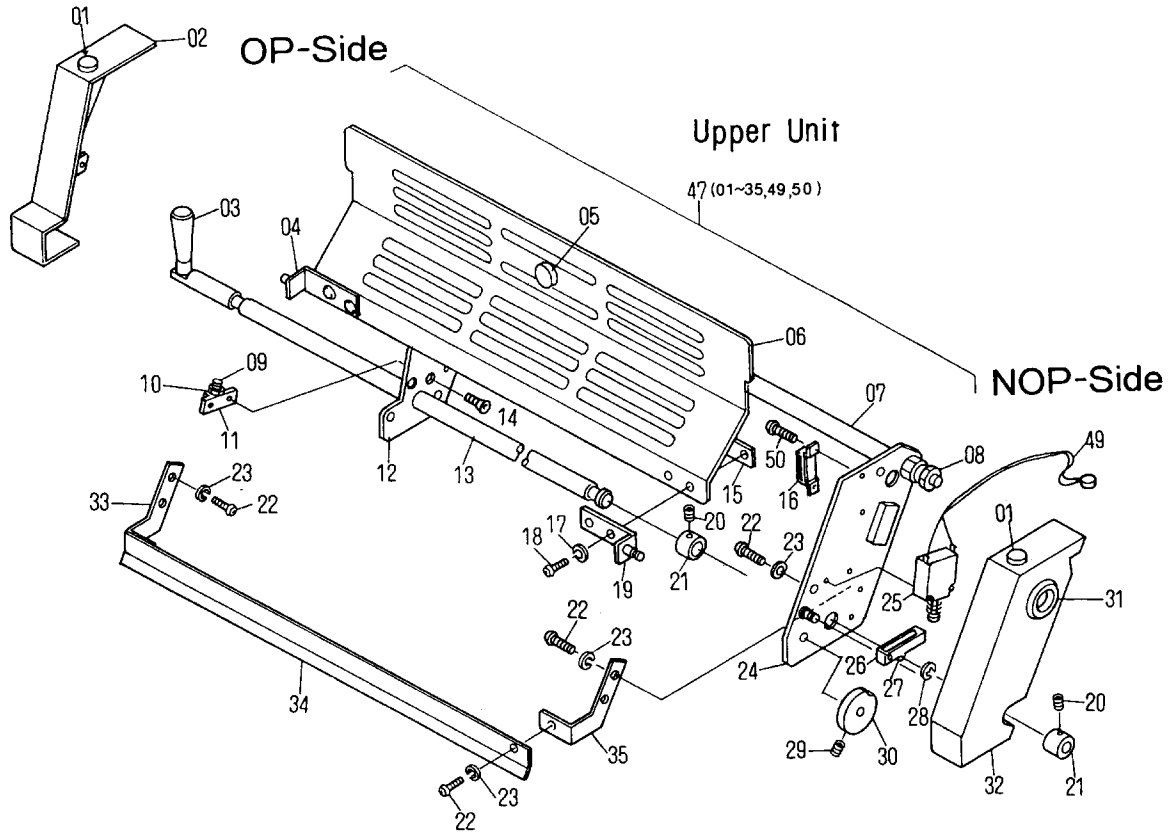


**Inking Section (Upper Unit / Lower Unit)  
Oscillating Roller (DF-4F022~)**

**N5082**

| INDEX No. | Parts No.   | Description                                     | Remarks    | Units Per Assy |
|-----------|-------------|---|------------|----------------|
| 01        | 6803-04026  | Plate   | NOP-S      | 1              |
| 02        | 181-404     | E-Ring  |            | 2              |
| 03        | 184-105     | Flat Washer                                     |            | 2              |
| 04        | 6803-04025  | Spring  |            | 2              |
| 05        | 6803-04021  | Block   |            | 2              |
| 06        | 122-112     | Screw   |            | 2              |
| 07        | 183-141     | Roll Pin  |            | 2              |
| 08        | 6803-04022  | Holder  |            | 2              |
| 09        | 183-185     | Roll Pin  |            | 2              |
| 10        | 6803-04023  | Bushing   |            | 2              |
| 11        | 6803-04024  | Oscillating Roller Shaft                        | Upper Unit | 1              |
| 12        | I03-58-3    | Roll Pin  |            | 2              |
| 13        | I03-57-3    | Oscillating Worm Cam                            |            | 2              |
| 14        | R03-10-3    | Worm Cam Follower                               |            | 2              |
| 15        | 324-622     | O-Ring  |            | 4              |
| 16        | R03-07-0A-3 | Oscillating Mechanism Hub                       |            | 2              |
| 17        | 6903-04010  | Oscillating Roller                              |            | 2              |
| 18        | H08-16-3    | Bushing   |            | 2              |
| 19        | 117-530     | Screw   |            | 4              |
| 20        | 6808-08104  | Oscillating Roller Bracket                      | OP-S       | 1              |
| 21        | 6903-04021A | Oscillating Roller Bracket Assy (01~08, 19, 20) | OP-S       | 1              |
| 22        | 6903-04010A | Oscillating Roller Assy (09~18)                 | Upper Unit | 1              |
| 23        | 6803-04042  | Oscillating Roller Shaft                        | Lower Unit | 1              |
| 24        | 6803-04036  | Stud  |            | 2              |
| 25        | 6803-04028A | Oscillating Roller Frame                        | NOP-S      | 1              |
| 26        | 6803-04030  | Shaft   |            | 3              |
| 27        | 125-662     | Screw   |            | 4              |
| 28        | 170-104     | Nut   |            | 4              |
| 29        | 6803-04043  | Block   |            | 2              |
| 30        | 6803-04027A | Oscillating Roller Frame                        | OP-S       | 1              |
| 31        | 180-105     | Lock Washer                                     |            | 12             |
| 32        | 125-712     | Screw   |            | 10             |
| 33        | 101-512     | Screw   |            | 2              |
| 34        | 243-620     | Bushing   |            | 2              |
| 35        | 5103-09118  | Roll Pin  |            | 2              |
| 36        | 6803-04033A | Lever   | NOP-S      | 1              |
| 37        | 6803-04031  | Shaft   |            | 1              |
| 38        | 6803-04032  | Shaft   |            | 1              |
| 39        | 6803-04034A | Lever   | OP-S       | 1              |
| 40        | 170-105.3   | Nut   |            | 6              |
| 41        | 6803-04040  | Stud Pin  |            | 2              |
| 42        | 184-106     | Flat Washer                                     |            | 8              |
| 43        | 181-405     | E-Ring  |            | 6              |
| 44        | 6803-04041  | Guide Pin                                       |            | 2              |
| 45        | 6803-04044  | Spring  |            | 2              |
| 46        | 6803-04039  | Stud Pin  |            | 2              |
| 47        | 6803-04037  | Block   | NOP-S      | 1              |
| 48        | 117-533     | Screw   |            | 4              |
| 49        | 6803-04038  | Block   | OP-S       | 1              |
| 50        | 6903-04010C | Oscillating Roller Assy (12~18, 23)             | Lower Unit | 1              |
| 51        | 6803-04027B | Oscillating Roller and Unit Assy (24~32, 50)    | Lower Unit | 1              |
| 52        |             |   |            |                |
| 53        |             |   |            |                |
| 54        |             |   |            |                |
| 55        |             |   |            |                |
| 56        |             |   |            |                |
| 57        |             |   |            |                |
| 58        |             |   |            |                |
| 59        |             |   |            |                |
| 60        |             |   |            |                |
| 61        |             |   |            |                |
| 62        |             |   |            |                |
| 63        |             |   |            |                |
| 64        |             |   |            |                |
| 65        |             |   |            |                |
| 66        |             |   |            |                |
| 67        |             |   |            |                |
| 68        |             |   |            |                |
| 69        |             |   |            |                |
| 70        |             |   |            |                |

**K**





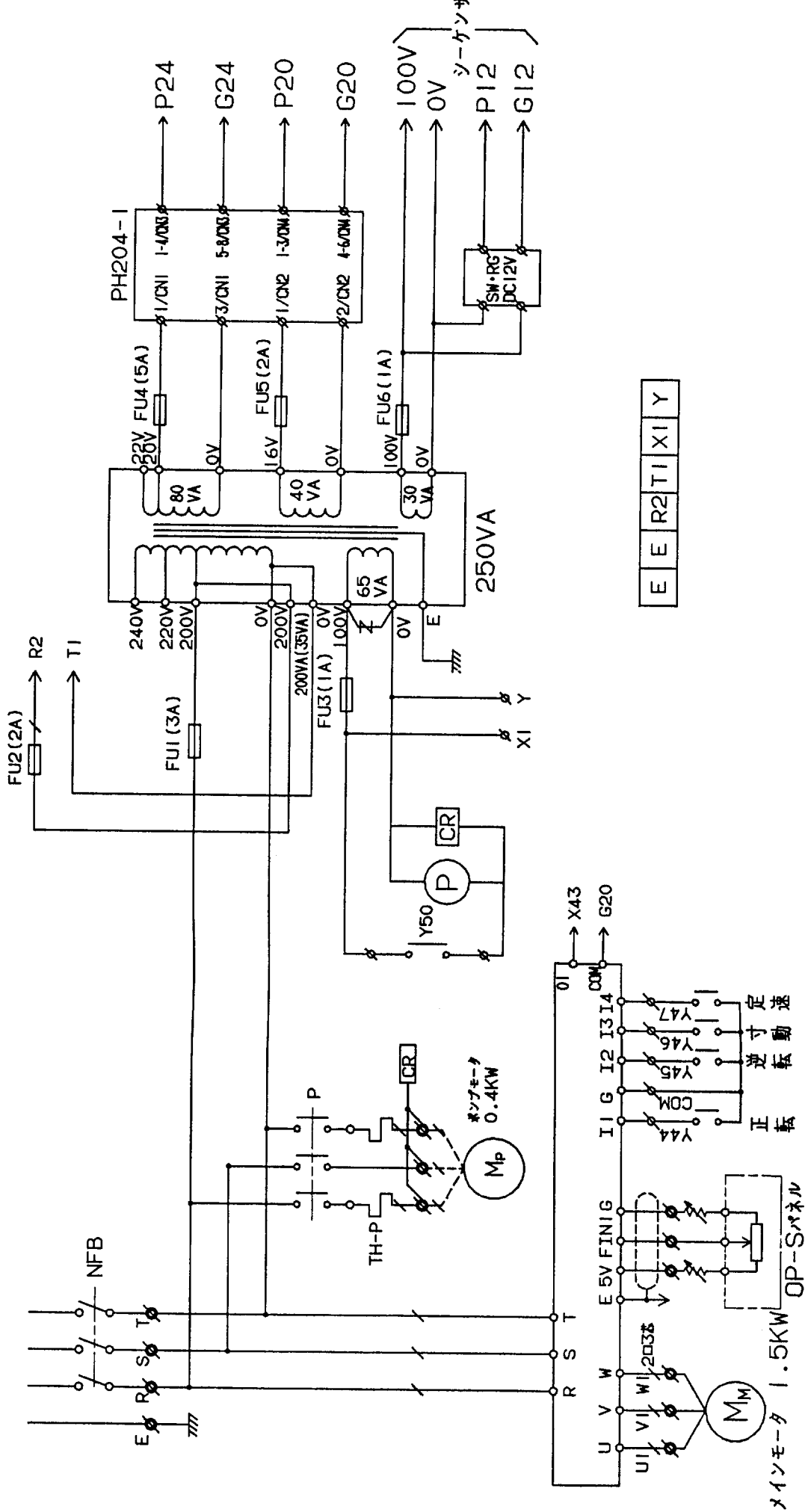
**Cover Section  
(for North America)**

**N5083**

| INDEX No. | Parts No.   | Description     | Remarks  | Units Per Assy |
|-----------|-------------|-----------------|--|----------------|
| 01        | CP01-03     | Cushion         |  | 2              |
| 02        | 6810-20008  | Cover           | OP-S   | 1              |
| 03        | 5108-01020  | Handle          |  | 2              |
| 04        | 6810-20020A | Bracket         | OP-S   | 1              |
| 05        | I29-32-3    | Knob            |  | 2              |
| 06        | 6810-20010  | Cover           |  | 1              |
| 07        | 6808-05005  | Shaft           |  | 2              |
| 08        | 6808-05056  | Pin             |  | 4              |
| 09        | I18-59-1A-3 | Snubber         |  | 2              |
| 10        | I18-60-3    | U-Nut           |  | 2              |
| 11        | 6808-05097  | Block           |  | 2              |
| 12        | 6810-20004  | Side Frame      | OP-S   | 1              |
| 13        | 6808-05188  | Locking Shaft   |  | 1              |
| 14        | 122-112     | Screw           |  | 4              |
| 15        | 6810-20017  | Plate           |  | 2              |
| 16        | 5205-02077  | Magnet          |  | 2              |
| 17        | 180-105     | Lock Washer     |  | 8              |
| 18        | 125-710     | Screw           |  | 8              |
| 19        | 6810-20019A | Bracket         | NOP-S  | 1              |
| 20        | 145-404     | Set Screw       |  | 4              |
| 21        | 5108-01021  | Collar          |  | 4              |
| 22        | 125-710.01  | Screw           |  | 16             |
| 23        | 180-105.01  | Lock Washer     |  | 16             |
| 24        | 6810-20003A | Side Frame      | NOP-S  | 1              |
| 25        | E10-53-3    | Limit Switch    |  | 2              |
| 26        | 6810-20014  | Lever           |  | 2              |
| 27        | 6810-20015  | Roller          |  | 2              |
| 28        | 181-403     | E-Ring          |  | 2              |
| 29        | 145-408     | Set Screw       |  | 2              |
| 30        | 6810-20013  | Cam             |  | 2              |
| 31        | 4206-12050  | Guard           |  | 2              |
| 32        | 6810-20007  | Cover           | NOP-S  | 1              |
| 33        | 6810-20023  | Bracket         | NOP-S  | 1              |
| 34        | 6810-20021  | Cover           |  | 1              |
| 35        | 6810-20022  | Bracket         | NOP-S  | 1              |
| 36        | 6810-20006  | Cover           | OP-S   | 1              |
| 37        | 6810-20009  | Cover           |  | 1              |
| 38        | 6810-20002  | Side Frame      | OP-S   | 1              |
| 39        | I28-34-3    | Pin             | OP-S   | 1              |
| 40        | 6808-05105  | Locking Shaft   |  | 1              |
| 41        | 6810-20011  | Block           |  | 2              |
| 42        | 7205-08046  | Pin             |  | 2              |
| 43        | 7205-08031  | Cushion         |  | 2              |
| 44        | 6810-20001A | Side Frame      | NOP-S  | 1              |
| 45        | 6810-20012  | Pin             | NOP-S  | 1              |
| 46        | 6810-20005  | Cover           | NOP-S  | 1              |
| 47        | 6810-20004A | Upper Unit Assy | (01-35, 49, 50)                                  | 1              |
| 48        | 6810-20002A | Lower Unit Assy | (03, 05, 07-11, 14, 17, 18, 20-23, 25-31, 36-50) | 1              |
| 49        | E44-02-01-3 | Plug            | (8P)   | 1              |
| 50        | 5205-02058  | Screw           |  | 4              |
| 51        |             |                 |  |                |
| 52        |             |                 |  |                |
| 53        |             |                 |  |                |
| 54        |             |                 |  |                |
| 55        |             |                 |  |                |
| 56        |             |                 |  |                |
| 57        |             |                 |  |                |
| 58        |             |                 |  |                |
| 59        |             |                 |  |                |
| 60        |             |                 |  |                |
| 61        |             |                 |  |                |
| 62        |             |                 |  |                |
| 63        |             |                 |  |                |
| 64        |             |                 |  |                |
| 65        |             |                 |  |                |
| 66        |             |                 |  |                |
| 67        |             |                 |  |                |
| 68        |             |                 |  |                |
| 69        |             |                 |  |                |
| 70        |             |                 |  |                |

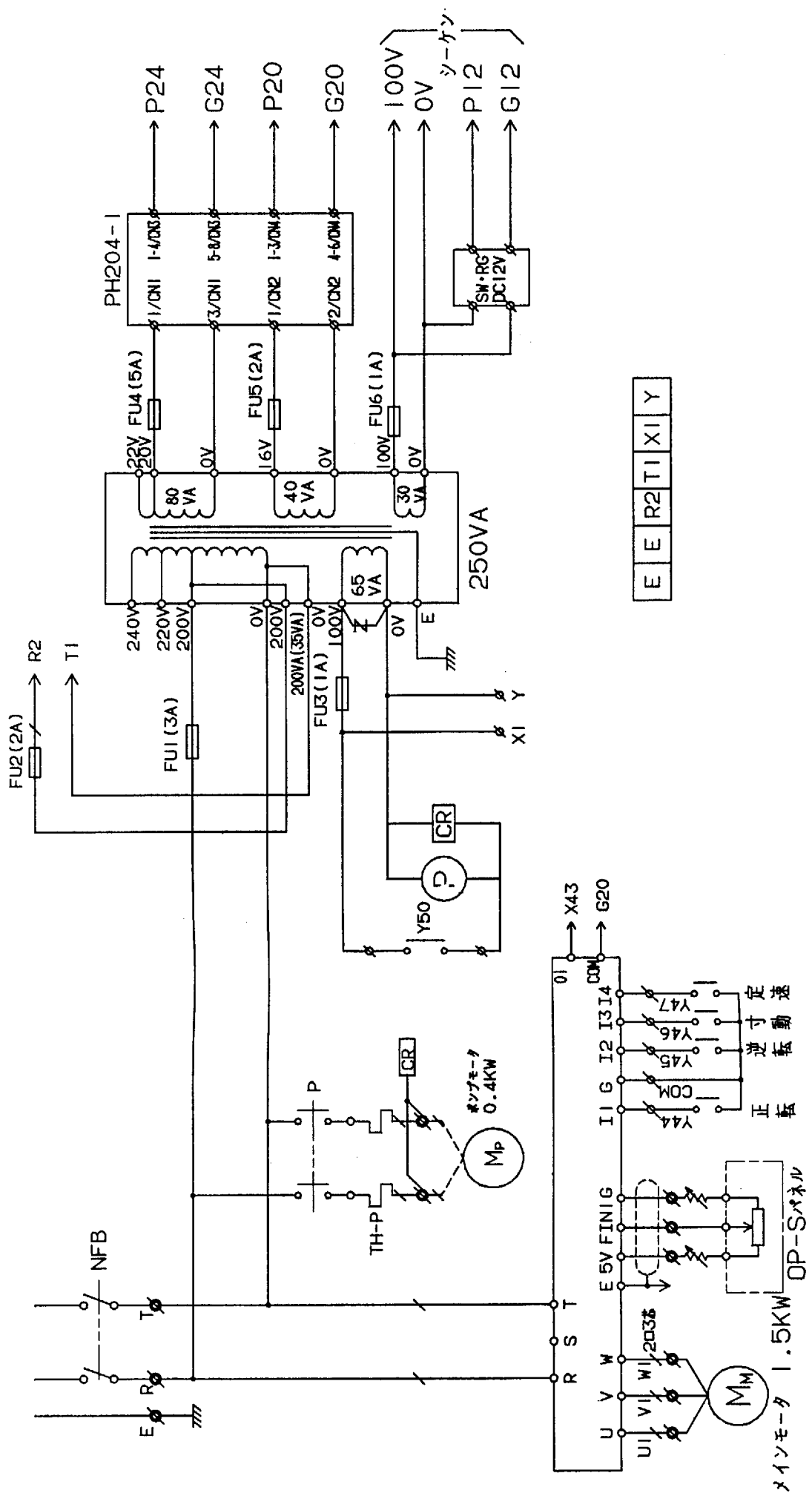
**K**

CONNECTIONS  
主結線図 (T200~220V)

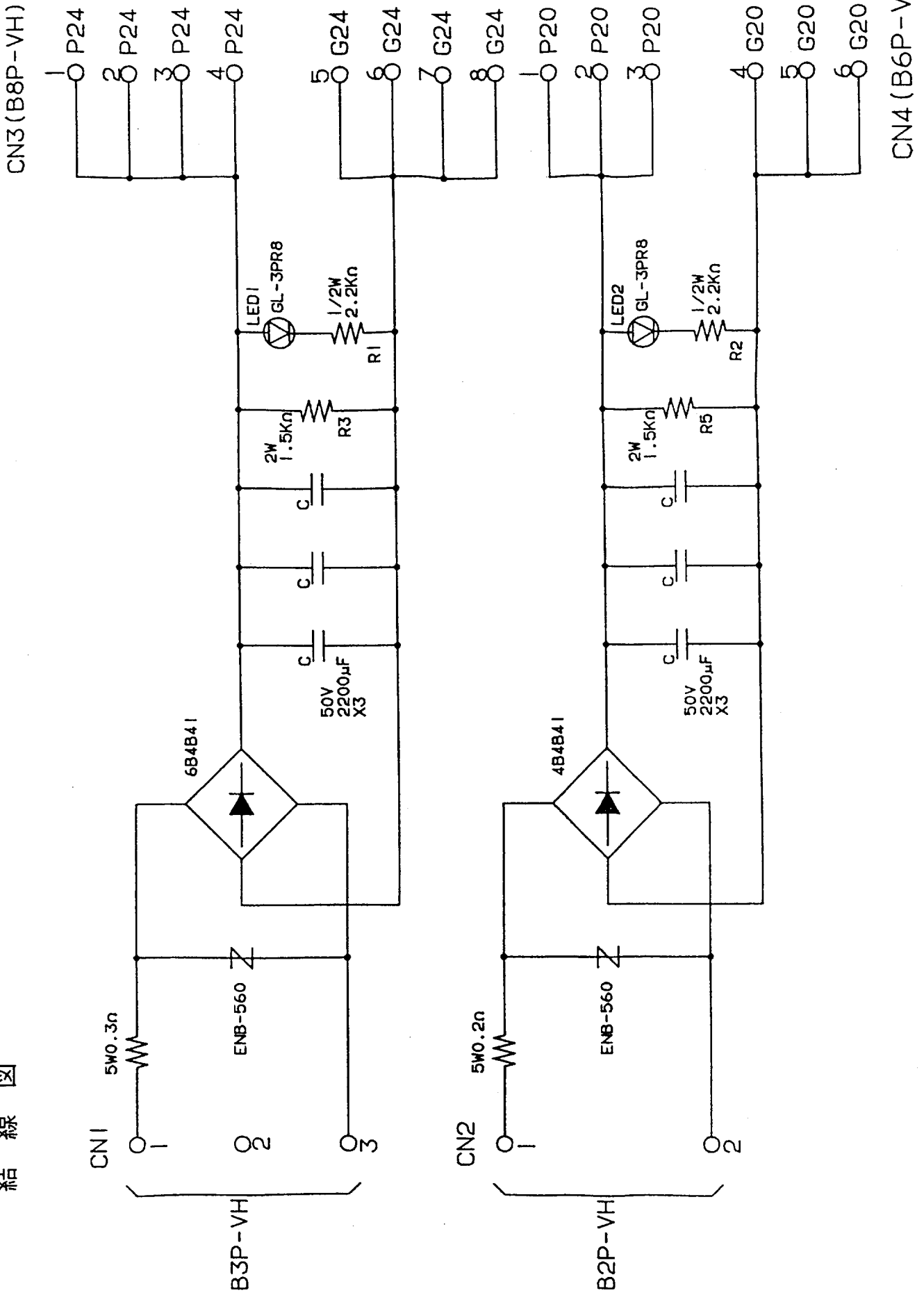


E E R2 T1 X1 Y

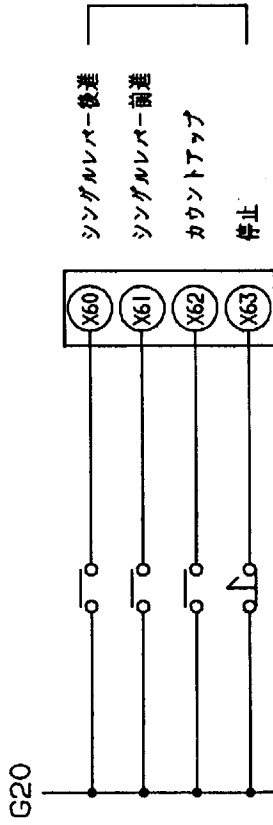
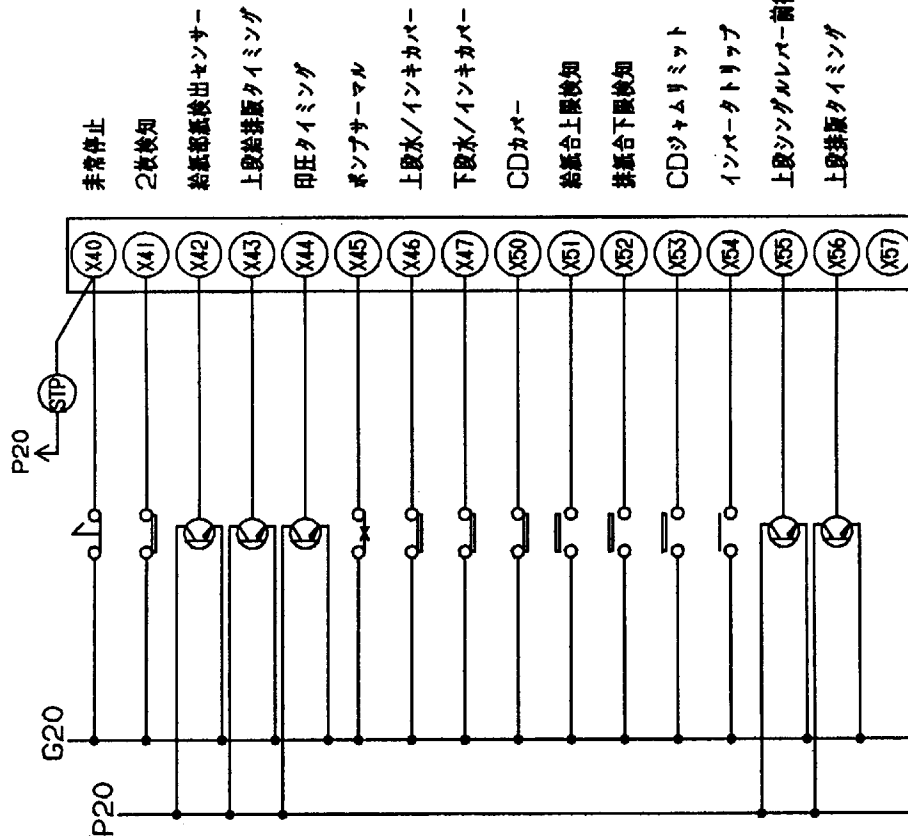
CONNECTIONS  
主 結 線 図 (S200~240V)



CONNECTIONS  
結線圖



SEQUENSER INPUT CONNECTIONS  
シーケンサ入力表



|     |                  |
|-----|------------------|
| TM1 | 水端回転数 (1回転/目盛)   |
| TM2 | インキ着回転数 (1回転/目盛) |
| TM3 | P.B着回転数 (1回転/目盛) |
| TM4 |                  |

|        |     |
|--------|-----|
| CN-STP |     |
| 1      | 2   |
| X40    | G20 |

(B2P-VH)

|       |     |     |     |     |     |     |
|-------|-----|-----|-----|-----|-----|-----|
| CN-33 |     |     |     |     |     |     |
| 14    | 13  | 12  | 11  | 10  | 9   | 8   |
| P20   | X57 | X56 | X55 | X53 | X52 | X51 |
| 30    | 29  | 28  | 27  | 26  | 25  | 24  |
| P20   | G20 | G20 | G20 | G20 | G20 | G20 |

|       |     |     |     |     |     |     |     |
|-------|-----|-----|-----|-----|-----|-----|-----|
| CN-32 |     |     |     |     |     |     |     |
| 1     | 2   | 3   | 4   | 5   | 6   | 7   | 8   |
| P20   | G20 | G20 | G20 | X60 | X61 | X62 | X63 |

(B8PS-VH)

|       |     |     |     |     |     |
|-------|-----|-----|-----|-----|-----|
| CN-34 |     |     |     |     |     |
| 1     | 2   | 3   | 4   | 5   | 6   |
| P20   | G20 | P24 | G24 | P24 | G24 |

(B6PS-VH)

|     |     |     |     |     |     |     |
|-----|-----|-----|-----|-----|-----|-----|
| 7   | 6   | 5   | 4   | 3   | 2   | 1   |
| X50 | X47 | X46 | X45 | G20 | X43 | P2C |
| 21  | 20  | 19  | 18  | 17  | 16  | 15  |
| P20 | G20 | G20 | G20 | G20 | X44 | P2C |

(IL-AG-30P-D3T2)

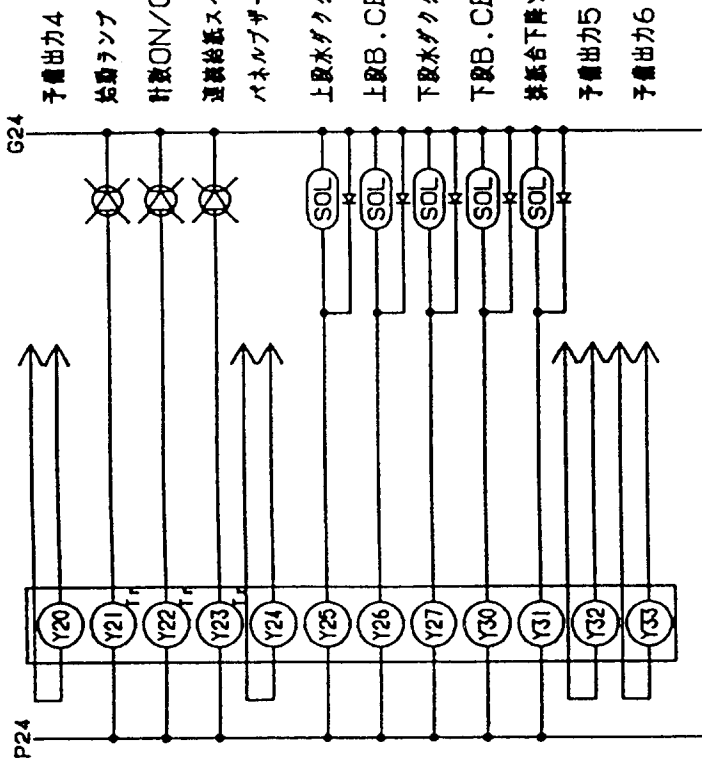
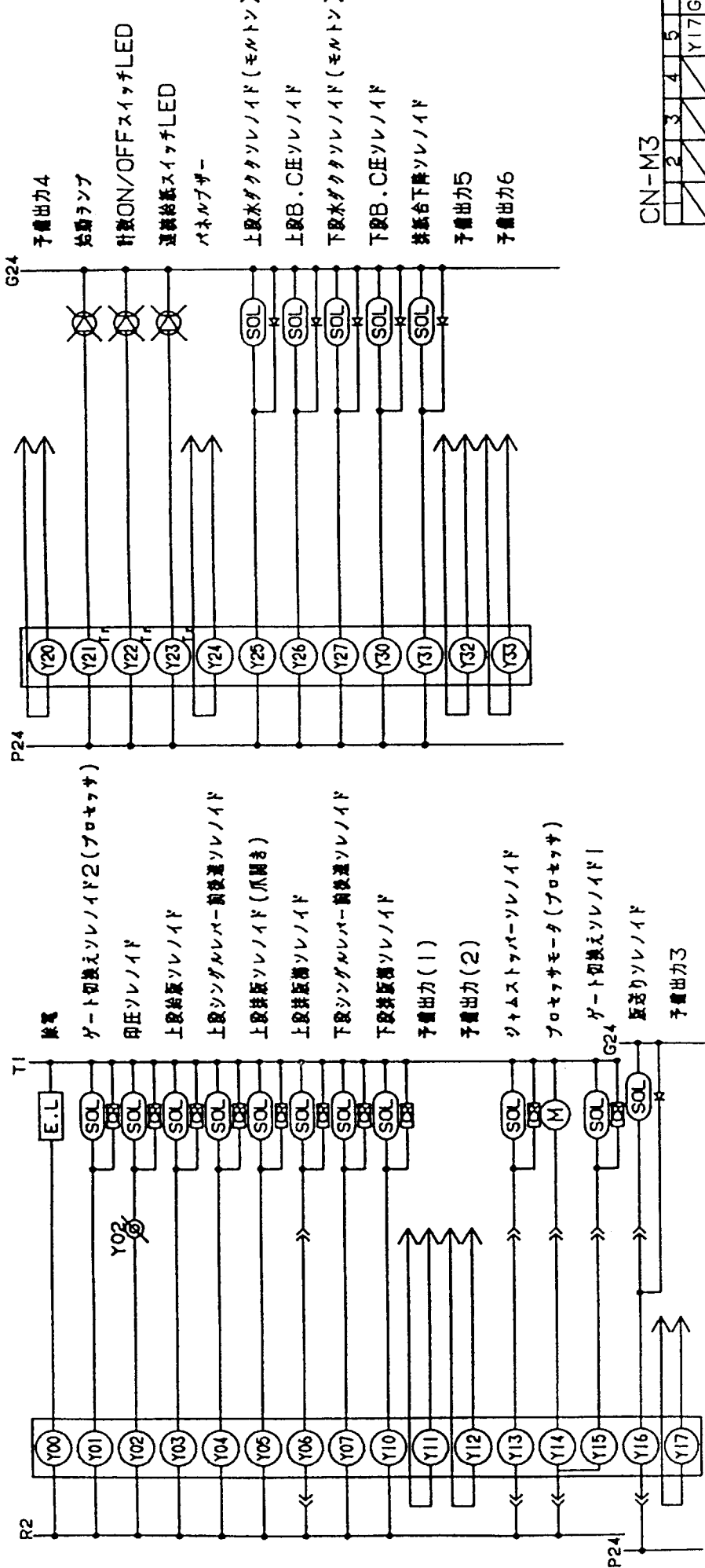
|       |     |     |     |   |   |   |   |     |     |
|-------|-----|-----|-----|---|---|---|---|-----|-----|
| CN-30 |     |     |     |   |   |   |   |     |     |
| 1     | 2   | 3   | 4   | 5 | 6 | 7 | 8 | 9   | 10  |
| P20   | P20 | G20 | G20 |   |   |   |   | X41 | X42 |

(B10PS-VH)

|       |     |   |   |   |   |   |
|-------|-----|---|---|---|---|---|
| CN-31 |     |   |   |   |   |   |
| 1     | 2   | 3 | 4 | 5 | 6 | 7 |
| X54   | G20 |   |   |   |   |   |

(B7PS-VH)

# SEQUENSER OUTPUT CONNECTIONS シーケンサ出力表



CN-M3 (BAPS)

|      |   |   |   |   |
|------|---|---|---|---|
| 1    | 2 | 3 | 4 | 5 |
| Y17G |   |   |   |   |

CN-M4 (B7PS)

|     |     |   |   |   |   |
|-----|-----|---|---|---|---|
| 1   | 2   | 3 | 4 | 5 | 6 |
| Y20 | G24 |   |   |   |   |

CN-25 (B3PS)

|    |   |   |
|----|---|---|
| 1  | 2 | 3 |
| R2 |   |   |

CN-M1 (B9PS-VH)

|     |     |   |   |   |   |   |   |   |
|-----|-----|---|---|---|---|---|---|---|
| 1   | 2   | 3 | 4 | 5 | 6 | 7 | 8 | 9 |
| Y16 | G24 |   |   |   |   |   |   |   |

CN-23 (IL-AG-22P-D3T2)

|     |     |     |     |     |     |     |     |     |     |
|-----|-----|-----|-----|-----|-----|-----|-----|-----|-----|
| 1   | 2   | 3   | 4   | 5   | 6   | 7   | 8   | 9   | 10  |
| P24 | P24 | P24 | P24 | P24 | Y33 | Y31 | Y30 | Y27 | Y26 |
| G24 | G24 | G24 | G24 | G24 | C33 | C32 | Y32 | G24 | G24 |

CN-M2 (B10PS-VH)

|     |     |    |    |    |    |    |    |    |    |
|-----|-----|----|----|----|----|----|----|----|----|
| 1   | 2   | 3  | 4  | 5  | 6  | 7  | 8  | 9  | 10 |
| Y14 | Y15 | T1 | T1 | T1 | T1 | T1 | T1 | T1 | T1 |

C-PA1 (XG4A-1631)

|     |     |     |     |     |     |     |     |     |     |     |     |     |     |     |     |
|-----|-----|-----|-----|-----|-----|-----|-----|-----|-----|-----|-----|-----|-----|-----|-----|
| 1   | 2   | 3   | 4   | 5   | 6   | 7   | 8   | 9   | 10  | 11  | 12  | 13  | 14  | 15  | 16  |
| G24 | G24 | G24 | G24 | G24 | G24 | G24 | G24 | G24 | G24 | G24 | G24 | G24 | G24 | G24 | G24 |

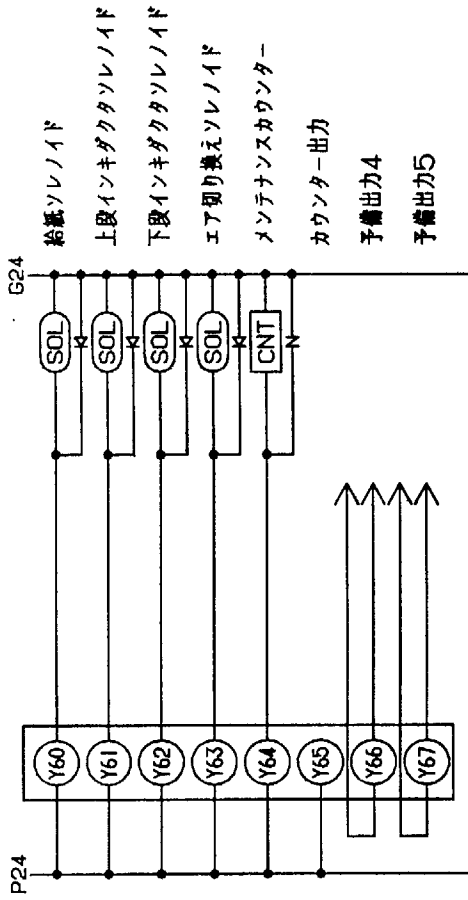
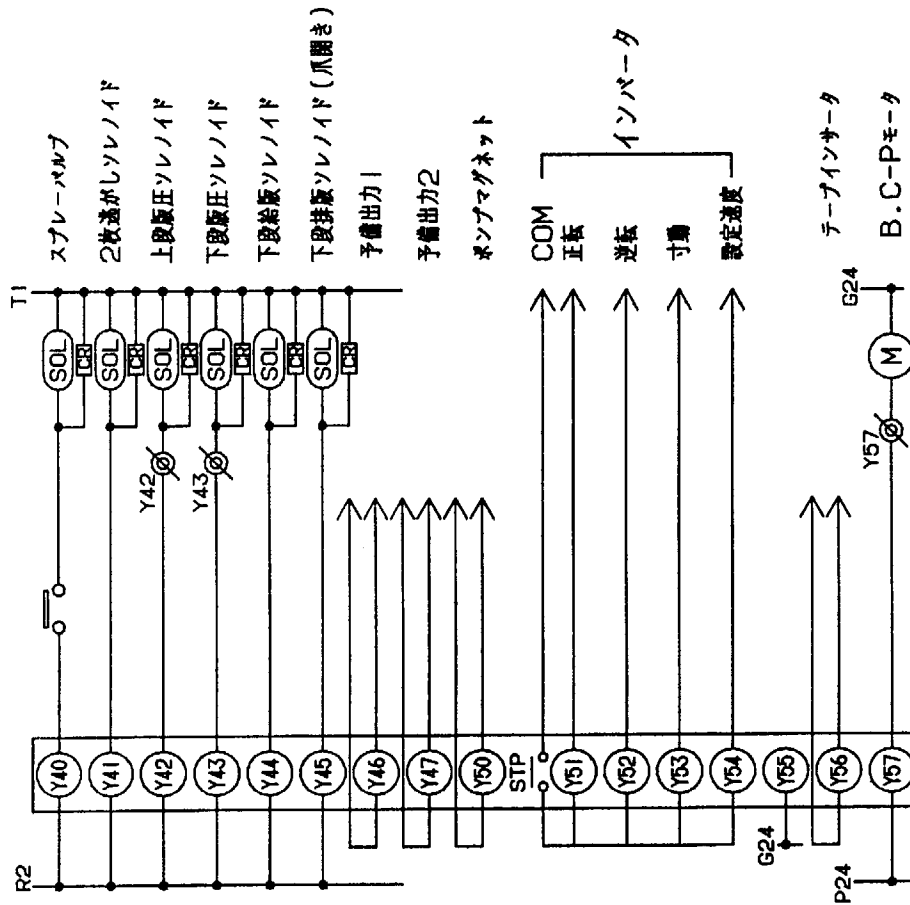
CN-M5 (B8PS-VH)

|     |     |    |   |   |   |   |   |
|-----|-----|----|---|---|---|---|---|
| 1   | 2   | 3  | 4 | 5 | 6 | 7 | 8 |
| Y13 | Y13 | T1 |   |   |   |   |   |

CN-24 (IL-AG-22P-D3T2)

|     |     |     |     |     |     |     |     |     |     |    |    |    |    |    |    |    |    |    |    |    |    |
|-----|-----|-----|-----|-----|-----|-----|-----|-----|-----|----|----|----|----|----|----|----|----|----|----|----|----|
| 1   | 2   | 3   | 4   | 5   | 6   | 7   | 8   | 9   | 10  | 11 | 12 | 13 | 14 | 15 | 16 | 17 | 18 | 19 | 20 | 21 | 22 |
| Y04 | Y03 | Y02 | Y01 | Y00 | Y07 | Y06 | Y10 | Y11 | Y12 | T1 | T1 | T1 | T1 | T1 | T1 | T1 | T1 | T1 | T1 | T1 | T1 |
| C12 | C11 | T1  | T1  | T1  | Y05 | T1  | T1  | T1  | T1  | T1 | T1 | T1 | T1 | T1 | T1 | T1 | T1 | T1 | T1 | T1 | T1 |

SEQUENSER OUTPUT CONNECTIONS  
シーケンサ出力表



CN-36

|    |     |     |     |     |     |     |     |     |     |
|----|-----|-----|-----|-----|-----|-----|-----|-----|-----|
| 10 | 9   | 8   | 7   | 6   | 5   | 4   | 3   | 2   | 1   |
| R2 | Y50 | Y47 | Y46 | Y45 | Y43 | Y42 | Y41 | C40 | Y40 |
| 22 | 21  | 20  | 19  | 18  | 17  | 16  | 15  | 14  | 13  |
| T1 | C50 | C47 | C46 | T1  | T1  | Y44 | T1  | T1  | T1  |
|    |     |     |     |     |     |     |     |     | C40 |

(IL-AG-22P-D3T2)

CN-35

|     |     |     |     |     |     |     |     |     |     |
|-----|-----|-----|-----|-----|-----|-----|-----|-----|-----|
| 10  | 9   | 8   | 7   | 6   | 5   | 4   | 3   | 2   | 1   |
| Y67 | Y66 | Y65 | Y64 | Y63 | Y62 | Y61 | Y60 | Y57 | Y56 |
| 22  | 21  | 20  | 19  | 18  | 17  | 16  | 15  | 14  | 13  |
| C67 | C66 | G24 | G24 | G24 | G24 | G24 | G24 | G24 | C56 |
|     |     |     |     |     |     |     |     |     | C56 |

(IL-AG-22P-D3T2)

CN-30

|   |   |   |   |   |   |   |   |   |     |
|---|---|---|---|---|---|---|---|---|-----|
| 1 | 2 | 3 | 4 | 5 | 6 | 7 | 8 | 9 | 10  |
| / | / | / | / | / | / | / | / | / | /   |
|   |   |   |   |   |   |   |   |   | Y55 |

(IL-AG-10P-S3T2)

CN-31

|     |     |     |     |     |   |   |
|-----|-----|-----|-----|-----|---|---|
| 1   | 2   | 3   | 4   | 5   | 6 | 7 |
| /   | /   | /   | /   | /   | / | / |
| C51 | Y51 | Y52 | Y53 | Y54 |   |   |

(B7PS-VH)

CN-37

|    |   |    |
|----|---|----|
| 1  | 2 | 3  |
| R2 |   | T1 |

(B3P2S-VH)







